

Reorder No.
D12.01



**QUALITY INDUSTRIAL
ABRASIVE POWER TOOLS**
ACCESSORIES AND ABRASIVES

**GLOBAL LEADERSHIP IN ABRASIVE
POWER TOOL TECHNOLOGY**



DYNABRADE.COM

Abrasive Belt & Finishing Tools

Abrasive Belt Tools

Dynafile®	10
Dynafile® II	13
.4 hp Dynafile® II	14
Vacuum Dynafile® II	15
Electric Dynafile® II	15
Mini-Dynafile® II	18
Dynafile® III	20
Dynabelter®	24
Dynangle	27
Dynangle II	28
“Take-About” Sander	29
Systems & Solutions	30

Abrasive Finishing Tools

Dynastraight®	32
Lightweight Dynastraight®	37
Dynastraight® Flapper	38
Rolling Pin Sander	39
Mini-Dynisher	39
Dynisher	40
Electric Dynisher	41
Dyninger	42
Lightweight Dyninger	43
Systems & Solutions	45

General Purpose Tools

Die Grinders

Non-Vacuum Models

Pencil Grinders	47
Quick-Change Pencil Grinder	49
.4 hp Die Grinders	52
.5 hp Die Grinders	59
.55 hp Die Grinder	62
.7 hp Die Grinders	63
1 hp Die Grinders	67

Vacuum Models

Central Vacuum Pencil Grinder	50
.4 hp Vacuum Die Grinders	69
.7 hp Vacuum Die Grinders	70
1 hp Vacuum Die Grinders	70

Disc Sanders

Non-Vacuum Models

2" Dia. Disc Sanders	72
3" Dia. Disc Sanders	74
3" - 4" Dia. Disc Sanders	75
4" - 5" Dia. Disc Sanders	76
4", 4-1/2" Dia. Disc Sanders	78
4-1/2" - 5" Dia. Disc Sanders	79
5", 7" Dia. Disc Sanders	80
7" Dia. Disc Sanders	81
Right Angle Wet Sander	83

General Purpose Tools (Cont'd.)

Disc Sanders (Cont'd.)

Vacuum Models

2" Dia. Vacuum Disc Sanders	85
3" Dia. Vacuum Disc Sanders	87
5" Dia. Vacuum Disc Sanders	89
7" Dia. Vacuum Disc Sander	90
Systems & Solutions	91

Grinders

Non-Vacuum Models

2", 3" Dia. Depressed Center Wheel Grinders	93
3" Dia. Depressed Center Wheel Grinders	94
3", 4" Dia. Depressed Center Wheel Grinders	95
4" Dia. Depressed Center Wheel Grinders	96
4" - 5" Dia. Depressed Center Wheel Grinders	97
4-1/2" Dia. Electric Depressed Center Wheel Grinder	99
5" Dia. Depressed Center Wheel Grinders	100
7" Dia. Depressed Center Wheel Grinders	101
3", 4" Dia. Type 1 Wheel Grinders	103
6" Dia. Type 11 Cup Wheel Grinders	104
Cone or Plug Wheel Grinders	105
3" Dia. Cut-Off Wheel Tools	107
3" - 4" Dia. Cut-Off Wheel Tools	108
4" Dia. Cut-Off Wheel Tools	109

Vacuum Models

3" Dia. Vacuum Cut-Off Wheel Tools	110
4-1/2" - 5" Dia. Vacuum Cut-Off Wheel Tools	112
5" Dia. Vacuum Cut-Off Wheel Tool	113
Systems & Solutions	114

Buffing Tools

“Two-Step” System Tools	116
“Two-Step” System Process	117
3", 5" Dia. Dynabuffer	118
3" Dia. Buffers	119
3" Dia. Sander/Buffer and Buffer	121
Cut & Polish Rotary/Random Orbital Head	121
4" Dia. Straight-Line Buffers	123
5" - 8" Dia. Buffers	124
6" - 8" Dia. Buffers	125
Electric Buffer	126
Electric Random Orbital Buffer	126
Systems & Solutions	127

General Purpose Tools (Cont'd.)

Drills & Specialty Tools

Non-Vacuum Models

.4 hp Drills	129
.4 hp, .5 hp Drills	131
.7 hp Drills	132
Drill Speed Recommendation Chart	134
DynaPen Series	138
Stockade Filer	141
Stockade Sander & Saw	142
Dynadie® III	143
Router	143
Dynascaler	145

Vacuum Models

.4 hp Vacuum Drills	136
.7 hp Vacuum Drills	137
Vacuum Router	144

Random Orbital & Finishing Sanders

Random Orbital Sanders

Non-Vacuum & Vacuum Models

Dynorbital® Supreme	148
Wet Dynorbital® Supreme	150
Dynorbital® Silver Supreme	152
Dynorbital-Spirit®	154
HiVac Dynorbital-Spirit®	156
“Swirl-Free Checklist”	157
Two-Hand Dynorbital®	157
11" Dia. Two-Hand Dynorbital®	159
11" Dia. Electric Two-Hand Dynorbital®	159
Palm-Style Mini-Dynorbital®	160
7° Offset Mini-Dynorbital®	161
Angle-Head Mini-Dynorbital®	162
Right Angle Mini-Dynorbital®	163
Systems & Solutions	164

Gear-Driven & Finishing Sanders

Non-Vacuum & Vacuum Models

DynaLocke®	166
Gear-Driven Sanders	168
11" Dia. Gear-Driven Sanders	169
Dynafine® Detail Sander	170
Dynafine® “Backsplash” Sander	171
Dynafine® Finger Sander	172
Dynafine® Raised Panel Sander	172
Dynabug® “Model T” Sander	173
Wet Dynabug® “Model T” Sander	174
Dynabug® Sander	175
Dynabug® II Sander	176
Dynaline Sander	178
11" File Board Sander	179
Right Angle Denibber	180
Systems & Solutions	181

Dynabrade Red Tools



DynaZip Air Tool	183
Auto File II	184
Disc Sanders	184
Die Grinders	185
Cut-Off Wheel Tools	186
Impact Wrench	186
Right Angle Buffers	187
Pistol Grip Buffer	188
Dual-Piston Sander	188
RED-TRED® Eraser Disc Tools	189

Abrasive Machinery



Bench & Pedestal Belt Grinders	191
Bench & Pedestal Disc Grinder	193
Versatility Grinder	194
Electric Tool Post Grinder	200
Air Tool Post Grinder	201
SuperFinisher	202
Coolant Filtration System	203

Source Capture Systems



Downdraft Sanding Tables	205
Metal Capture Downdraft Table	207
Metal Capture Downdraft Station	208
Electric Portable Vacuum System	209
Electric Industrial Portable Vacuum	211
Electric Portable Vacuum Accessories	214
Pneumatic Portable Vacuum System	215
Vacuum Hoses & Cuffs	216
Conversion Kits, Swivel Adapters, Accessories	218
Dust Collection Receptacles, Self-Contained Systems	219
Downdraft Table Replacement Filters, Respirator Masks	220
Random Orbital Sander Overskirt Shrouds	220
Disc Sander Vacuum Shrouds, Conversion Kits	221
Pencil Grinder Vacuum Shrouds	221

For more information, visit [Dynabrade.com!](http://Dynabrade.com)

Accessories



Air Line Assemblies - Flexible, Swivel-Style	226
Air Line Assemblies - Lightweight	225
Air Line Fittings	227
Air Motor Tune-Up Kits	267
Arbors, Accessories	248
Bench Mount	255
Buffing Pads, Hook-Face	239
Carbide Burrs	251
Contact Wheels & Assemblies	256
Couplers, Coupler/Plug Assemblies	228
Disc Sanding Pads & Assemblies	242
Drop-In Motors	265
Dynabug®, Dynabug® II, Dynabug® “Model T” Pads	237
Dynacushion® Pneumatic Wheels	244
Dynafine® Sanding Pads	236
DynaFlex Expander Wheels	246
DynaJet In-Line Blow Guns	224
Dynaline Sanding Pads	235
DynaMitt Sanding Glove	253
Dynaswivel® Air Line Connectors	223
DynaWheel Pneumatic Wheels	245
DynaZip Accessories, Overhose Assemblies	247
Dynūba, Lubricants and Grease	254
File Board Sanding Pads	239
Filter-Regulator-Lubricator	224
Finesse Sanding Creme & Glaze	255
Foam-Backed Sanding Pads	240
Gear-Driven Sanding Pads	234
Handles for Various Tools	253
Hanger for Right Angle Denibber	241
Hangers for Various Tools	253
Interface Pads, Pad Conversions	238
Leveling Jacks	252
Mini-Dynorbital® Disc Pads	240
Mini-Dynorbital® Sanding Heads	241
Mini-Dynorbital® Sanding Pads	241
Pneumatic Wheels, Accessories	243
Portable Wet Tank Assembly	255
Random Orbital Sanding Pads, Overview	229
Random Orbital Sanding Pads, Vinyl-Face	230
Random Orbital Sanding Pads, Hook-Face	231
Random Orbital Sanding Pads, Specialty	232
Random Orbital Sanding Pads, Additional	233
Random Orbital / Gear-Driven Sanding Pads	235
RED-TRED® Eraser Disc, Accessories	247
Safety-Lock Throttle Levers	253
Slotted Wheels	246
Threaded Adapters	250
Wet/Dry Sander Disc Pads	240

“AbrasiveEdge” Abrasives



Bands, Abrasive	285
Belts, Abrasive	270
Blades & Files	292
Bonded Products	281
Discs, Abrasive	275
Discs, Center-Hole	280
Discs, Locking-Type	279
Dynafine® Abrasives	278
Dynascalor Flaps & Hub	293
Grit Grading Systems	294
Polishing Products	288
Rolls & Strips, Abrasive	286
Rolls, Microfinishing	287
Scribe Points & Chisels	293
Sheets, DynaCut	277
Stars, Abrasive	284
Wheels, Abrasive	282
Wheels, Convolute	283
Wheels, Cut-Off	293
Wire Products	289

Product & Safety Information



Safety Comes First	296
Safety Guidelines	297
Recommended Air System	300
Selecting a Compressor	301
Maintaining Adequate Air Flow	302
Healthy Work Environment	303
Performance Assurance	304

Numerical Tool Index

313



General Product Information

Discover The Dynabrade Difference!

DYNABRADE MISSION STATEMENT

To exceed the expectations of our customers through the innovative design of the highest quality abrasive power tools and related accessories.

Product Line

Founded in 1969, Dynabrade has earned a reputation and position of continued leadership in the innovative design and manufacturing of unique portable abrasive power tools. Dynabrade tools grind, deburr, file, sand and polish to meet the needs of many industries, for work with metals, wood, plastics, glass, rubber, stone, fiberglass, composites and more.

Continuous Quality Control

Every Dynabrade product undergoes rigorous performance tests at precise stages, from design conception through product assembly and packaging, to ensure they meet our own high standards and the demands of our customers. Our goal is to maintain or improve Dynabrade quality with product and service performance levels that equal or exceed that of any competitor, and to exceed customers' expectations worldwide.

Dynabrade Trademarks

Trademarks and service marks used in this catalog are the property of Dynabrade, Inc. Dynabrade, "D" logo are registered trademarks of Dynabrade, Inc. Other registered marks include: Dynafile®, Dynabelter®, Dynadie®, Dynastraight®, Dynapad®, Dynaswivel®, Dynorbital®, Dynorbital-Spirit®, Dynacushion®, Dynabug®, Dynafine®, DynaLocke®. Use of these marks is strictly prohibited without prior written consent of Dynabrade, Inc.

Product Maintenance

To maximize the long-term value of your Dynabrade products, have them repaired by our factory experts. We have a fully trained staff to meet all your service needs. By relying on Dynabrade for service, you can be confident that your tool will continue to operate at peak levels of performance. For those who have their own in-house repair facilities, ask your local Dynabrade distributor about our Tune-Up Kits available for selected models, or place your order for specific parts directly with your Dynabrade distributor.

Flat Rate Repair

Flat rate repair offers a reliable way to keep your tools at peak performance at a known cost. It includes labor and all necessary parts needed to restore the tool to approved factory performance levels. Dynabrade will only repair standard items that were returned with the tool. (If accessories such as Contact Arms, Pads, etc. are missing from the tool or damaged, they will not be replaced.) We may determine, based on our examination, that a product is beyond economical repair.

Motor Tune-Up Kits – See Page 267

The regular maintenance of any air tool will contribute to greater efficiency of the tool and will prolong tool life. Motor Tune-Up Kits contain replacement parts which are most susceptible to wear. Each Dynabrade tool has an associated Motor Tune-Up Kit, which you will find referenced throughout the catalog.

Drop-In Motors – See Page 265

Drop-in Motors provide a convenient, dependable way to repair your tools in-house.

Industrial Air Tool Maintenance

Dynabrade has designed a booklet to promote and assist with proper air tool maintenance. Please order our "Industrial Air Tool Maintenance Guide," no. D07.18.



*Dynabrade, Inc.
World Headquarters
in Clarence, New York*

Dynabrade Distribution

Service and Support for Customers Worldwide

Global Network of Authorized Dynabrade Distributors

Dynabrade supplies high-quality portable abrasive power tools to customers through a worldwide network of professional distributors, who are capable of meeting the specific needs of the industrial marketplace. Our distributors have extensive knowledge of Dynabrade's complete line of power tools and related accessories. Their goal is to improve the customer's competitiveness by minimizing costs through a continuous improvement process.

FREE Demonstration Policy

We can perform a no-obligation demonstration of Dynabrade products in your facility. It is a sure way to see which product is best suited to your application, and to experience the time, labor and cost-saving advantages of Dynabrade products. Contact your local Dynabrade distributor to arrange an on-site demonstration. To locate your nearest Dynabrade distributor, call our Customer Service Department, or visit our distributor locator at: Dynabrade.com.

Customer Service

Dynabrade's Customer Service staff has just one important job – to make sure that you are completely satisfied with your order and service. Our Customer Service Department is staffed with highly trained people, ready to serve you in any way they can, from order-taking to technical service to rush shipments! To more efficiently serve the international marketplace, our Luxembourg office can communicate in 14 languages. In short, our commitment to customer service is to satisfy our customers by serving them well. If we can help or improve in any way, we'd like to hear from you.

For More Information, Prices or an On-Site Demonstration, Contact Your Local Dynabrade Distributor or Call/Fax our Consumer Information Numbers:

DYNABRADE, INC.

8989 Sheridan Drive • Clarence, New York 14031-1419
Phone: (716) 631-0100 • Fax: 716-631-2073

US Consumers Call Toll-Free: 1-800-828-7333

DYNABRADE INTERNATIONAL

8989 Sheridan Drive • Clarence, New York 14031-1419
Phone: (716) 631-0100 • Fax: 716-631-2524

Canadian Consumers Call Toll-Free: 1-800-344-1488

DYNABRADE EUROPE S.à r.l.

Zone Artisanale Op Tomm 6 • L-5485 Wormeldange-Haut,
Luxembourg • Telephone: +352 768 494 1 • Fax: +352 768 495

DYNABRADE INDIA ABRASIVE POWER TOOLS Pvt Ltd.

EL-54, TTC Industrial Area, M.I.D.C. Mahape, Electronic Zone,
Navi Mumbai - 400705 • Maharashtra, India
Telephone: +91 22 2763 2226 • Fax: +91 22 2763 2228

Visit Dynabrade's Website at: Dynabrade.com



Safety Comes First

See Additional Safety Information on Page 295

Safe Operation

Understanding the proper and safe procedures involved with operating power tools is our primary concern. Accidental injury or death can be prevented and/or reduced by reading and understanding the following:

- Safety Code for Portable Air Power Tools (B186.1), Compressed Air & Gas Institute Standard (CAGI).
- Safety Requirements for Use, Care and Protection of Abrasive Wheels (B7.1), American National Standards Institute (ANSI).
- Hand-Held Non-Electric Power Tools – Safety Requirements (ISO 11148), International Organization for Standards (ISO).
- General Industry Safety & Health Regulations (CFR 29 Part 1910), Occupational Safety and Health Administration (OSHA).
- Applicable State and Local Regulations (regulations may vary).

Users are responsible for following all established safety codes and regulations.

Safety Legend

Carefully Read All Instructions Before Operating or Servicing Any Dynabrade Abrasive Power Tools

Always operate, inspect and maintain tools in accordance with all safety codes and regulations for the protection of operating personnel as well as adjacent areas. All products offered by Dynabrade are not to be modified, converted or otherwise altered from the original design without the expressed written consent from Dynabrade, Inc. Use only genuine Dynabrade® replacement parts and accessories made especially for the tool in use. The use of any other manufacturers' replacement parts and accessories could create a hazard.

WARNING



Read and understand tool manual before use to reduce risk of injury to operator, visitors, and tool.



Eye protection must be worn at all times, eye protection to conform to ANSI Z87.1.



Respiratory protection to be used when exposed to contaminants that exceed the applicable threshold limit values required by law.



General warning. Caution, risk of danger. Practice safety requirements. Work alert, have proper attire, and do not operate tools under the influence of alcohol or drugs.



Ear protection to be worn when exposure to sound, exceeds the limits of applicable Federal, State or local statutes, ordinances and/or regulations.



Air line hazard, pressurized supply lines and flexible hoses can cause serious injury. Do not use damaged, frayed or deteriorated air hoses and fittings.

Dynabrade Warranty Information

Dynabrade Pneumatic Tools Lifetime Warranty

All tools must be registered at www.Dynabrade.com to qualify for Lifetime Warranty. Tools purchased beginning August 18, 2008 may be registered for Lifetime Warranty. Lifetime Warranty applies only to portable pneumatic tools manufactured by Dynabrade, Inc. in the USA. Warranty applies only to the original tool owner; warranty is non-transferable.

All Dynabrade portable pneumatic power tools are rigorously inspected and performance tested in our factory before shipping to our customers.

Dynabrade warrants all Dynabrade portable pneumatic power tools against defects of workmanship and materials under normal use and service for the lifetime of the tool as set forth herein.

Upon examination and review at Dynabrade's factory, Dynabrade shall confirm whether the tool qualifies for warranty status, in which case Dynabrade will repair or replace the tool at no charge to the customer.

This warranty is contingent upon proper use of the tool in accordance with factory recommendations, instructions and safety practices. It shall not apply to equipment that has been subjected to misuse, negligence, accident or tampering in any way so as to affect its normal performance.

This warranty does NOT cover normally wearable parts and accessories, including, but not limited to, bearings, contact wheels, rotor blades, regulators, valve stems, levers, shrouds, guards, O-rings, seals, gaskets and other wearable parts. Dynabrade only warrants such normally wearable parts and accessories against manufacturing defects at the time of receipt. If, upon receipt and prior to use, a normally wearable part or accessory is found to be defective, Dynabrade will repair or replace such part or accessory at no charge to the customer.

To activate Lifetime Warranty, customer must register each portable pneumatic power tool at www.dynabrade.com. Dynabrade will not honor Lifetime Warranty on unregistered tools. A one-year warranty will be honored on all unregistered portable pneumatic power tools. (In European countries, warranty on unregistered tools will be two years.) Customer must return the defective unregistered tool to Dynabrade within one year (or two years in European countries) from the date of purchase.

To be considered for warranty, tools must be sent back to our factory, transportation prepaid by user. Please send tool back to attention "Repair Department" with note fully explaining the nature of the problem along with a copy of original invoice indicating model and serial number.

THIS WARRANTY IS MADE IN LIEU OF ALL OTHER WARRANTIES, EXPRESS OR IMPLIED, INCLUDING, BUT NOT LIMITED TO, WARRANTIES OF MERCHANTABILITY OR FITNESS FOR A PARTICULAR PURPOSE, AND THERE ARE NO OTHER WARRANTIES THAT EXTEND BEYOND THIS EXPRESS WARRANTY.

Dynabrade will not be liable for damages to products, other property or persons due to improper use or through attempts to use products for other than their intended use. DYNABRADE WILL NOT BE LIABLE TO CUSTOMER OR ANY THIRD PARTY FOR ANY SPECIAL, CONTINGENT, INCIDENTAL, INDIRECT OR CONSEQUENTIAL DAMAGES. Dynabrade's liability with respect to a claim for any other damages arising out of or connected with the manufacture, sale, purchase, non-delivery, use or performance of any product sold by Dynabrade will in no event exceed to the price paid for the product.

"Dynabrade Red" Tools 6-Month Warranty

Dynabrade warrants all "Dynabrade Red" tools against defects in workmanship and materials under normal use and service for a period of 6 months from the date of purchase as set forth herein.

Customer must return the defective tool to Dynabrade within 6 months from the date of purchase. Upon examination and review at Dynabrade's factory, Dynabrade shall confirm whether the tool qualifies for warranty status, in which case Dynabrade shall repair or replace the tool at no charge to the customer.

This warranty is contingent upon proper use of the "Dynabrade Red" tool in accordance with factory recommendations, instructions and safety practices. It shall not apply to equipment that has been subjected to misuse, negligence, accident or tampering in any way so as to affect its normal performance. This warranty does NOT apply in the following cases: (i) consumables such as sanding pads, etc.; (ii) lack of lubrication or evidence of rust, dirt or corrosion; (iii) tools requiring normal tune-up or cleaning; (iv) tools being used after they are badly worn such as using ratchet with worn yoke; (v) ratchet anvils damaged by excessive hand torquing; (vi) use in production-type applications.

This warranty does NOT cover normally wearable parts and accessories, including, but not limited to, bearings, contact wheels, rotor blades, regulators, valve stems, levers, shrouds, guards, O-rings, seals, gaskets and other wearable parts. Dynabrade only warrants such normally wearable parts and accessories against manufacturing defects at the time of receipt. If, upon receipt and prior to use, a normally wearable part or accessory is found to be defective, Dynabrade will repair or replace such part or accessory at no charge to the customer.

To be considered for warranty, tools must be sent back to our factory, transportation prepaid by user. Please send tool back to attention "Repair Department" with note fully explaining the nature of the problem along with a copy of original invoice indicating model and serial number.

THIS WARRANTY IS MADE IN LIEU OF ALL OTHER WARRANTIES, EXPRESS OR IMPLIED, INCLUDING, BUT NOT LIMITED TO, WARRANTIES OF MERCHANTABILITY OR FITNESS FOR A PARTICULAR PURPOSE, AND THERE ARE NO OTHER WARRANTIES THAT EXTEND BEYOND THIS EXPRESS WARRANTY.

Dynabrade will not be liable for damages to products, other property or persons due to improper use or through attempts to use products for other than their intended use. DYNABRADE WILL NOT BE LIABLE TO CUSTOMER OR ANY THIRD PARTY FOR ANY SPECIAL, CONTINGENT, INCIDENTAL, INDIRECT OR CONSEQUENTIAL DAMAGES. Dynabrade's liability with respect to a claim for any other damages arising out of or connected with the manufacture, sale, purchase, non-delivery, use or performance of any product sold by Dynabrade will in no event exceed to the price paid for the product.

Dynabrade Electric Tools 6-Month Warranty

Dynabrade warrants all electric tools against defects in workmanship and materials under normal use and service for a period of 6 months from the date of purchase. All conditions of "Dynabrade Red" tool 6-month warranty also apply to Dynabrade electric tools.

Dynabrade 90-Day Warranty on Reconditioned and Repaired Tools

All reconditioned and repaired tools manufactured by Dynabrade have been refurbished by Dynabrade's factory experts, and have undergone rigorous testing to ensure that they meet our high standards of quality.

Dynabrade warrants all reconditioned and repaired tools manufactured by Dynabrade against defects in workmanship and materials under normal use and service for a period of 90 days from the date of purchase as set forth herein.

Customer must return the defective tool to Dynabrade within 90 days from the date of purchase. Upon examination and review at Dynabrade's factory, Dynabrade shall confirm whether the tool qualifies for warranty status, in which case Dynabrade shall repair or replace the tool at no charge to the customer.

This warranty is contingent upon proper use of the reconditioned and repaired tool in accordance with factory recommendations, instructions and safety practices. It shall not apply to equipment that has been subjected to misuse, negligence, accident or tampering in any way so as to affect its normal performance.

This warranty does NOT cover normally wearable parts and products, including, but not limited to, bearings, contact wheels, rotor blades, regulators, valve stems, levers, shrouds, guards, O-rings, seals, gaskets and other wearable parts. Dynabrade only warrants such normally wearable parts and accessories against manufacturing defects at the time of receipt. If, upon receipt and prior to use, a normally wearable part or accessory is found to be defective, Dynabrade will repair or replace such part or accessory at no charge to the customer.

To be considered for warranty, tools must be sent back to our factory, transportation prepaid by user. Please send tool back to attention "Repair Department" with note fully explaining the nature of the problem along with a copy of original invoice indicating model and serial number.

THIS WARRANTY IS MADE IN LIEU OF ALL OTHER WARRANTIES, EXPRESS OR IMPLIED, INCLUDING, BUT NOT LIMITED TO, WARRANTIES OF MERCHANTABILITY OR FITNESS FOR A PARTICULAR PURPOSE, AND THERE ARE NO OTHER WARRANTIES THAT EXTEND BEYOND THIS EXPRESS WARRANTY.

Dynabrade will not be liable for damages to products, other property or persons due to improper use or through attempts to use products for other than their intended use. DYNABRADE WILL NOT BE LIABLE TO CUSTOMER OR ANY THIRD PARTY FOR ANY SPECIAL, CONTINGENT, INCIDENTAL, INDIRECT OR CONSEQUENTIAL DAMAGES. Dynabrade's liability with respect to a claim for any other damages arising out of or connected with the manufacture, sale, purchase, non-delivery, use or performance of any product sold by Dynabrade will in no event exceed to the price paid for the product.

Dynabrade Portable Vacuums Two-Year Warranty

Dynabrade warrants all Portable Vacuums manufactured by Dynabrade against defects in workmanship and materials under normal use and service for a period of 2 years from the date of purchase as set forth herein. (61500 Portable Vacuum has one-year warranty.)

Customer must return the defective vacuum to Dynabrade within 2 years from the date of purchase. Upon examination and review at Dynabrade's factory, Dynabrade shall confirm whether the vacuum qualifies for warranty status, in which case Dynabrade shall repair or replace the vacuum at no charge to the customer.

This warranty is contingent upon proper use of the Portable Vacuum in accordance with factory recommendations, instructions and safety practices. It shall not apply to equipment that has been subjected to misuse, negligence, or accident, such as using incorrect filters. It shall also not apply to equipment that has been tampered with in any way so as to affect its normal performance.

This warranty does NOT cover normally wearable parts and products, including, but not limited to, electrical motor brushes, hoses, couplers, filters, dust bags and other wearable parts. Dynabrade only warrants such normally wearable parts and accessories against manufacturing defects at the time of receipt. If, upon receipt and prior to use, a normally wearable part or accessory is found to be defective, Dynabrade will repair or replace such part or accessory at no charge to the customer.

To be considered for warranty, vacuums must be sent back to our factory, transportation prepaid by user. Please send vacuum back to attention "Repair Department" with note fully explaining the nature of the problem along with a copy of original invoice indicating model and serial number.

THIS WARRANTY IS MADE IN LIEU OF ALL OTHER WARRANTIES, EXPRESS OR IMPLIED, INCLUDING, BUT NOT LIMITED TO, WARRANTIES OF MERCHANTABILITY OR FITNESS FOR A PARTICULAR PURPOSE, AND THERE ARE NO OTHER WARRANTIES THAT EXTEND BEYOND THIS EXPRESS WARRANTY.

Dynabrade will not be liable for damages to products, other property or persons due to improper use or through attempts to use products for other than their intended use. DYNABRADE WILL NOT BE LIABLE TO CUSTOMER OR ANY THIRD PARTY FOR ANY SPECIAL, CONTINGENT, INCIDENTAL, INDIRECT OR CONSEQUENTIAL DAMAGES. Dynabrade's liability with respect to a claim for any other damages arising out of or connected with the manufacture, sale, purchase, non-delivery, use or performance of any product sold by Dynabrade will in no event exceed to the price paid for the product.

Measurement Conversions

USA Conversions to International Measurements

Conversion Factors

Length	Meters	Centimeters	Millimeters
1 Inch (in.)	0.0254 m	2.54 cm	25.4 mm
1 Foot (ft.)	0.3048 m	30.48 cm	304.8 mm

Weight	Kilograms	Grams
1 Ounce (oz.)	0.02835 kg	28.35 g
1 Pound (lb.)	0.454 kg	454 g

Volume	Liters	Power	Kilowatts	Watts
1 US Gallon	3.785 l	1 hp	0.746 kW	746 W

Torque	Newton Meters	Air Pressure	Bar
1 Ounceinch	0.00706 Nm	90 Pounds per Square Inch (PSI)	6.2 Bar
1 Poundinch	0.11298 Nm		

Abrasive Speed	SMPM	Sound Level
1 Surface Foot per Minute (SFPM)	.3048 Surface Meters per Minute (SM/Min)	Expressed in dB(A). This is the pressure measurement according to method outlined in ISO regulation ISO-15744.

Air Flow Rate	L/MIN	NOTE: Dynabrade expresses air flow rate in SCFM (L/Min) only. To determine how many tools a compressor will run, compare the SCFM of tool with capacity of compressor's inlet (free air) CFM rating.
1 Standard Cubic Foot per Minute (SCFM)	28.32 Liters per Minute (L/Min)	

Common Dimensions (Approximate)

Inches	Millimeters	Inches	Millimeters
3/32"	2.5 mm	4-1/2"	114 mm
1/8"	3 mm	5"	127 mm
3/16"	5 mm	6"	152 mm
1/4"	6 mm	7"	178 mm
3/8"	10 mm	8"	203 mm
1/2"	13 mm	9"	229 mm
3/4"	19 mm	11"	279 mm
1"	25 mm	12"	305 mm
1-1/4"	32 mm	18"	457 mm
2"	51 mm	20-1/2"	521 mm
2-3/4"	70 mm	24"	610 mm
3"	76 mm	30"	762 mm
3-1/2"	89 mm	34"	864 mm
4"	102 mm	44"	1,118 mm

Common Rectangular Pad Sizes - Width x Length

Inches	Millimeters
4" x 4-5/16"	102 mm x 110 mm
4-1/4" x 4-1/2"	108 mm x 114 mm
2-3/4" x 8"	70 mm x 203 mm
2-3/4" x 11"	70 mm x 278 mm
3-2/3" x 7"	93 mm x 178 mm
2-7/8" x 3-1/8"	73 mm x 79 mm
2-3/8" x 3-3/4"	60 mm x 95 mm

Discover The Dynabrade Difference!

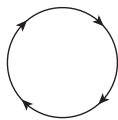
Established in 1969, **Dynabrade, Inc.** is recognized as the **global leader** in the design and manufacturing of high-quality **Portable Abrasive Power Tools**. Utilized in every corner of the world, **Dynabrade** tools continually meet and exceed the needs of countless industries, by offering **The Dynabrade Difference**:

- **“MADE IN USA” proudly displayed on every Industrial Air Tool!**
- **LIFETIME WARRANTY on Industrial Air Tools made in USA!**
- **SAME-DAY or NEXT-DAY Shipping on most USA Orders!**
- **FREE ON-SITE Demonstrations by Application EXPERTS!**
- **SYSTEMS Approach for Complete Solutions!**
- **All of the above, PLUS:**
 - **Unmatched Marketing Materials**
 - **Personal, Professional Customer Service**
 - **Complete Service & Repair Program**



Dynabrade Catalog Guide

Explanation of Helpful Symbols and Information on Each Page



Tool Motion

Dynabrade abrasive power tools move in a variety of patterns to suit virtually every type of application. Motion symbols are shown to illustrate the action produced by a specific tool.



"Add-On Cart"

At the upper right of every tool section, this is a handy guide to all related accessories. Here is your quickest route to the proper Contact Arms, Sanding Pads and more!



Gearless

Gearless Tool

This symbol identifies a Dynabrade tool that operates with no gears. Gearless tools have fewer wearable parts, for reduced maintenance and less downtime. For more information, see page 51.

Accessory Cross-Reference

Along with the "Add-On Cart," vital accessories are also identified on the tool, with corresponding page number for more information.

Tab-Style Organization

Easily find any product category at the outside edge of each page.

DynaLocke®

Air-Powered Dual-Action Sander

Combination Rotary and Random Orbital Sander

- 2,000 RPM DynaLocke® is truly "two tools in one," easily changing from a rotary Disc Sander to Random Orbital Sander with the flip of a switch.
- Ideal for metal applications; great on composite materials. Excellent for automotive work, such as paint stripping and blending. Also utilized for leveling glue seams on Corian® and other solid surfaces.
- Switch is recessed within tool grip to prevent accidental engaging.



Non-Vacuum

Model 58460 3" Diameter

- Includes 56087 Hook-Face Pad.

Model 58465 3-1/2" Diameter

- Includes 54313 Hook-Face Pad.

Model 58430 5" Diameter

- Includes 54325 Hook-Face Pad.

Model 58435 6" Diameter

- Includes 54327 Hook-Face Pad.



FOR ABRASIVE DISCS
3" (76 mm), 3-1/2" (89 mm),
5" (127 mm) and 6" (152 mm) dia.
SEE PAGE 270

Self-Generated Vacuum

- Self-Generated Vacuum models are ready for connection to optional portable dust collection system.
- Tool has 1-1/4" outside diameter vacuum port, allowing increased air flow.
- Designed to vacuum in random orbital mode only.

Model 58461 3" Diameter

- Includes 56087 Hook-Face Pad.

Model 58466 3-1/2" Diameter

- Includes 54313 Hook-Face Pad.

Model 58431 5" Diameter

- Includes 54326 Hook-Face Pad.

Model 58436 6" Diameter

- Includes 54328 Hook-Face Pad.

See page 231
for Dynabrade
High-Quality
Sanding Pads!



Portable Dust Collection System (Optional - See Page 219)

GEAR-DRIVEN & FINISHING SANDERS


Model Number	Motor hp (W)	Motor RPM	Pad Dia. Inch (mm)	Sound Level	Maximum Air Flow SCFM (L/Min)	Hose I.D. Size Inch (mm)	Air Inlet Thread	Tool Thread	Weight Pound (kg)	Length Inch (mm)	Height Inch (mm)
58460	45 (336)	12,000	3 (76)	81 dB(A)	23 (651)	1/4 (6)	1/4" NPT	5/16"-24 Female	2.35 (1.0)	10-5/16 (263)	5-3/8 (137)
58461	45 (336)	12,000	3 (76)	86 dB(A)	23 (651)	1/4 (6)	1/4" NPT	5/16"-24 Female	2.35 (1.0)	10-5/16 (263)	5-3/8 (137)
58465	45 (336)	12,000	3-1/2 (89)	80 dB(A)	23 (651)	1/4 (6)	1/4" NPT	5/16"-24 Female	2.35 (1.0)	10-5/16 (263)	5-3/8 (137)
58466	45 (336)	12,000	3-1/2 (89)	85 dB(A)	23 (651)	1/4 (6)	1/4" NPT	5/16"-24 Female	2.35 (1.0)	10-5/16 (263)	5-3/8 (137)
58430	45 (336)	12,000	5 (127)	82 dB(A)	23 (651)	1/4 (6)	1/4" NPT	5/16"-24 Female	2.7 (1.2)	11-1/16 (280)	5-1/8 (131)
58431	45 (336)	12,000	5 (127)	82 dB(A)	23 (651)	1/4 (6)	1/4" NPT	5/16"-24 Female	2.6 (1.2)	11-1/16 (280)	5-1/8 (131)
58435	45 (336)	12,000	6 (152)	82 dB(A)	23 (651)	1/4 (6)	1/4" NPT	5/16"-24 Female	2.8 (1.2)	11-1/2 (293)	5-1/8 (131)
58436	45 (336)	12,000	6 (152)	85 dB(A)	23 (651)	1/4 (6)	1/4" NPT	5/16"-24 Female	2.7 (1.2)	11-1/2 (293)	5-1/8 (131)

Tune-Up Kit: No. 98220 (page 267) • Additional Specifications: Air Pressure 90 PSIG (6.2 Bar)

166

Abrasive Capacity

Located directly below the "Add-On Cart," this distinctive shape identifies all abrasives compatible with the designated tools. Abrasive dimensions are expressed in inches and millimeters.



Tech Tip

Each Tech Tip offers a proven suggestion for operating your tool at peak efficiency. Tech Tips have been compiled through actual workplace experiences.



QR-Code

Scan this code on your mobile device for instant viewing of Dynabrade tool videos and other mobile-formatted content! To download free QR-Code reader, visit: www.mobile-barcodes.com/qr-code-software



Portable Dust Collection System

Dynabrade Self-Generated Vacuum Tools collect dust and debris through the tool's exhaust, eliminating the need for an external vacuum source. These tools require the use of a portable dust collection system (sold separately), as indicated by this photo. For all optional dust collection systems, see page 219.



ABRASIVE BELT TOOLS

Dynafile®	10	Dynafile® III	20
Dynafile® II.....	13	Dynabelter®	24
.4 hp Dynafile® II.....	14	Dynangle	27
Vacuum Dynafile® II.....	15	Dynangle II.....	28
Electric Dynafile® II	15	“Take-About” Sander	29
Mini-Dynafile® II	18	<i>Systems & Solutions</i>	30

DYNABRADE.COM



"The Original" Dynafile®

Air-Powered Abrasive Belt Tool



CONTACT ARMS
PAGE 11

ACCESSORIES
PAGE 222

COUPLER/PLUG
PAGE 228

BENCH MOUNT
PAGE 255

The Best Tracking Abrasive Belt Tool in the World!

FOR ABRASIVE BELTS
1/8", 1/4", 1/2" wide x 24" long
(3 mm, 6 mm, 13 mm x 610 mm)
SEE PAGE 270

Model 14000 For 24" Long Belts

- World-famous Dynafile® replaces tedious hand filing and sanding. Grind, deburr, blend, polish and more!
- Grind from contact wheel or platen pad. Finish and polish using slack of belt.
- For use on metal, plastic, fiberglass, composites, rubber, glass and stone.
- Tool includes 11218 Contact Arm for standard use. Also accepts a variety of additional Contact Arms (see pages 11-12).
- Motor easily adjusts to the most comfortable throttle lever position.
- Superior belt tracking permits use of 1/8", 1/4" or 1/2" wide x 24" long abrasive belts.
- Work in areas as small as 3/8" diameter.
- Lightweight composite belt guard allows quick and easy belt change!
- Hard and soft platen pads mount onto Contact Arms for heavy grinding or contour polishing (see page 29).



The most recognized shape in portable abrasive belt tools!



WATCH the Dynafile® at Work!



Reach into areas as small as 3/8".




Clean and finish using non-woven nylon belts.



Efficiently rework turbine blades with specialized contact arm.




Grind welds using belts as narrow as 1/8" wide.



Arrows located on Dynafile® belt cover indicate abrasive belt direction. Grinding from the RETURN SIDE of the belt will greatly enhance tool performance and increase belt life.

14010 Versatility Kit

- Includes 14000 Dynafile® with five popular Contact Arms, plus an assortment of abrasive belts, in durable case.
- Includes Contact Arms 11213, 11216, 11218, 11219 and 11231 (see page 11).
- USA Government National Stock Number 5130011263260.



Dynaswivel® air line connector is ideal for use with most air tools. It improves tool maneuverability, minimizes operator fatigue and extends hose life. (See page 223.)




Model Number	Motor hp (W)	Motor RPM	Sound Level	Abrasive Belt Size Inch (mm)	Max. Air Flow SCFM (L/Min)	Max. SFPM (SM/Min)	Weight Pound (kg)	Length Inch (mm)	Height Inch (mm)
14000	.5 (373)	20,000	77 dB(A)	1/8-1/2 (3-13) W x 24 (610) L	31 (878)	5,800 (1,768)	3.1 (1.4)	14.6 (371)	4.6 (116)

Additional Specifications: Air Inlet Thread 1/4" NPT • Hose I.D. Size 3/8" (10 mm) • Air Pressure 90 PSIG (6.2 Bar)
Tune-Up Kit: No. 95600 (page 267)

Dynaflex® Contact Arms

4" to 14" Workable Reach

• All rubber Contact Wheels are 70 durometer, unless noted.



To maximize the life of 1/4" bearings or smaller, lower the operating air pressure to 45 PSIG (3.1 Bar) and run the motor at a lower RPM.

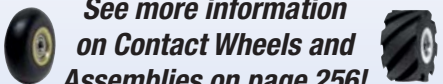
Part Number	Comments	Belt Size (W x L)	Contact Wheel Assembly (includes bearing and shaft)	Platen Pad (see page 29)
<p>11178, 11179</p>  <p>11257: Custom-made. Specify length and contact wheel.</p>	<ul style="list-style-type: none"> • 45 PSIG maximum • Up to 32" reach • Enter slots as narrow as 3/8" • Deburr 1/2" to 1" tubing 	<p>11178: 1/2" x 34" (9" reach)</p> <p>11179: 1/2" x 34" (9" reach)</p>	<p>11178: 11068 Wheel (5/16" dia. steel)</p> <p>11179: 11078 Wheel (5/8" dia. rubber)</p>	None
<p>11212</p> 	<ul style="list-style-type: none"> • 45 PSIG maximum • File round openings as small as 7/16" 	1/4" x 24"	11066 5/16" dia. x 1/8" wide, steel	11034 1/4" wide; Thin
<p>11213</p> 	<ul style="list-style-type: none"> • 45 PSIG maximum • See 11239 for heavy-duty version 	1/2" x 24"	11068 5/16" dia. x 3/8" wide, steel	11027 1/2" wide; Thin
<p>11214</p> 	<ul style="list-style-type: none"> • 45 PSIG maximum • Work on contact wheel or platen pad 	1/2" x 24"	11070 7/16" dia. x 3/8" wide, rubber	11025 1/2" wide; Soft
<p>11215</p> 	<ul style="list-style-type: none"> • Enter 1/2" x 1/2" openings 	1/4" x 24"	11072 7/16" dia. x 1/8" wide, brass	11034 1/4" wide; Thin
<p>11216</p> 	<ul style="list-style-type: none"> • Enter 5/16" x 3/4" openings 	1/4" x 24"	11074 5/8" dia. x 1/8" wide, rubber	11032 1/4" wide; Soft
<p>11217</p> 	<ul style="list-style-type: none"> • Enter channels as narrow as 9/16" 	1/2" x 24"	11076 7/16" dia. x 3/8" wide, steel	11027 1/2" wide; Thin
<p>11218</p> 	<ul style="list-style-type: none"> • Standard on Model 14000 • See 11228 for heavy-duty version 	1/2" x 24"	11078 5/8" dia. x 3/8" wide, rubber	11025 1/2" wide; Soft
<p>11219, 11252</p> 	<ul style="list-style-type: none"> • No platen due to offset design • Ideal for slack polishing; also grinding radiuses 	1/4" or 1/2" x 24"	11219: 11080 Wheel, 1" dia. x 3/8" wide, 90 duro	None
<p>11228</p> 	<ul style="list-style-type: none"> • Heavy-duty steel • Optional 11028 Steel Platen available for grinding 	1/2" x 24"	11078 5/8" dia. x 3/8" wide, rubber	11025 1/2" wide; Soft
<p>11231</p> 	<ul style="list-style-type: none"> • See 11243 for heavy-duty version 	1/2" x 24"	11084 3/4" dia. x 1/2" wide, rubber	11135 1/2" wide; Hard
<p>11232 "V" Shaped Wheel</p> 	<ul style="list-style-type: none"> • For 1/8" wide belts • No platen due to offset design • Grind corners, strap polish 	1/8" or 1/4" x 24"	11086 1" dia. x 3/8" wide, 90 duro, tapered rubber	None
<p>11234</p> 	<ul style="list-style-type: none"> • Deburrs both edges of workpiece simultaneously • Contact wheels adjust for material 1/8" to 5/8" thick 	1/2" x 34"	11080 (two) 1" dia. x 3/8" wide, rubber	None

Dynafile® Contact Arms

4" to 14" Workable Reach

• All rubber Contact Wheels are 70 durometer, unless noted.

**See more information
on Contact Wheels and
Assemblies on page 256!**



Part Number	Comments	Belt Size (W x L)	Contact Wheel Assembly (includes bearing and shaft)	Platen Pad (see page 29)
11237, 11238 Turbine Blade Arm 	<ul style="list-style-type: none"> • 45 PSIG maximum • For use on turbine blades • Reach areas as small as 5/16" wide • 1-1/2" strap polish area 	11237: 1/4" x 24" 11238: 1/2" x 24"	11237: 5/16" dia. x 1/8" wide, steel wheel 11238: 1/4" dia. x 3/8" wide, steel (Consists of three 11051 Bearings)	None
11239 	<ul style="list-style-type: none"> • 45 PSIG maximum • Heavy-duty steel • Grind in narrow areas 	1/2" x 24"	11068 5/16" dia. x 3/8" wide, steel	11027 1/2" wide; Thin
11240 	<ul style="list-style-type: none"> • 9" workable reach • Optional 11024 Steel Platen Pad available 	1/2" x 34"	11078 5/8" dia. x 3/8" wide, rubber	11025 1/2" wide; Soft
11241 	<ul style="list-style-type: none"> • 9" workable reach 	1/4" x 34"	11074 5/8" dia. x 1/8" wide, rubber	11032 1/4" wide; Soft
11243 	<ul style="list-style-type: none"> • Heavy-duty steel • Grind over contact wheel or platen pad 	1/2" x 24"	11084 3/4" dia. x 1/2" wide, rubber	11135 1/2" wide; Hard
11244, 11245 	<ul style="list-style-type: none"> • 14" workable reach • Optional 11024 Steel Platen Pad available 	11244: 1/2" x 44" 11245: 1/4" x 44"	11078 5/8" dia. x 3/8" wide, rubber	11025 1/2" wide; Soft
11253, 11254 Big Wheel Arm 	<ul style="list-style-type: none"> • Grinds and polishes deep slots or narrow grooves 	1/4" to 1/2" x 34"	1/4" to 1/2" wide wheels, 2-1/8" to 4-3/4" diameter (specify size)	
11255 Cross Bow Arm 	<ul style="list-style-type: none"> • I.D. polish, deburr or ream with one 180° wrist turn • Deburr leading radius of 1" to 4" round openings • Great for pipe fitters 	1/2" x 34"	11078 5/8" dia. x 3/8" wide, rubber	None
11258 Stroke Sander Arm 	<ul style="list-style-type: none"> • Blend stainless steel 	1/2" x 24"	11078 5/8" dia. x 3/8" wide, rubber 11076 7/16" dia. x 3/8" wide, steel	11025 1/2" wide; Soft
11261 "The Banana Arm" 	<ul style="list-style-type: none"> • For in-line scratch pattern 	1/2" x 24"	11078 5/8" dia. x 3/8" wide, rubber	11132 1/2" wide
11262 Offset Arm 	<ul style="list-style-type: none"> • For flat grinding using platen at or near corners and edges of large radiuses • Contact wheel is offset to prevent gouging 	1/2" x 24"	11078 5/8" dia. x 3/8" wide, rubber	11026 1/2" wide; Hard
11297 Guide-Cut Arm 	<ul style="list-style-type: none"> • Guide wheels prevent undercutting • Removes raised material within .020" or less • Use 60 to 80 grit belts 	1/2" x 24" 60 to 80 grit	11090 5/8" dia. x 3/8" wide, rubber	None

Dynafile® II

Air-Powered Abrasive Belt Tool



CONTACT ARMS
PAGE 16

ACCESSORIES
PAGE 222

COUPLER/PLUG
PAGE 228

BENCH MOUNT
PAGE 255

Reach Normally Inaccessible Areas

- Grind, deburr, blend and polish, on metal, plastic, fiberglass, composites, rubber, glass and more. Grind from contact wheel or platen pad; finish and polish using slack of belt.
- Lightweight 7° offset design. Grinding head pivots 360° for securing in most efficient position.
- Ergonomic “soft touch” grip.
- Belt guard easily detaches for quick abrasive change; simple belt tracking adjustment knob.

FOR ABRASIVE BELTS
1/8" - 3/4" wide x 18" long
(3 mm - 19 mm x 457 mm)
SEE PAGE 270



Model 40320

Model 40320 For 18" Long Belts

- Includes 11206 Contact Arm for 3/4" wide x 18" long belts (see page 16).
- USA Government National Stock Number 3419015023640.

Model 40335 For 18" Long Belts

- Includes 11203 Contact Arm for 1/2" wide x 18" long medium non-woven nylon belt (78020).
- Excellent for setting grain lines, achieving consistent satin finish on metals, removing oxide and weld discoloration.

Model 40381 Slow Speed, For 18" Long Belts

- 1,500 SFPM. Slow speed ensures longer belt life when working on titanium and other exotic materials.
- Includes 11206 Contact Arm for 3/4" wide x 18" long belts (see page 16).

Model 40326 For 20-1/2" Long Belts

- Includes 11287 Contact Arm for 5/8" or 3/4" wide abrasive belts. (11287 is only arm that accepts 20-1/2" long belts.)

40321 Versatility Kit

- Includes 40320 Dynafile® II with 11206 Contact Arm, plus additional 11203 and 11204 Contact Arms. Also includes eight popular abrasive belts, three platen pads, 50010 Collet (1/4") for Die Grinder use, plus 95262 and 95281 Wrenches. All contained in a durable carrying case.
- USA Government National Stock Number 5130012794907.

40324 Versatility Kit Metric


- Includes 40320 Dynafile® II with 11206 Contact Arm, plus additional 11203 and 11320 Contact Arms. Also includes eight popular abrasive belts, three platen pads, 50015 Collet (6 mm) for Die Grinder use, plus 95262 and 95281 Wrenches. All contained in a durable carrying case.



Slack of abrasive belt is used to efficiently polish radiused area.



Optional 11200 Stroke Sander Arm leaves in-line scratch pattern.



Dynafile® II easily converts to a Die Grinder with optional 50010 Collet (1/4") or 50015 Collet (6 mm). To convert to a Drill, order 53032 Chuck (1/4").

Model 40321



Model Number	Motor hp (W)	Motor RPM	Sound Level	Abrasive Belt Size Inch (mm)	Max. Air Flow SCFM (L/Min)	Max. SFPM (SM/Min)	Weight Pound (kg)	Length Inch (mm)	Height Inch (mm)
40320	.5 (373)	20,000	80 dB(A)	1/8-3/4 (3-19) W x 18 (457) L	28 (793)	4,550 (1,382)	2.5 (1.1)	14-1/4 (362)	4-7/8 (124)
40326	.5 (373)	20,000	80 dB(A)	1/8-3/4 (3-19) W x 20-1/2 (521) L	28 (793)	4,550 (1,382)	2.5 (1.1)	14-1/4 (362)	4-7/8 (124)
40335	.5 (373)	20,000	80 dB(A)	1/8-3/4 (3-19) W x 18 (457) L	28 (793)	4,550 (1,382)	2.5 (1.1)	14-1/4 (362)	4-7/8 (124)
40381	.4 (298)	5,000	82 dB(A)	1/8-3/4 (3-19) W x 18 (457) L	24 (680)	1,500 (457)	2.8 (1.2)	15-1/2 (394)	5-3/4 (146)

Additional Specifications: Air Inlet Thread 1/4" NPT • Hose I.D. Size 3/8" (10 mm) • Air Pressure 90 PSIG (6.2 Bar)

Tune-Up Kits: Models 40320, 40326, 40335 – No. 96044; Model 40381 – No. 96174 (page 267)

.4 hp Dynafile® II

Air-Powered Abrasive Belt Tool



CONTACT ARMS
PAGE 16


ACCESSORIES
PAGE 222

COUPLER/PLUG
PAGE 228


BENCH MOUNT
PAGE 255

Lightweight, Low Profile Version of Dynafile® II

- .4 hp Dynafile® II adds a lightweight, compact variation to Dynabrade's famous Abrasive Belt Tool line. The optimal low profile belt tool for working in tight areas!
- Grind, deburr, blend, finish and polish. Grind from contact wheel or platen pad; finish and polish using slack of belt.
- For use on metal, plastic, fiberglass, composites, glass and more.
- Compact, low profile housing allows easy access in tight spots and previously inaccessible areas.
- Grinding head pivots 360° for additional flexibility.
- Ergonomic 7° offset "soft touch" grip.
- Robust .4 hp air motor serves up ample power.
- Lightweight tool design minimizes operator fatigue and increases efficiency.
- Belt guard easily detaches for quick abrasive change; simple belt tracking adjustment knob.



FOR ABRASIVE BELTS
1/8" - 3/4" wide x 18" long
(3 mm - 19 mm x 457 mm)
SEE PAGE 270



Dynafile® II easily converts to a Die Grinder with optional 50010 Collet (1/4") or 50015 Collet (6 mm). To convert to a Drill, order 53032 Chuck (1/4").

Model 40352 For 18" Long Belts

- Includes 11203 Contact Arm, for coated abrasive belts 1/2" wide x 18" long (see page 16).

Model 40353 For 18" Long Belts

- Includes 11203 Contact Arm for 1/2" wide x 18" long medium non-woven nylon belt (78020).
- Excellent for setting grain lines, achieving consistent satin finish on a variety of metals, and removing oxide and weld discoloration.
- 40375 Rubber Drive Wheel minimizes non-woven nylon belt slippage.



.4 hp Dynafile® II is ideal for deburring and finishing in tight areas.




Optional 11204 Contact Arm offers ability to grind into contours.




Optional offset Contact Arm allows belt to conform to a variety of contours.



Clean and finish using non-woven nylon belts.



Arrows located on Dynafile® II belt cover indicate abrasive belt direction. Grinding from the RETURN SIDE of the belt will greatly enhance tool performance and increase belt life.



Dynaswivel® air line connector is ideal for use with most air tools. It improves tool maneuverability, minimizes operator fatigue and extends hose life. (See page 223.)



Model Number	Motor hp (W)	Motor RPM	Sound Level	Abrasive Belt Size Inch (mm)	Max. Air Flow SCFM (L/Min)	Max. SFPM (SM/Min)	Weight Pound (kg)	Length Inch (mm)	Height Inch (mm)
40352	.4 (298)	25,000	79 dB(A)	1/8 - 3/4 (3 - 19) x 18 (457)	22 (626)	5,730 (1,747)	1.9 (.86)	14 (356)	4-1/8 (105)
40353	.4 (298)	25,000	79 dB(A)	1/8 - 3/4 (3 - 19) x 18 (457)	22 (626)	5,730 (1,747)	1.9 (.86)	14 (356)	4-1/8 (105)

Additional Specifications: Air Inlet Thread 1/4" NPT • Hose I.D. Size 3/8" (10 mm) • Air Pressure 90 PSIG (6.2 Bar)

Tune-Up Kit: No. 96074 (page 267)

Vacuum Dynafile® II

Air-Powered Abrasive Belt Tool



CONTACT ARMS
PAGE 16

ACCESSORIES
PAGE 222

COUPLER/PLUG
PAGE 228

BENCH MOUNT
PAGE 255

Vacuum While You Work!

Model 40330

- Includes 11206 Contact Arm for 3/4" wide x 18" long abrasive belts.
- Excellent for grinding, deburring, finishing and polishing.
- Highly portable vacuum system works on tool's exhaust.



FOR ABRASIVE BELTS
1/8" - 3/4" wide x 18" long
(3 mm - 19 mm x 457 mm)
SEE PAGE 270

- Includes self-contained "bag-within-bag" dust collection system. 54288 "bag-within-bag" system also sold separately.
- Air line is joined to exhaust hose for superb maneuverability.

Model Number	Motor hp (W)	Motor RPM	Sound Level	Abrasive Belt Size Inch (mm)	Max. Air Flow SCFM (L/Min)	Max. SFPM (SM/Min)	Weight Pound (kg)	Length Inch (mm)	Height Inch (mm)
40330	.5 (373)	20,000	93 dB(A)	1/4-3/4 (6-19) W x 18-24 (457-610) L	28 (793)	4,550 (1,382)	2.5 (1.1)	14-1/4 (362)	5 (127)

Additional Specifications: Air Inlet Thread 1/4" NPT • Hose I.D. Size 3/8" (10 mm) • Air Pressure 90 PSIG (6.2 Bar)

Tune-Up Kit: No. 96044 (page 267)

Electric Dynafile® II

Electric-Powered Abrasive Belt Tool



CONTACT ARMS
PAGE 16

ADAPTER
PAGE 16

Electric Version of World-Famous Abrasive Belt Tool

- Electric Dynafile® II runs coated abrasive and non-woven nylon belts, and is ideal for countless applications on metal, plastic, etc.
- Grind with contact wheel or platen pad. Finish and polish using slack of belt.
- Accepts over 20 Contact Arms (see page 16), for belts 1/8" to 3/4" wide x 18" long.
- Comfortable switch with "lock on" feature.
- Easily accessible brushes for quick replacement.
- Sanding head pivots 360°, for working in previously inaccessible areas.
- Reversible side handle for operator comfort.
- Tool is double-insulated for safety, and includes electric cord, 8 feet in length.



Model 40610 – 120 V (AC)
Model 40615 – 220 V (AC)

FOR ABRASIVE BELTS
1/8", 1/4", 3/4" wide x 18" long
(3 mm, 6 mm, 19 mm x 457 mm)
SEE PAGE 270

Model 40610 120 V (AC), 11,000 RPM

Model 40615 220 V (AC), 11,000 RPM

- Each tool includes 11203 Contact Arm, for abrasive belts 1/2" wide by 18" long.

40611 Versatility Kit 120 V (AC)

40616 Versatility Kit 220 V (AC)

- Includes Electric Dynafile® II with 11203 Contact Arm, and two additional arms (11202 and 11204). Also includes eight abrasive belts of various grits, and an assortment of platen pads. All items contained in a durable carrying case.



Model Number	Motor RPM	Maximum Watts Out	Abrasive Belt Size Inch (mm)	Voltage	Current Amps	Phase	Frequency	Weight Pound (kg)	Length Inch (mm)	Height Inch (mm)
40610	11,000	680	1/4-3/4 (6-19) W x 18-24 (457-610) L	120 V (AC)	6	1	50/60 Hz	5 (2.3)	19 (483)	5-1/2 (140)
40615	11,000	680	1/4-3/4 (6-19) W x 18-24 (457-610) L	220 V (AC)	3,4	1	50/60 Hz	5 (2.3)	19 (483)	5-1/2 (140)

Plug Type: 40610 – USA, 40615 – European Universal • Additional Specifications: Maximum 2,520 SFPM (768 SM/Min)

Dynafile® II Contact Arms

For Air and Electric Models - 4" to 17" Workable Reach



Optional 40078 Adapter allows use of 24" long belts. Extends reach to 7" when used with standard contact arms

- All rubber Contact Wheels are 70 durometer, unless noted.

Part Number	Comments	Belt Size (W x L)	Contact Wheel Assembly (includes bearing and shaft)	Platen Pad (see page 29)
11200	  <ul style="list-style-type: none"> • Work on broad areas • Leave in-line scratch • Blend spot welds 	1/2" x 18"	11088 5/8" dia. x 3/8" wide, rubber	11025 1/2" wide; Soft
11201	  <ul style="list-style-type: none"> • 45 PSIG maximum • Enter channels as small as 7/16" 	1/2" x 18"	11068 5/16" dia. x 3/8" wide, steel	11027 1/2" wide; Thin
11202	  <ul style="list-style-type: none"> • Enter 5/16" x 3/4" openings 	1/4" x 18"	11074 5/8" dia. x 1/8" wide, rubber	11032 1/4" wide; Soft
11203	<p>Order 11312 for heavy-duty version.</p>   <ul style="list-style-type: none"> • Standard on Models 40335, 40610 and 40615 • Grind over contact wheel or platen 	1/2" x 18"	11078 5/8" dia. x 3/8" wide, rubber	11025 1/2" wide; Soft
11204, 11305	  <ul style="list-style-type: none"> • Unique offset design • Strap polishing is easy with this arm 	1/8", 1/4" or 1/2" x 18"	11204: 11080 Wheel, 1" dia. x 3/8" wide, 90 duro 11305: 11093 Wheel, 1" dia. x 3/8" wide, 40 duro (Both wheels radiused rubber)	None
11206	<p>Order 11326 for heavy-duty version.</p>   <ul style="list-style-type: none"> • Standard on Models 15400, 40320, 40330 and 40381 	5/8" or 3/4" x 18"	11282 3/4" dia. x 5/8" wide, rubber	11109 3/4" wide; Hard
11220, 11300, 11301, 11341	  <ul style="list-style-type: none"> • 45 PSIG maximum • Offset design and miniature contact wheels • 2" strap polish in offset area; polish turbine blades and other contours 	11220: 5/8" or 3/4" x 18" All Others: 1/2" x 18"	11220: 11352 5/16" dia. x 5/8" wide, steel 11300: 11332 1/4" dia. x 3/8" wide, steel 11301: 11068 5/16" dia. x 3/8" wide, steel 11341: 11342 5/16" dia. x 3/8" wide, rubber	None None None None
11280	  <ul style="list-style-type: none"> • Grind corners, enter grooves, strap polish • "V" shape wheel 	1/8" or 1/4" x 18"	11086 1" dia. x 3/8" wide, tapered rubber, 90 duro	None
11286	  <ul style="list-style-type: none"> • Optional 11024 Steel Platen Pad available • 6-3/4" workable reach 	1/2" x 24"	11078 5/8" dia. x 3/8" wide, rubber	11025 1/2" wide; Soft
11287	  <ul style="list-style-type: none"> • Standard on Model 15401 and 40326 • Grind on wheel or platen • 5-1/4" reach 	5/8" or 3/4" x 20-1/2"	11282 3/4" x 5/8" wide, rubber	11109 3/4" wide; Hard

Dynaflex® II Contact Arms

For Air and Electric Models - 4" to 17" Workable Reach



Optional 40078 Adapter allows use of 24" long belts. Extends reach to 7" when used with standard contact arms

- All rubber Contact Wheels are 70 durometer, unless noted.

Part Number	Comments	Belt Size (W x L)	Contact Wheel Assembly (includes bearing and shaft)	Platen Pad (see page 29)
11304 "The Banana Arm"  USA Government National Stock No. 5130012769560	<ul style="list-style-type: none"> • Work on broad areas; levels in-line scratch; blend stainless 	1/2" x 18"	11078 5/8" dia. x 3/8" wide, rubber	11132 1/2" wide; Hard
11312  	<ul style="list-style-type: none"> • Heavy-duty steel • Grind over contact wheel or platen 	1/2" x 18"	11078 5/8" dia. x 3/8" wide, rubber	11025 1/2" wide; Soft
11314  	<ul style="list-style-type: none"> • 45 PSIG maximum • File round openings as small as 7/16" 	1/4" x 18"	11066 5/16" dia. x 1/8" wide, steel	11034 1/4" wide; Soft
11320 Offset Arm  	<ul style="list-style-type: none"> • For flat grinding using platen at or near corners and edges of large radius round • Contact wheel is offset to prevent gouging 	1/2" x 18"	5/8" dia. x 3/8" wide, rubber	11026 1/2" wide; Hard
11321  	<ul style="list-style-type: none"> • 45 PSIG maximum • Work on contact wheel or platen pad 	1/2" x 18"	11070 7/16" dia. x 3/8" wide, rubber	11025 1/2" wide; Soft
11322 	<ul style="list-style-type: none"> • Guide-cut • Removes raised material within .020" or less without undercutting 	1/2" x 18" 60 to 80 grit	11090 5/8" dia. x 3/8" wide, rubber	None
11325 	<ul style="list-style-type: none"> • For flat grinding and heavy stock removal 	1/2" x 18"	11078 5/8" dia. x 3/8" wide, rubber	11024 Steel Platen
11329 	<ul style="list-style-type: none"> • Extra length arm • 17" workable reach 	1/2" x 44"	11078 5/8" dia. x 3/8" wide, rubber	11025 1/2" wide; Soft
11330  	<ul style="list-style-type: none"> • Enter 1/2" x 1/2" openings 	1/4" x 18"	11072 7/16" dia. x 1/8" wide, brass	11034 1/4" wide; Thin
11337  	<ul style="list-style-type: none"> • Enter channels as narrow as 9/16" 	1/2" x 18"	11076 7/16" dia. x 3/8" wide, steel	11027 1/2" wide; Thin
11350 	<ul style="list-style-type: none"> • 45 PSIG maximum • Excellent for cleaning oxide off electrical bus bars • Arm has a 12" workable reach 	3/4" x 34"	11352 5/16" dia. x 5/8" wide, steel	Optional 3/4" wide
11360 	<ul style="list-style-type: none"> • Unique offset design • Grind over contact wheels or strap polish 	1/2" x 18"	11078 5/8" dia. x 3/8" wide, rubber	None

Mini-Dynaflex® II

Air-Powered Abrasive Belt Tool



CONTACT ARMS
PAGE 19

ACCESSORIES
PAGE 222

COUPLER/PLUG
PAGE 228

BENCH MOUNT
PAGE 255

Ideal for Strap Polishing and Working in Narrow Openings

FOR ABRASIVE BELTS
1/8", 1/4", 1/2" wide x 12" long
(3 mm, 6 mm, 13 mm x 305 mm)
SEE PAGE 270

- Lightweight ergonomic design features 7° offset "soft touch" grip.
- Multi-position grinding head pivots 360°.
- Rear exhaust tool directs some air to front, to cool abrasive belt while running.
- Belt guard easily swivels for quick abrasive change; simple belt tracking adjustment knob.

Model 15003 For 12" Long Belts

- Includes 15026 Contact Arm for 1/2" wide x 12" long abrasive belts and 15118 Drive Wheel. (See page 19 for additional Contact Arms.)



Model 15003

Model 15013 For 13" Long Belts

- Includes 15035 Contact Arm, for abrasive belts 1/4" to 1/2" wide by 13" long.



01644

- For added versatility, tool can be easily converted to Die Grinder with optional 01644 (1/4") Threaded Collet Insert.
- 40378 Rubber Drive Wheel may be ordered separately, for efficient use with optional non-woven nylon belts.



40378

15006 Versatility Kit

- 15003 Tool (15118 Drive Wheel) with 15026 Contact Arm. Also includes 15028 and 15030 Arms.
- 01644 Threaded Collet Insert to easily convert tool to 1/4" Die Grinder. Plus assorted coated and non-woven nylon belts; durable carrying case.



Ideal for blending stainless steel and grinding right angle welds.




Effective for finishing and deburring within narrow openings.



Clean and finish using non-woven nylon belts.



Finish rough-cut edges quickly and efficiently.



Mini-Dynaflex® II includes **Swiveling Belt Guard**, allowing easy abrasive belt change without removing the guard!



Model 15006

Model Number	Motor hp (W)	Motor RPM	Sound Level	Abrasive Belt Size Inch (mm)	Max. Air Flow SCFM (L/Min)	Max. SFPM (SM/Min)	Weight Pound (kg)	Length Inch (mm)	Height Inch (mm)
15003	.4 (298)	25,000	80 dB(A)	1/8-1/2 (3-13) W x 12 (305) L	20 (566)	4,890 (1,486)	1.8 (.8)	11-3/4 (298)	3-1/2 (89)
15013	.4 (298)	25,000	83 dB(A)	1/4-1/2 (6-13) W x 13 (330) L	21 (595)	4,890 (1,486)	1.6 (.73)	12.1 (307)	3.9 (99)

Additional Specifications: Air Inlet Thread 1/4" NPT • Hose I.D. Size 1/4" (6 mm) • Air Pressure 90 PSIG (6.2 Bar)

Tune-Up Kit: No. 96074 (page 267)

Mini-Dynafile® II Contact Arms

3" Workable Reach; Exclusive to Mini-Dynafile® II

- All rubber Contact Wheels are 70 durometer, unless noted.

Part Number	Comments	Belt Size (W x L)	Contact Wheel Assembly (includes bearing and shaft)	Platen Pad (see page 29)
15025, 15028	 <ul style="list-style-type: none"> • No platen due to offset design • Grind radiuses • Offset for slack polishing 	1/4" or 1/2" x 12"	15025: 11093 Wheel, 1" dia. x 3/8" wide, 40 duro rubber 15028: 11080 Wheel, 1" dia. x 3/8" wide, 90 duro rubber	None
15026	 <ul style="list-style-type: none"> • Standard on Model 15003 • Grind corners, enter grooves 	1/2" x 12"	11078 5/8" dia. x 3/8" wide, rubber	11026 1/2" wide; Hard
15027	 <ul style="list-style-type: none"> • Sand on both sides of arm • Enter confined areas as small as 1/4" 	1/4" x 12"	11074 5/8" dia. x 1/8" wide, rubber	11033 1/4" wide; Hard
15029	 <ul style="list-style-type: none"> • Grind corners, enter grooves and strap polish 	1/8" x 12"	11086 1" dia. x 3/8" wide, tapered rubber, 90 duro	None
15030	 <ul style="list-style-type: none"> • 45 PSIG maximum • Enter channels as narrow as 7/16" 	1/2" x 12"	11068 5/16" dia. x 3/8" wide, steel	11027 1/2" wide; Thin
15031	 <ul style="list-style-type: none"> • 45 PSIG maximum • Work on contact wheel or platen pad 	1/2" x 13"	11070 7/16" dia. x 3/8" wide, rubber	11027 1/2" wide; Thin
15032	 <ul style="list-style-type: none"> • 45 PSIG maximum • Grind, blend and polish turbine blades 	1/2" x 12"	11332 1/4" dia. x 3/8" wide, steel	None
15033	 <ul style="list-style-type: none"> • 45 PSIG maximum • Grind, polish turbine blades and other contours 	1/2" x 12"	11342 5/16" dia. x 3/8" wide, rubber	None
15034	 <ul style="list-style-type: none"> • Unique offset design • Strap polishing is easy with this arm 	1/4" or 1/2" x 13"	11204: 11080 Wheel, 1" dia. x 3/8" wide, 90 duro 11305: 11093 Wheel, 1" dia. x 3/8" wide, 40 duro (Both wheels radiused rubber)	None
15035	 <ul style="list-style-type: none"> • Standard on Model 15013 • Grind over contact wheel or platen 	1/2" x 13"	11078 5/8" dia. x 3/8" wide, rubber	11025 1/2" wide; Soft

Dynafile® III

Air-Powered Abrasive Belt Tool



CONTACT ARMS
PAGE 22

ACCESSORIES
PAGE 222

COUPLER/PLUG
PAGE 228

BENCH MOUNT
PAGE 255

Excellent for Grinding Welds, Blending and Deburring


FOR ABRASIVE BELTS
1/4", 1/2", 3/4", 1" wide x 18" long,
(6 mm, 13 mm, 19 mm, 25 mm x 457 mm)
SEE PAGE 270

Model 15300 For 18" Long Belts

- Dynafile® III Abrasive Belt Tool offers all the versatility of our world-famous Dynafile® II, while serving up more power (.7 hp / 522 W) for faster material removal.
- Tool includes high-efficiency Rubber Drive Wheel, ideal for use with all abrasive belts.
- Includes 15350 Contact Arm for 1" wide x 18" long belts (see page 23).
- Tool grinding head pivots 360°.
- Soft grip handle assembly allows operator to apply additional force to contact wheel. Handle also offers enhanced control and maneuverability.
- Optional safety-lock throttle lever is available.



Below: Strap sanding with optional 15375 Arm



Several Dynafile® III Contact Arms serve a dual purpose. These Arms are REVERSIBLE to allow for platen sanding OR strap polishing. (See page 22.)



Dynafile® II Contact Arms may also be used with Dynafile® III. (See page 16.)




Utilized for blending scratch patterns and grinding right angle welds.



15350 Contact Arm with serrated wheel allows aggressive removal.

15302 Versatility Kit

- Includes 15300 Dynafile® III with 15321, 15350 and 15357 Contact Arms (see page 23), plus assortment of abrasive belts, spare 15336 Drive Wheel, wrenches and hex keys, all in durable carrying case.



Dynaswivel® air line connector is ideal for use with most air tools. It improves tool maneuverability, minimizes operator fatigue and extends hose life. (See page 223.)



Model Number	Motor hp (W)	Motor RPM	Sound Level	Abrasive Belt Size Inch (mm)	Max. Air Flow SCFM (L/Min)	Max. SFPM (SM/Min)	Weight Pound (kg)	Length Inch (mm)	Height Inch (mm)
15300	.7 (522)	20,000	87 dB(A)	1/4-1 (6-25) W x 18 (457) L	32 (906)	4,550 (1,382)	3.5 (1.6)	14-1/4 (362)	4-7/8 (124)

Additional Specifications: Air Inlet Thread 1/4" NPT • Hose I.D. Size 3/8" (10 mm) • Air Pressure 90 PSIG (6.2 Bar)

Tune-Up Kit: No. 96233 (page 267)

Dynafite® III

Air-Powered Abrasive Belt Tool



CONTACT ARMS
PAGE 22

ACCESSORIES
PAGE 222

COUPLER/PLUG
PAGE 228

BENCH MOUNT
PAGE 255

Lightweight Models With Popular Contact Arms

FOR ABRASIVE BELTS
1/4", 1/2", 3/4", 1" wide x 18" long,
(6 mm, 13 mm, 19 mm, 25 mm x 457 mm)
SEE PAGE 270

- Dynafite® III Abrasive Belt Tool offers all the versatility of our world-famous Dynafite® II, while serving up more power (.7 hp / 522 W) for faster material removal.
- Models 15400, 15401 and 15420 do not include side handle, reducing tool weight and allowing greater maneuverability. (53163 side handle is available as an option.)
- All models include high-efficiency Rubber Drive Wheel, ideal for use with all abrasive belts.
- Tool grinding head pivots 180°.

Model 15400 For 18" Long Belts

- Includes 11206 Contact Arm for belts 5/8" or 3/4" wide x 18" long (see page 22).

Model 15401 For 20-1/2" Long Belts

- Includes 11287 Contact Arm for belts 5/8" or 3/4" wide x 20-1/2" long (see page 22).

Model 15360 For 24" Long Belts

- Includes 15368 Contact Arm with extended reach, for belts 1/4" to 1" wide x 24" long (see page 23).
- Extended reach is ideal for use on concave areas of large turbine blades, and many other applications.
- Soft grip handle assembly allows operator to apply additional force to contact wheel. Handle mounts in three positions, providing enhanced control and maneuverability.

Model 15420 For 24" Long Belts



- Includes 11702 Contact Arm with unique 4" diameter wheel (see page 22), for grinding or blending right angle welds and fillet welds. Contact Arm includes hand guide for additional control. Saves time and reduces costs!
- Grinds corner welds with no undercutting.
- Tool accepts belts 24" long, in widths of 1/4" or 1/2".



15400 Dynafite® III allows finishing and deburring in restricted areas.



15420 tool (below) includes unique 11702 Contact Arm with hand guide.



Arrows located on Dynafite® III belt cover indicate abrasive belt direction. Grinding from the RETURN SIDE of the belt will greatly enhance tool performance and increase belt life.

Model Number	Motor hp (W)	Motor RPM	Sound Level	Abrasive Belt Size Inch (mm)	Max. Air Flow SCFM (L/Min)	Max. SFPM (SM/Min)	Weight Pound (kg)	Length Inch (mm)	Height Inch (mm)
15360	.7 (522)	23,000	91 dB(A)	1 (25) W x 24 (610) L	34 (906)	4,550 (1,382)	3.35 (1.52)	12-3/4 (324)	7-1/8 (181)
15400	.7 (522)	20,000	87 dB(A)	5/8 (16) or 3/4 (19) W x 18 (457) L	32 (906)	4,550 (1,382)	2.5 (1.1)	14-1/4 (362)	4-7/8 (124)
15401	.7 (522)	20,000	87 dB(A)	5/8 (16) or 3/4 (19) W x 20.5 (521) L	32 (906)	4,550 (1,382)	2.5 (1.1)	15-1/2 (394)	4-7/8 (124)
15420	.7 (522)	20,000	87 dB(A)	1/4 (6) or 1/2 (13) W x 24 (610) L	32 (906)	4,550 (1,382)	2.5 (1.1)	14 (356)	4-7/8 (124)

Additional Specifications: Air Inlet Thread 1/4" NPT • Hose I.D. Size 3/8" (10 mm) • Air Pressure 90 PSIG (6.2 Bar)

Tune-Up Kits: No. 96233 (page 267)

Dynaflex® III Contact Arms

4" to 6-3/4" Workable Reach

• All rubber Contact Wheels are 70 durometer, unless noted.

Part Number	Comments	Belt Size (W x L)	Contact Wheel Assembly (includes bearing and shaft)	Platen Pad (see page 29)
11200 	<ul style="list-style-type: none"> • Work on broad areas • Leave in-line scratch • Blend stainless 	1/2" x 18"	11088 5/8" dia. x 3/8" wide, rubber	11025 1/2" wide; Soft
11203 	<ul style="list-style-type: none"> • Standard on Models 40335 and 40610 • Grind over contact wheel or platen • Order 11312 for heavy-duty, or 11325 for steel platen version 	1/2" x 18"	11078 5/8" dia. x 3/8" wide, rubber	11025 1/2" wide; Soft
11204, 11305 	<ul style="list-style-type: none"> • Unique offset design • Strap polishing is easy with this arm 	1/8", 1/4" or 1/2" x 18"	11204: 11080 Wheel, 1" dia. x 3/8" wide, 90 duro, radiused rubber 11305: 11093 Wheel, 1" dia. x 3/8" wide, 40 duro, radiused rubber	None
11206 	<ul style="list-style-type: none"> • Standard on Models 15400, 40320 and 40330 • Order 11326 for heavy-duty steel construction version 	5/8" or 3/4" x 18"	11282 3/4" dia. x 5/8" wide, rubber	11109 3/4" wide; Hard
11286 	<ul style="list-style-type: none"> • Optional 11024 Steel Platen Pad available • 6-3/4" workable reach 	1/2" x 24"	11078 5/8" dia. x 3/8" wide, rubber	11025 1/2" wide; Soft
11287 	<ul style="list-style-type: none"> • Standard on Models 15401 and 40326 • Grind on wheel or platen • 5-1/4" reach 	5/8" or 3/4" x 20-1/2"	11282 3/4" dia. x 5/8" wide, rubber	11109 3/4" wide; Hard
11320 Offset Arm 	<ul style="list-style-type: none"> • For flat grinding using platen at or near corners and edges of large radius round • Contact wheel is offset to prevent gouging bus bars 	1/2" x 18"	11078 5/8" dia. x 3/8" wide, rubber	11026 1/2" wide; Hard
11702  <p>For use on 15420 Dynaflex® III only (see page 21)</p>	<ul style="list-style-type: none"> • Perfectly designed to reach up to 2" in a channel • Great for use with scalloped edge abrasives, blending weld seams 	1/4" or 1/2" x 24"	11638 70 durometer 4" dia. x 1/2" wide, radiused rubber	None

Dynaflex® III Contact Arms

4" to 6-3/4" Workable Reach

• All rubber Contact Wheels are 70 durometer, unless noted.

Part Number	Comments	Belt Size (W x L)	Contact Wheel Assembly (includes bearing and shaft)	Platen Pad (see page 29)
15321 	<ul style="list-style-type: none"> For flat grinding using platen pad 	1" x 18"	15320 3/4" dia. x 7/8" wide, rubber	15323 1" wide; Soft
15326 	<ul style="list-style-type: none"> Allows for longer reach Grind using platen pad 	1" x 24"	15320 3/4" dia. x 7/8" wide, rubber	15323 1" wide; Soft
15350 	<ul style="list-style-type: none"> Standard on Model 15300 Reversible arm - arm can be flipped to allow for platen sanding or strap polishing 	1" x 18"	15349 90 durometer 2" dia. x 1" wide, rubber	15323 1" wide; Soft
15351 	<ul style="list-style-type: none"> Reversible arm - arm can be flipped to allow for platen sanding or strap polishing 	1" x 18"	15348 70 durometer 2" dia. x 1" wide, rubber	15323 1" wide; Soft
15356 	<ul style="list-style-type: none"> Reversible arm - arm can be flipped to allow for platen sanding or strap polishing 	1" x 18"	15346 40 durometer 2" dia. x 5/8" wide, rubber	15323 1" wide; Soft
15357 	<ul style="list-style-type: none"> Reversible arm - arm can be flipped to allow for platen sanding or strap polishing "V" shape wheel 	1" x 18"	15347 2" dia. x 1" wide, rubber	15323 1" wide; Soft
15368 	<ul style="list-style-type: none"> Standard on Model 15360 Allows for longer reach Grind using wheel surface 	1" x 24"	15359 70 durometer 1" dia. x 1" wide, serrated rubber	None
15375 	<ul style="list-style-type: none"> Great for strap polishing 	1" x 24"	15348 70 durometer 2" dia. x 1" wide, rubber	None

Dynabelter®

Air-Powered Abrasive Belt Tool



CONTACT ARMS
PAGE 26

ACCESSORIES
PAGE 222

COUPLER/PLUG
PAGE 228

BENCH MOUNT
PAGE 255

For Weld Grinding, Blending and Finishing on Metal and Other Surfaces

FOR ABRASIVE BELTS
1", 2" wide x 30" long
(25 mm, 51 mm x 762 mm)
SEE PAGE 272


- Dynabelter® is ideal for work on ferrous and non-ferrous metals, wood, plastic, stone and composites.
- Uses include grinding cylinders, deburring castings, cleaning welds and fabricating metals.
- Also excellent for polishing tubing, deburring structural steel, finish-dimensioning on lathe work and blending inside corners.
- Safety-lock lever included on all models.



Model 11475 is ideal for grinding



Model 11476 grinds weld seam and leaves in-line scratch pattern.



After attaching new abrasive belt, hold tool by the Contact Wheel and suspend tool vertically, to ensure that the belt is taut. Then tighten knob and flip tension lever.

Model 11475 *Standard Duty, .7 hp*

- Accepts 1" wide x 30" long abrasive belts.
- Adjustable speed; removable side handle.
- Includes 11681 Contact Arm Assembly (see page 26).
- Ideal for use with 1/4" Dynaswivel® and 95676 Coupler/Plug Assembly.



Model 11475

Model 11476 *Heavy-Duty, 1.2 hp*


- Accepts 1" wide x 30" long abrasive belts.
- Includes 11681 Contact Arm Assembly (see page 26), and top control handle.
- Ideal for use with 3/8" Dynaswivel® and 98265 Coupler/Plug Assembly.
- USA Government National Stock Number 3680012784349.




Model 11476

Model 11477 *Extra Heavy-Duty, 2.0 hp*

- Accepts 2" wide x 30" long abrasive belts.
- Includes pressure bar with top control handle.
- Includes 11870 Contact Arm Assembly (see page 26).
- Ideal for use with 1/2" Dynaswivel® and 98273 Coupler/Plug Assembly.
- 11871 Contact Arm with 4" dia. contact wheel is available for 2" wide x 60" long belts, providing a 20" workable reach.



Model 11477



Placing Dynabelter® handle at a 45° angle from the belt housing will increase pressure while grinding. Pull tool towards you, working off the RETURN SIDE of the belt for faster removal.

Model Number	Motor hp (W)	Motor RPM	Sound Level	Abrasive Belt Size Inch (mm)	Air Inlet Thread	Max. Air Flow SCFM (L/Min)	Max. SFPM (SM/Min)	Weight Pound (kg)	Length Inch (mm)	Height Inch (mm)
11475	.7 (522)	18,000	92 dB(A)	1/4-1 (6-25) W x 30 (762) L	1/4" NPT	32 (906)	5,890 (1,789)	7.5 (3.4)	21 (533)	7-1/4 (184)
11476	1.2 (895)	13,000	89 dB(A)	1/4-1 (6-25) W x 30 (762) L	3/8" NPT	58 (1,643)	4,250 (1,295)	10 (4.5)	21 (533)	7-1/4 (184)
11477	2 (1,492)	7,200	82 dB(A)	1-2 (25-51) W x 30 (762) L	1/2" NPT	70 (1,982)	4,700 (1,432)	14 (6.4)	21-1/2 (546)	7-3/4 (197)

Additional Specifications: Hose I.D. Size 1/2" (13 mm) • Air Pressure 90 PSIG (6.2 Bar)

Tune-Up Kits: Model 11475 – No. 96045; Model 11476 – No. 96011; Model 11477 – No. 96259 (page 267)

Dynabelter® Accu-Grinder

Air-Powered Abrasive Belt Tool with Adjust-A-Wheel



CONTACT ARMS
PAGE 26

COUPLER/PLUG
PAGE 228

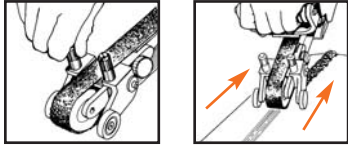
ABRASIVE BELT TOOLS

Grinds Welds Flat, Without Undercutting

FOR ABRASIVE BELTS
1" wide x 30" long
(25 mm x 762 mm)
SEE PAGE 272

Model 11486 Heavy-Duty, 1.2 hp

- Efficiently removes excess weld material and leaves a narrow "in-line" scratch pattern. This model takes the guesswork out of weld grinding, and prevents undercutting!



- Adjustable guide tires control the depth of abrasive belt cut. Simple twist-knobs adjust depth of cut. Allows controlled grinding on flats, contours and inside/outside of pipes and tanks.
- Includes 11717 Adjust-A-Wheel Contact Arm with 90-durometer standard serrated Contact Wheel, 2" diameter x 1" wide (see page 26).



Model 11486



Place 11486 Dynabelter handle at 45° angle from belt housing to increase grinding pressure. Pull tool toward operator for faster material removal.

Work on Longitudinal Welds:

- I.D. – 12" diameter pipe or larger.
- O.D. – 8" diameter pipe or larger.


Model Number	Motor hp (W)	Motor RPM	Sound Level	Abrasive Belt Size Inch (mm)	Max. Air Flow SCFM (L/Min)	Max. SFPM (SM/Min)	Weight Pound (kg)	Length Inch (mm)	Height Inch (mm)
11486	1.2 (895)	13,000	89 dB(A)	1 (25) W x 30 (762) L	58 (1,643)	4,250 (1,295)	9.0 (4.1)	22 (559)	7 (178)

Additional Specifications: Air Inlet Thread 1/2" NPT • Hose I.D. Size 1/2" (13 mm) • Air Pressure 90 PSIG (6.2 Bar)
Tune-Up Kit: No. 96011 (page 267)

Dynabelter® Accessories

11739 Dynabelter® Adapter

- Dynaflex® Contact Arms (see pg. 11), can be mounted on 11475 and 11476 Dynabelter® models with optional 11739 Adapter.
- Allows for work in small areas using 30" belts (8" reach).



Model 11739

Dynabelter® Contact Arm Extender

- Allows for longer abrasive belts! The Dynabelter® uses standard 30" long abrasive belts, however, these extenders allow Contact Arms to use longer abrasive belts.
- Extenders can only be used with Dynabelter® Contact Arms.

11656 Extender


- For 42" belts (13" reach).

11657 Extender

- For 54" belts (19" reach).

11679 Extender

- For 60" belts (21" reach).











Model 11656

Model 11679

Dynabelter® Contact Arms

Variety of Contact Wheels and Wheel Assemblies

• All rubber Contact Wheels are 70 durometer, unless noted.

Part Number	Comments	Belt Size (W x L)	Contact Wheel Assembly (includes bearing and shaft)	Platen Pad (see page 29)
11681 	<ul style="list-style-type: none"> • Standard on Models 11475 and 11476 • 7-1/2" workable reach • Grind using platen pad 	1" x 30"	11650 (Included) 70 durometer standard serrated rubber, 2" dia. x 1" wide 11618 90 durometer standard serrated rubber, 2" dia. x 1" wide	11605 1" wide; Hard
11663 	<ul style="list-style-type: none"> • Grind, deburr, polish over platen • 7-1/2" workable reach 	1" x 30"	11616 80 durometer smooth rubber, 1" dia. x 1" wide	11605 1" wide; Hard
11668 	<ul style="list-style-type: none"> • Wheel mount pivots to maintain surface contact • Work on broad areas, blend stainless • Leaves "in-line" scratch pattern • 6" workable reach 	1" x 30"	11616 Two wheels, 80 durometer smooth rubber, 1" dia. x 1" wide	11605 1" wide; Hard
11677 	<ul style="list-style-type: none"> • Grind, blend, polish welds • Strap polish using slack of belt • 7" workable reach 	1" x 30"	11620 40 durometer smooth rubber, (80 durometer available, 11622) 4" dia. x 1"	None
11682 	<ul style="list-style-type: none"> • Grind, deburr fillet welds, inside corners • 7" workable reach 	1/2" or 1" wide x 30" long	11638 70 durometer radiused rubber, 4" dia. x 1/2" wide	None
11684 	<ul style="list-style-type: none"> • Polish contours without gouging workpiece • Ideal for stainless pipe • 7" workable reach 	1" x 30"	11642 40 durometer serrated rubber, (80 durometer wheel – 11892; 90 durometer wheel – 11888) 4" dia. x 5/8" wide	None
11717 	<ul style="list-style-type: none"> • For best results when ordering 11717 Contact Arm for Dynabelter Model 11476 add: <ul style="list-style-type: none"> - 11544 Pressure Bar - Three 95150 Mounting Screws - 11794 Back Wheel Assembly 	1" x 30"	11618 90 durometer standard serrated urethane 2" dia. x 1" wide	None
11870 	<ul style="list-style-type: none"> • Standard on Model 11477 • 2" dia. x 2" wide urethane wheel assemblies are only for extra heavy-duty tools • 7" workable reach 	2" x 30"	2" dia. x 2" wide rubber assemblies available: 11847: (Included) 70 durometer standard serration 11849: 70 durometer scoop serration 11851: 90 durometer standard serration 11853: 90 durometer scoop serration	Optional 11659 2" wide

Dynangle

Air-Powered Abrasive Belt Tool



CONTACT ARMS
BELOW



COUPLER/PLUG
PAGE 228

Powerful Direct-Drive Air Motor with Adjustable Speed

FOR ABRASIVE BELTS
1" wide x 18" long
(25 mm x 457 mm)
SEE PAGE 272

Model 14200

- Compact tool is ideal for work in tight spots; handle is multi-positional. Perfect for blending radiuses and adding grain to stainless steel sinks.
- Quick and easy abrasive belt change. Accepts coated abrasive belts and non-woven nylon belts.
- Interchangeable Contact Arms match specific applications on stainless steel (see below). Also ideal for refinishing drilling screws and pump screws.
- Includes 14266 Contact Arm and 11605 Hard/Cork Dynapad® Platen Pad.






When working on spot welds, lower platen to avoid gouging of work surface with contact wheel.

Model Number	Motor hp (W)	Motor RPM	Sound Level	Abrasive Belt Size Inch (mm)	Max. Air Flow SCFM (L/Min)	Max. SFPM (SM/Min)	Weight Pound (kg)	Length Inch (mm)	Height Inch (mm)
14200	.7 (522)	20,000	92 dB(A)	1 (25) W x 18 (457) L	36 (1,020)	6,540 (1,987)	4.8 (2.2)	11 (279)	5 (127)

Additional Specifications: Air Inlet Thread 1/4" NPT • Hose I.D. Size 3/8" (10 mm) • Air Pressure 90 PSIG (6.2 Bar)
Tune-Up Kit: No. 95840 (page 267)

Dynangle Contact Arms

Part Number	Belt Size (W x L)	Contact Wheel Assembly (includes bearing and shaft)	Wheel Material	Surface	Use
14261 	1" x 18"	14251 1" dia. x 1" wide	70 durometer urethane	Smooth	1/2" radiused corner
14263 	1" x 18"	14253 1-1/2" dia. x 1" wide	70 durometer urethane	Smooth	3/4" radiused corner
14266 	1" x 18"	14256 2" dia. x 1" wide	70 durometer rubber	Standard serrated	1" radiused corner

Dynangle II

Air-Powered Abrasive Belt Tool

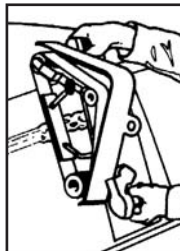


COUPLER/PLUG
PAGE 228

ACCESSORIES
PAGE 222

Polish, Grind Contours and Flats

- Surface conditions stainless steel and most other metals. Also used on wood, plastic, fiberglass and composites. Blends and finishes solder seams.
- Built-in abrasive belt guard; fast belt change.
- Safety-lock lever-throttle; hanger brackets included for optional overhead suspension.



FOR ABRASIVE BELTS
2" wide x 34" or 45" long
(51 mm x 864 mm, 1,143 mm)
SEE PAGE 272

Model 14300 Single Motor

- Uses 2" x 34" belts; belts spans 11-1/2" for "strap polishing" up to 36" diameter pipe.
- 14350 Conversion Kit available to upgrade single motor model to a dual motor model at a later date, if desired.

NOTE: For grinding with a platen pad, dual motor models are recommended.

Model 14303 Heavy-Duty "Dual Motor" with Platen


- Heavy-duty "dual motor" for extra power.
- Uses 2" x 34" belts; belts spans 11-1/2" for "strap polishing" up to 36" diameter pipe.
- Includes 2" wide x 6" long platen which is easily removed for strap polishing.

Model 14306 Heavy-Duty "Dual Motor" with Platen


- Heavy-duty "dual motor" for extra power.
- Uses 2" x 45" belts; belts spans 17" for polishing pipe up to 48" diameter.
- Includes 2" wide x 6" long platen which is easily removed for strap polishing.



14300 Dynangle® II is utilized for "strap polishing" on a cylindrical stainless steel surface.



For optimum use of Dynangle II, it is critical that proper air flow is maintained.



To maintain belt tension, use abrasive belts with low-flex or low-stretch backing.

Model Number	Motor hp (W)	Motor RPM	Sound Level	Abrasive Belt Size Inch (mm)	Max. Air Flow SCFM (L/Min)	Max. SFCM (SM/Min)	Weight Pound (kg)	Length Inch (mm)	Height Inch (mm)
14300	1.2 (895)	13,000	85 dB(A)	2 (51) W x 34 (864) L	53 (1,501)	8,500 (2,591)	15.1 (6.9)	18-7/8 (479)	8-1/2 (216)
14303	2.4 (1,790)	13,000	85 dB(A)	2 (51) W x 34 (864) L	106 (3,002)	8,500 (2,591)	18.7 (8.2)	18-7/8 (479)	9-9/16 (243)
14306	2.4 (1,790)	13,000	90 dB(A)	2 (51) W x 45 (1,143) L	106 (3,002)	8,500 (2,591)	19.2 (8.7)	22-7/8 (581)	9-1/2 (241)

Additional Specifications: Air Inlet Thread 1/2" NPT • Hose I.D. Size 1/2" (13 mm) • Air Pressure 90 PSIG (6.2 Bar)

Tune-Up Kit: No. 96011 (page 267 – Dual motor models require two Tune-Up Kits)

“Take-About” Sander

Air-Powered Abrasive Belt Tool



COUPLER/PLUG
PAGE 228

ACCESSORIES
PAGE 222

Ideal for Surface Leveling, Graining and Finishing

FOR ABRASIVE BELTS
3" wide x 24" long
(76 mm x 610 mm)
SEE PAGE 273

Model 52900

- Heavy-duty 1.3 hp sander (3,500 RPM) powers 3" x 24" abrasive belts, for aggressive material removal on metal and wood.
- Toggle switch offers simple one-step belt tensioning.
- Pistol-grip handle and top control knob allow enhanced operator control.
- Easily adjustable tracking of abrasive belt.
- Tool works well with non-woven nylon belts.
- Safety-lock throttle lever is included.



Model 52900

Model Number	Motor hp (W)	Motor RPM	Sound Level	Abrasive Belt Size Inch (mm)	Max. Air Flow SCFM (L/Min)	Max. SFPM (SM/Min)	Weight Pound (kg)	Length Inch (mm)	Height Inch (mm)
52900	1.3 (969)	3,500	85 dB(A)	3 (76) W x 24 (610) L	50 (1,416)	2,000 (610)	12.5 (5.7)	13-1/4 (337)	7-1/8 (181)

Additional Specifications: Air Inlet Thread 3/8" NPT • Hose I.D. Size 1/2" (13 mm) • Air Pressure 90 PSIG (6.2 Bar)
Tune-Up Kit: No. 98223 (page 267)

Contact Arm Platen Pads

Provide Belt Support on Dynabrade Abrasive Belt Tools

Soft Platen Pads • Top facing • Sponge base • Pressure sensitive adhesive

Part Number	For Use on These Tools	Width	Length	Thickness	Package Quantity
11032	Dynafile®, Dynafile® II	1/4"	7"	1/8"	5
11025	Dynafile®, Dynafile® II, Dynafile® III	1/2"	7"	1/8"	5
11119	Dynafile® II	3/4"	7"	1/8"	5
15323	Dynafile® III	1"	2"	1/8"	5

For work on contoured pieces



Pressure Sensitive Adhesive

11025 Platen Pad affixed to 11218 Dynafile® Contact Arm



1/8" (3 mm)

Hard Platen Pads • Top facing • Cork base • Pressure sensitive adhesive

Part Number	For Use on These Tools	Width	Length	Thickness	Package Quantity
11033	Mini-Dynafile® II	1/4"	7"	1/8"	5
11026	Dynafile®, Dynafile® II, Mini-Dynafile® II, Dynafile® III	1/2"	7"	1/8"	5
11109	Dynafile® II, Dynafile® III	3/4"	7"	1/8"	5
11135	Dynafile®	1/2"	2"	1/8"	5
11605	Dynabelter	1"	7"	1/8"	5
15324	Dynafile® III	1"	2"	1/8"	5

For heavy deburring and polishing



Pressure Sensitive Adhesive

1/8" (3 mm)

Thin Platen Pads • Top facing • Pressure sensitive adhesive

Part Number	For Use on These Tools	Width	Length	Thickness	Package Quantity
11034	Dynafile®, Dynafile® II	1/4"	7"	1/32"	5
11027	Dynafile®, Dynafile® II, Mini-Dynafile® II	1/2"	7"	1/32"	5
11129	Dynafile® II	3/4"	7"	1/32"	5

For use with Contact Arms with small diameter Contact Wheels (such as 11212)

1/32" (.8 mm)

Pressure Sensitive Adhesive

Steel Platens • Screw attachment

Part Number	For Use on These Contact Arms	Width	Length	Thickness	Package Quantity
11024	11286, 11325 (Both for Dynafile® II)	1/2"	3"	1/8"	1
11028*	11228 (for Dynafile®)	1/2"	3"	1/8"	1

For flat grinding and heavy stock removal

1/8" (3 mm)

*Includes spacers for lifting and angling of Platen

Dynabrade Systems & Solutions



For Abrasive Belt Tools – Suggested Tool/Accessory Combinations

TOOL	ABRASIVE	ACCESSORIES	
Dynafile® Model 14000 Page 10 	24" Long Belts 1/8", 1/4", 1/2" Widths Page 270	Bench Mounts 80020, 80015 Page 255 	Popular Contact Arms Page 11 11213, 11216, 11218, 11219, 11231 
Dynafile® II Model 40320 Page 13 	18" Long Belts 1/4", 1/2", 3/4" Widths Page 270	Bench Mounts 80021, 80015 Page 255 	Popular Contact Arms Page 16 11203, 11204, 11206 Page 16  Collet Assembly Page 51 For Die Grinder Use 50010 
Mini-Dynafile® II Model 15003 Page 18 	12" Long Belts 1/4", 1/2" Widths Page 270	Popular Contact Arms Page 19 15026, 15028, 15030 	Rubber Drive Wheel 40378 Page 18 
Dynafile® III Model 15300 Page 20 	18" Long Belts 1/4", 1/2", 3/4", 1" Widths Page 270	Bench Mounts 80021, 80015 Page 255 	Popular Contact Arms Page 23 15321, 15326, 15350, 15357 
Dynafile® III Model 15420 Page 21 	24" Long Belts 1/4", 1/2" Widths Page 270	Bench Mounts 80021, 80015 Page 255 	Popular Contact Arms Page 23 15321, 15326, 15350, 15357 
Dynabelter® Model 11476 Page 24 	30" Long Belts 1" Widths Page 272	Contact Arm 11717 Page 26 	Adapter 11739 Page 25  Extenders Page 25 11679, 11657, 11656 
Electric Dynafile® II Model 40610 Page 15 	18" Long Belts 1/4", 1/2", 3/4" Widths Page 270	Popular Contact Arms Page 16 11203, 11204, 11206 	Extension Adapter 40078 Page 16 

ESSENTIAL ACCESSORIES

Metal Capture Downdraft Station 64350 Page 208 	Air Lube (10W/NR) 95842 Page 254 	Dynüba 100 60005 Page 254 	Dynaswivel® 94300 Page 223 	Filter-Regulator-Lubricator 10681 Page 224 
		Dynüba 26 60020 Page 254 	Coupler/Plug Assemblies 95676, 97572 Page 228 	Air Hose Assemblies 94863, 94852, 94892 Page 225 



ABRASIVE FINISHING TOOLS

Dynastraight®	32	Dynisher	40
Lightweight Dynastraight®.....	37	Electric Dynisher	41
Dynastraight® Flapper	38	Dyninger	42
Rolling Pin Sander	39	Lightweight Dyninger	43
Mini-Dynisher	39	<i>Systems & Solutions</i>	45

DYNABRADE.COM



Dynastraight®

Air-Powered Abrasive Finishing Tool



PNEUMATIC WHEELS
PAGE 244

ARBORS
PAGE 248

ACCESSORIES
PAGE 222


For Graining, Cleaning and Polishing on Stainless Steel, Aluminum, Carbon Steel, Composites

FOR ABRASIVE BELTS, CONDITIONING DISCS, FLAP WHEELS
Up to 8" (203 mm) diameter
SEE PAGE 269

Model 13200 950 RPM, .7 hp

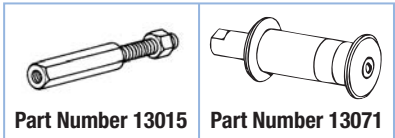
Model 13500 950 RPM, 1 hp

- Each model includes 13071 Combo Arbor, for up to 3" wide wheels with 5/8" or 1" diameter center hole.



TECH TIP
Slower speed achieves longer and deeper grain pattern in work surface.

Arbors



See page 248 for detailed arbor information.



13200 Dynastraight® runs optional Non-Woven Nylon Wheel (see page 276).

Model Number	Motor hp (W)	Motor RPM	Sound Level	Maximum Air Flow SCFM (L/Min)	Wheel Arbor Diameter	Air Inlet Thread	Tool Thread	Weight (kg)	Length Inch (mm)	Height Inch (mm)
13200	.7 (522)	950	84 dB(A)	34 (952)	5/8" or 1"	1/4" NPT	1/2"-20 Male	4.7 (2.1)	14-7/8 (378)	1-3/4 (44)
13500	1 (744)	950	81 dB(A)	43 (1,218)	5/8" or 1"	3/8" NPT	1/2"-20 Male	5.2 (2.4)	15-3/4 (400)	1-7/8 (48)


Tune-Up Kit: 13200 – No. 96260; 13500 – No. 96532 (page 267) • Additional Specifications: Hose I.D. Size 3/8" (10 mm) • Air Pressure 90 PSIG (6.2 Bar)

Model 13501 1,800 RPM, 1 hp

- 13071 Combo Arbor, for up to 3" wide wheels with 5/8" or 1" dia. center hole.
- Any Dynacushion® pneumatic wheel with 5/8" dia. bore (such as 92938) may be mounted.

Model 13521 1,800 RPM, 1 hp

- 13015 Threaded Arbor (5/8"-11) ideal for use with optional 94472 Dynacushion® Pneumatic Wheel.



TECH TIP
When using pneumatic wheels, inflate wheel only enough to hold the abrasive belt without slippage. Over-inflating the wheel can lead to "chatter marks" on the surface.

Model 13511 1,800 RPM, 6" Extension, 1 hp

- 5/8" or 1" diameter combo arbor for up to 3" wide wheels with 5/8" or 1" diameter center hole.
- Any Dynacushion® pneumatic wheel with 5/8" dia. bore (such as 92938) may be mounted.
- Cushioned grip enhances operator comfort.

Model 13531 1,800 RPM, 6" Extension, 1 hp

- 5/8"-11 threaded arbor accepts up to 3-1/2" wide pneumatic wheels (not included) with threaded 5/8"-11 center hole. Ideal set-up for optional Dynacushion® pneumatic wheel with 5/8"-11 thread (such as 92805).
- Cushioned grip enhances operator comfort.



Model Number	Motor hp (W)	Motor RPM	Sound Level	Maximum Air Flow SCFM (L/Min)	Wheel Arbor Diameter	Air Inlet Thread	Tool Thread	Weight (kg)	Length Inch (mm)	Height Inch (mm)
13501	1 (744)	1,800	84 dB(A)	34 (952)	5/8" or 1"	3/8" NPT	1/2"-20 Male	4.2 (1.9)	13-3/8 (339)	1-7/8 (48)
13521	1 (744)	1,800	84 dB(A)	34 (952)	5/8"-11 Male	3/8" NPT	1/2"-20 Male	3.8 (1.7)	14-7/8 (378)	1-7/8 (48)
13511	1 (744)	1,800	82 dB(A)	34 (952)	5/8" or 1"	3/8" NPT	N/A	4.6 (2.1)	17-1/4 (438)	1-7/8 (48)
13531	1 (744)	1,800	82 dB(A)	34 (952)	5/8"-11 Male	3/8" NPT	N/A	4.2 (1.9)	17-1/2 (445)	1-7/8 (48)

Tune-Up Kit: No. 96532 (page 267) • Additional Specifications: Hose I.D. Size 3/8" (10 mm) • Air Pressure 90 PSIG (6.2 Bar)



For Graining, Cleaning and Polishing on Stainless Steel, Aluminum, Carbon Steel, Composites

FOR ABRASIVE BELTS, CONDITIONING DISCS, FLAP WHEELS
Up to 8" (203 mm) diameter
SEE PAGE 269

Model 13201 3,400 RPM, .7 hp

- 13016 Arbor for up to 2" wide x 1/2" I.D. wheels. Any accessory with 1/2" dia. bore may be mounted.

Model 13202 3,400 RPM, .7 hp

- 13017 Arbor for up to 2" wide x 5/8" I.D. wheels. Any accessory with 5/8" dia. bore may be mounted.

Model 13204 3,400 RPM, .7 hp

- 13015 Threaded Arbor (5/8"-11) ideal for use with optional 94472 Dynacushion® Pneumatic Wheel.



WATCH 13204 Dynastraight® at Work!



13204 Dynastraight® powers optional 94472 Dynacushion® pneumatic wheel on stainless steel.

Model 13205 3,400 RPM, .7 hp

- 13071 Combo Arbor for up to 3" wide wheels with 5/8" or 1" dia. center hole. Any Dynacushion® pneumatic wheel with 5/8" bore may be mounted (such as 92936).

13220 Versatility Kit

- Includes 13204 Dynastraight; 94472 Dynacushion® Pneumatic Wheel; 98130 Air Chuck (1/4" NPT); 94300 Dynaswivel® (1/4" NPT); 13016 Arbor; assortment of abrasives.



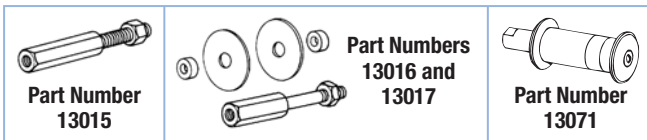
Model 13502 3,400 RPM, 1 hp

- 13016 Arbor for up to 2" wide x 1/2" I.D. wheels. Any accessory with 1/2" dia. bore may be mounted.
- Ideal set-up for optional surface conditioning discs (shown).

Model 13503 3,400 RPM, 1 hp

- 13017 Arbor for up to 2" wide x 5/8" I.D. wheels. Any accessory with 5/8" dia. bore may be mounted.

Arbors



See page 248 for detailed arbor information.



Disc Sold Separately

Model Number	Motor hp (W)	Motor RPM	Sound Level	Maximum Air Flow SCFM (L/Min)	Wheel Arbor Diameter	Air Inlet Thread	Tool Thread	Weight Pound (kg)	Length Inch (mm)	Height Inch (mm)
13201	.7 (522)	3,400	82 dB(A)	35 (977)	1/2"	1/4" NPT	1/2"-20 Male	3.9 (1.8)	13-5/8 (346)	1-3/4 (44)
13202	.7 (522)	3,400	82 dB(A)	35 (977)	5/8"	1/4" NPT	1/2"-20 Male	3.9 (1.8)	13-5/8 (346)	1-3/4 (44)
13204	.7 (522)	3,400	82 dB(A)	35 (977)	5/8"-11	1/4" NPT	1/2"-20 Male	3.8 (1.7)	14-5/8 (371)	1-3/4 (44)
13205	.7 (522)	3,400	82 dB(A)	35 (977)	5/8" or 1"	1/4" NPT	1/2"-20 Male	4.0 (1.8)	13-5/8 (346)	1-3/4 (44)
13502	1 (744)	3,400	80 dB(A)	43 (1,218)	1/2"	3/8" NPT	1/2"-20 Male	4.3 (2.0)	15-1/8 (384)	1-7/8 (48)
13503	1 (744)	3,400	80 dB(A)	43 (1,218)	5/8"	3/8" NPT	1/2"-20 Male	4.2 (1.9)	13-7/8 (353)	1-7/8 (48)

Tune-Up Kit: .7 hp Models – No. 96260; 1 hp Models – No. 96532 (page 267) • Additional Specifications: Hose I.D. Size 3/8" (10 mm) • Air Pressure 90 PSIG (6.2 Bar)

Dynastraight®

Air-Powered Abrasive Finishing Tool



PNEUMATIC WHEELS PAGE 244	
ARBORS PAGE 248	ACCESSORIES PAGE 222

For Graining, Cleaning and Polishing on Stainless Steel, Aluminum, Carbon Steel, Composites

FOR ABRASIVE BELTS, CONDITIONING DISCS, FLAP WHEELS
Up to 8" (203 mm) diameter
SEE PAGE 269

Model 13505 3,400 RPM, 1 hp

- 13015 Threaded Arbor (5/8" -11) ideal for use with optional 94472 Dynacushion® pneumatic wheel (shown).

Model 13506 3,400 RPM, 1 hp

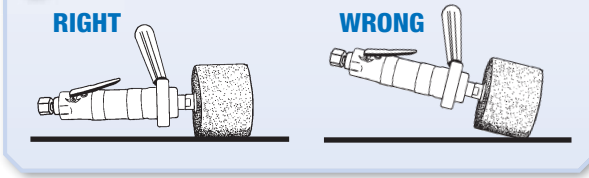
- 13071 Combo Arbor for up to 3" wide wheels with 5/8" or 1" diameter center hole. Any Dynacushion® pneumatic wheel with 5/8" dia. bore (such as 92936) may be mounted.



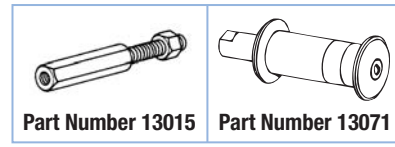
13505 Dynastraight® powers optional 94472 Dynacushion® pneumatic wheel.



Avoid tipping the pneumatic wheel when operating. Best results will be achieved when keeping the pneumatic wheel as flat on the surface as possible.



Arbors



See page 248 for detailed arbor information.

Model 13512 3,400 RPM, 6" Extension, 1 hp

- 1/2" diameter arbor for up to 2" wide x 1/2" I.D. wheels. Any accessory with 1/2" diameter bore may be mounted.
- Ideal set-up for optional surface conditioning discs (shown).
- Cushioned grip enhances operator comfort.



WATCH 13515 Dynastraight® at Work!



Disc Sold Separately

Model 13515 3,400 RPM, 6" Extension, 1 hp

- Ideal set-up for optional Dynacushion® wheel.
- Includes threaded arbor for exclusive use with up to 3-1/2" wide pneumatic wheels (wheel not included) with threaded 5/8"-11 center hole (such as 94472).
- Cushioned grip enhances operator comfort.

Model 13516 3,400 RPM, 6" Extension, 1 hp

- 13071 Combo Arbor, for up to 3" wide wheels with 5/8" or 1" diameter center hole.
- Any Dynacushion® pneumatic wheel with 5/8" dia. bore (such as 92936) may be mounted.
- Cushioned grip enhances operator comfort.



13515 Dynastraight® sets grain pattern in stainless steel.

Model Number	Motor hp (W)	Motor RPM	Sound Level	Maximum Air Flow SCFM (L/Min)	Wheel Arbor Diameter	Air Inlet Thread	Tool Thread	Weight Pound (kg)	Length Inch (mm)	Height Inch (mm)
13505	1 (744)	3,400	80 dB(A)	43 (1,218)	5/8"-11 Male	3/8" NPT	1/2"-20 Male	4.2 (1.9)	16-1/8 (409)	1-7/8 (48)
13506	1 (744)	3,400	80 dB(A)	43 (1,218)	5/8" or 1"	3/8" NPT	1/2"-20 Male	4.4 (2.0)	14-1/2 (369)	1-7/8 (48)
13512	1 (744)	3,400	80 dB(A)	43 (1,218)	1/2"	3/8" NPT	-	4.4 (2.0)	18-1/2 (471)	1-7/8 (48)
13515	1 (744)	3,400	80 dB(A)	43 (1,218)	5/8"-11 Male	3/8" NPT	-	4.1 (1.9)	18-5/8 (472)	1-7/8 (48)
13516	1 (744)	3,400	80 dB(A)	43 (1,218)	5/8" or 1"	3/8" NPT	-	4.7 (2.1)	18-3/4 (475)	1-7/8 (48)

Tune-Up Kit: No. 96532 (page 267) • Additional Specifications: Hose I.D. Size 3/8" (10 mm) • Air Pressure 90 PSIG (6.2 Bar)



For Material Removal on Stainless Steel, Aluminum, Carbon Steel, Composites

FOR ABRASIVE BELTS, CONDITIONING DISCS, FLAP WHEELS
Up to 8" (203 mm) diameter
SEE PAGE 269

Model 13206 4,500 RPM, .7 hp

- 13016 Arbor for up to 2" wide x 1/2" I.D. wheels.
- Accessories with 1/2" dia. bore (maximum speed of 4,500 RPM) may be mounted.

Model 13207 4,500 RPM, .7 hp

- 13071 Combo Arbor, for up to 3" wide wheels with 5/8" or 1" dia. center hole.
- Accessories with 5/8" dia. bore (maximum speed of 4,500 RPM) may be mounted.

Model 13214 4,500 RPM, .7 hp

- 13072 Threaded Arbor (5/8"-11), ideal for use with optional 92921 DynaWheel (5" dia. x 1" wide). See page 245.



Model 13207

Wheel Sold Separately



WATCH 13206
Dynastraight®
at Work!



Left:
Optional 92867 DynaWheel on 13523 Dynastraight®, for concentrated grinding and fast material removal.

Model 13507 4,500 RPM, 1 hp

- 13016 Arbor for up to 2" wide x 1/2" I.D. wheels.

Model 13508 4,500 RPM, 1 hp

- 13071 Combo Arbor for up to 3" wide wheels with 5/8" or 1" dia. center hole.

Model 13523 4,500 RPM, 1 hp

- 13072 Threaded Arbor (5/8"-11) for exclusive use with optional 92867 or 92868 DynaWheel (5" dia. x 1-1/2" wide). See page 245.



WATCH 13520
Dynastraight®
at Work!

Model 13517 4,500 RPM, 6" Extension, 1 hp

- 1/2" diameter arbor for up to 2" wide x 1/2" I.D. wheels.

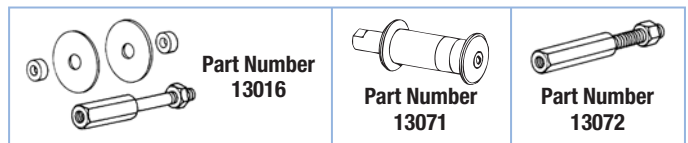
Model 13518 4,500 RPM, 6" Extension, 1 hp

- 13071 Combo Arbor, for up to 3" wide wheels with 5/8" or 1" dia. center hole.

Model 13520 4,500 RPM, 6" Extension, 1 hp

- Threaded arbor for use with up to 3-1/4" dia. pneumatic wheels with threaded 5/8"-11 center hole.
- Cushioned grip enhances comfort (all extension models).

Arbors



See page 248 for detailed arbor information.



Models 13517, 13518 and 13520 are ideal for use with optional coated abrasive flap wheels (shown) and non-woven nylon wheels.

Model Number	Motor hp (W)	Motor RPM	Sound Level	Maximum Air Flow SCFM (L/Min)	Wheel Arbor Diameter	Air Inlet Thread	Tool Thread	Weight Pound (kg)	Length Inch (mm)	Height Inch (mm)
13206	.7 (522)	4,500	82 dB(A)	40 (1,133)	1/2"	1/4" NPT	1/2"-20 Male	3.9 (1.8)	13-5/8 (346)	1-3/4 (44)
13207	.7 (522)	4,500	82 dB(A)	40 (1,133)	5/8" or 1"	1/4" NPT	1/2"-20 Male	4.0 (1.8)	13-5/8 (346)	1-3/4 (44)
13214	.7 (522)	4,500	82 dB(A)	40 (1,133)	5/8"-11 Male	1/4" NPT	1/2"-20 Male	4.0 (1.8)	13-5/8 (346)	1-3/4 (44)
13507	1 (744)	4,500	80 dB(A)	41 (1,161)	1/2"	3/8" NPT	1/2"-20 Male	4.3 (2.0)	15-1/8 (384)	1-7/8 (48)
13508	1 (744)	4,500	80 dB(A)	41 (1,161)	5/8" or 1"	3/8" NPT	1/2"-20 Male	4.4 (2.0)	15-1/2 (370)	1-7/8 (48)
13517	1 (744)	4,500	80 dB(A)	41 (1,161)	1/2"	3/8" NPT	—	4.4 (2.0)	18-1/2 (471)	1-7/8 (48)
13518	1 (744)	4,500	80 dB(A)	41 (1,161)	5/8" or 1"	3/8" NPT	—	4.7 (2.1)	18-3/4 (475)	1-7/8 (48)
13520	1 (744)	4,500	80 dB(A)	41 (1,161)	5/8"-11 Male	3/8" NPT	—	4.4 (2.0)	18-5/8 (472)	1-7/8 (48)
13523	1 (744)	4,500	80 dB(A)	41 (1,161)	5/8"-11 Male	3/8" NPT	1/2"-20 Male	4.3 (2.0)	14-1/2 (366)	1-7/8 (48)

Tune-Up Kit: .7 hp Models – No. 96260; 1 hp Models – No. 96532 (page 267) • Additional Specifications: Hose I.D. Size 3/8" (10 mm) • Air Pressure 90 PSIG (6.2 Bar)

Dynastraight® Kits

Versatility Kits with Finishing Tool and DynaWheel

For Material Removal on Stainless Steel, Aluminum, Carbon Steel, Composites

13215 Versatility Kit

- 13214 Dynastraight® (4,500 RPM), with 13072 Threaded Arbor (5/8"-11).
- 92921 DynaWheel (5" dia. x 1" wide), ideal for heavy-duty applications.
- 89186 Coated Abrasive Belt (60 grit), 1" wide x 15-1/2" long.
- Also includes 98130 Air Chuck, for controlled inflation of hard-to-reach valve assemblies. 1/4" female NPT. (See page 244.)



13535 Versatility Kit

- 13523 Dynastraight® (4,500 RPM), with 13070 Threaded Arbor (5/8"-11).
- 92867 DynaWheel (5" dia. x 1-1/2" wide), ideal for heavy-duty applications.
- Three 89182 Coated Abrasive Belts (60 grit), 1-1/2" wide x 15-1/2" long.
- Also includes 98130 Air Chuck, for controlled inflation of hard-to-reach valve assemblies. 1/4" female NPT. (See page 244.)



TECH TIP
Dynaswivel® air line connector is ideal for use with most air tools. It improves tool maneuverability, minimizes operator fatigue and extends hose life. (See page 223.)

All Kits on page also include 98130 Air Chuck!
(see page 244)

Dynastraight® Kit

Versatility Kits with Finishing Tool and Dynacushion® Wheel

For Material Removal on Stainless Steel, Aluminum, Carbon Steel, Composites

13525 Versatility Kit

- 13505 Dynastraight® (3,400 RPM), with 13015 Threaded Arbor (5/8"-11).
- 94472 Dynacushion® (5" dia. x 3-1/2" wide), ideal for a variety of applications.
- 89173 Coated Abrasive Belt (120 grit), 3-1/2" wide x 15-1/2" long.
- NEW 89174 Coated Abrasive Belt (180 grit), 3-1/2" wide x 15-1/2" long.
- 89242 Non-Woven Nylon Belt (medium), 3-1/2" wide x 15-1/2" long.
- Also includes 98130 Air Chuck, for controlled inflation of hard-to-reach valve assemblies. 1/4" female NPT. (See page 244.)



Dynastraight®

Air-Powered Abrasive Finishing Tool



PNEUMATIC WHEELS
PAGE 244

ARBORS
PAGE 248

ACCESSORIES
PAGE 222

For Material Removal on Stainless Steel, Aluminum, Carbon Steel, Composites

FOR ABRASIVE BELTS, CONDITIONING DISCS, FLAP WHEELS
Up to 8" (203 mm) diameter
SEE PAGE 269

Model 13509 6,000 RPM, 1 hp

- 13071 Combo Arbor, for up to 3" wide wheels with 5/8" or 1" diameter center hole.
- Ideal for use with optional 94507 Dynacushion® Pneumatic Wheel (3-1/4" dia. x 3" wide x 5/8" bore).

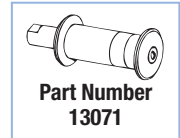


Model 13509



WATCH 13509
Dynastraight®
at Work!

Arbor



Model 13519 6,000 RPM, 6" Extension, 1 hp

- Threaded arbor for use with up to 3-1/4" diameter pneumatic wheels with threaded 5/8"-11 center hole (such as 94508 Dynacushion®).
- Cushioned grip enhances operator comfort.



Model 13519

Model Number	Motor hp (W)	Motor RPM	Sound Level	Maximum Air Flow SCFM (L/Min)	Wheel Arbor Diameter	Air Inlet Thread	Tool Thread	Weight Pound (kg)	Length Inch (mm)	Height Inch (mm)
13509	1 (744)	6,000	82 dB(A)	44 (1,256)	5/8" or 1"	3/8" NPT	1/2"-20 Male	4.3 (2.0)	14-1/2 (369)	1-7/8 (48)
13519	1 (744)	6,000	83 dB(A)	44 (1,256)	5/8"-11 Male	3/8" NPT	N/A	4.4 (2.0)	18-5/8 (472)	1-7/8 (48)

Tune-Up Kit: No. 96532 (page 267) • Additional Specifications: Hose I.D. Size 3/8" (10 mm) • Air Pressure 90 PSIG (6.2 Bar)

Lightweight Dynastraight®

Air-Powered Abrasive Finishing Tool

Tough, Lightweight Tool for Consistent Finishes

FOR ABRASIVE BELTS, CONDITIONING DISCS, FLAP WHEELS
Up to 8" (203 mm) diameter
SEE PAGE 269

- All models include 13061 Multi-Purpose Arbor for mounting optional abrasive wheels 1/2" to 3" wide (1/2" increments) with 5/8" or 1" center hole.

Model 13100 950 RPM, .4 hp

- Accepts optional accessories with 5/8" bore.
- Also speed-mated for 8" dia. sanding stars. An ideal way to whitewood sand, sealer sand and defuzz.

Model 13101 3,200 RPM, .4 hp

Model 13102 5,000 RPM, .4 hp

- Ideal for 1/2" to 3" wide abrasive impregnated non-woven nylon wheels.
- Achieves smooth finishes on stainless steel and composites used in kitchen and bath industries.
- Mount Abrasive Belts with optional 94507 Dynacushion® Pneumatic Wheel (3-1/4" dia. x 3" wide x 5/8" bore). Models 13101 and 13102 only.

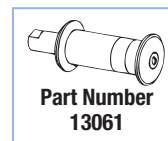


Many Dynastraight® operators find that it is easier to achieve a straight-line pattern by moving the tool in a faster back-and-forth stroke.



WATCH 13102
Dynastraight®
at Work!

Arbor



13101 Dynastraight® shown with optional 94507 Dynacushion® pneumatic wheel.

Model Number	Motor hp (W)	Motor RPM	Sound Level	Maximum Air Flow SCFM (L/Min)	Wheel Arbor Diameter	Air Inlet Thread	Tool Thread	Weight Pound (kg)	Length Inch (mm)	Height Inch (mm)
13100	.4 (298)	950	82 dB(A)	22 (623)	5/8" or 1"	1/4" NPT	3/8"-24 Male	2.2 (1.0)	13-1/4 (337)	1-5/8 (40)
13101	.4 (298)	3,200	81 dB(A)	22 (623)	5/8" or 1"	1/4" NPT	3/8"-24 Male	2.2 (1.0)	11-1/2 (292)	1-5/8 (40)
13102	.4 (298)	5,000	84 dB(A)	22 (623)	5/8" or 1"	1/4" NPT	3/8"-24 Male	2.2 (1.0)	11-1/2 (292)	1-5/8 (40)

Tune-Up Kit: No. 96173 (page 267) • Additional Specifications: Hose I.D. Size 1/4" (6 mm) • Air Pressure 90 PSIG (6.2 Bar)

Dynastraight® Flapper

Air-Powered Abrasive Finishing Tool



COUPLER/PLUG
PAGE 228

ACCESSORIES
PAGE 222

*For Polishing Insides of Pipe and Tubing;
Excellent for Light Deburring*

FOR ABRASIVE FLAP WHEELS
Up to 3" (76 mm) diameter
SEE PAGE 282

- Remove rust, oxide and scale; clean welds, remove paint and surface condition using abrasive flap wheels.
- Adjustable speed, lever throttle, front exhaust.



Model 51130

Wheel Sold Separately



Model 51130 18,000 RPM, .5 hp

- Includes 51029 Flap Wheel Adapter.
- Shown with optional Abrasive Flap Wheel, 2-1/2" dia. x 1" wide.



Dynaswivel® air line connector is ideal for use with most air tools. It improves tool maneuverability, minimizes operator fatigue and extends hose life. (See page 223.)



Model 51134

18,000 RPM, 8" Extension, .5 hp

- Includes 51116 Flap Wheel Adapter.
- Shown with optional Abrasive Flap Wheel, 2-1/2" dia. x 1" wide.



Model 51134

Wheel Sold Separately



IMPORTANT: Speed of tool must not exceed maximum operating speed of accessory. Always wear eye, face and body protection.

Model Number	Motor hp (W)	Motor RPM	Sound Level	Maximum Air Flow SCFM (L/Min)	Hose I.D. Size Inch (mm)	Air Inlet Thread	Adapter Thread	Weight Pound (kg)	Length Inch (mm)	Height Inch (mm)
51130	.5 (373)	18,000	81 dB(A)	30 (850)	3/8 (10)	1/4" NPT	1/4"-20 Female	1.8 (0.8)	7 (178)	1-3/4 (44)
51134	.5 (373)	18,000	75 dB(A)	30 (850)	3/8 (10)	1/4" NPT	1/4"-20 Female	3.4 (1.5)	17-1/8 (435)	1-7/8 (48)

Tune-Up Kit: 51130 – No. 95600, 51134 – No. 96007 (page 267) • Additional Specifications: Air Pressure 90 PSIG (6.2 Bar)

HIGHEST QUALITY!

FASTEST SHIPPING!



FREE ON-SITE DEMOS!

BEST SERVICE!

Discover The Dynabrade Difference!

Dynabrade.com

Rolling Pin Sander

Air-Powered Abrasive Finishing Tool



PNEUMATIC WHEELS
PAGE 244

COUPLER/PLUG
PAGE 228


ACCESSORIES
PAGE 222

For Sanding and Finishing on Contoured Shapes

FOR ABRASIVE BELTS
7" wide x 10-11/16" long
(178 mm x 271 mm)
SEE PAGE 273

Model 58050 3,200 RPM, .4 hp

- Unique offset handle to control torque.
- Includes 94434 Pneumatic Wheel, 3-1/4" dia. x 7" long. Wheel inflates to 20 PSI max.
- Designed for use with coated abrasive and non-woven nylon belts.



Wheel conforms to wood and metal, and easily inflates/deflates for quick abrasive belt change. Use only 94465 Inflation Tool (see page 243).

Model Number	Motor hp (W)	Motor RPM	Sound Level	Maximum Air Flow SCFM (L/Min)	Hose I.D. Size Inch (mm)	Air Inlet Thread	Tool Thread	Weight Pound (kg)	Length Inch (mm)	Height Inch (mm)
58050	.4 (298)	3,200	82 dB(A)	24 (668)	3/8 (10)	1/4" NPT	5/8"-11 Male	5 (2.3)	17-3/4 (452)	3-1/4 (83)

Tune-Up Kit: No. 96174 (page 267) • Additional Specifications: Air Pressure 90 PSIG (6.2 Bar)

Mini-Dynisher

Air-Powered Abrasive Finishing Tool



PNEUMATIC WHEELS
PAGE 244

DYNASWIVEL®
PAGE 223

ACCESSORIES
PAGE 222

Achieves Superior In-Line Finishes on Metal

FOR ABRASIVE BELTS
3" wide x 10-11/16" long
(76 mm x 271 mm)
SEE PAGE 273

- Powers optional Dynacushion® pneumatic wheel. Finish virtually any shape, contour or material, including stainless steel, aluminum, carbon steel, copper, brass, plastic, fiberglass, composites, wood, etc.

Model 13301 950 RPM, .4 hp

- Ideal for use with optional 94507 Dynacushion® pneumatic wheel (3-1/4" dia. x 3" wide).
- Accepts abrasive belts 3" wide x 10-11/16" long.

Model 13300 3,200 RPM, .4 hp

- Ideal for use with optional 94507 Dynacushion® pneumatic wheel (3-1/4" dia. x 3" wide).
- Accepts abrasive belts 3" wide x 10-11/16" long.
- Shroud allows for up to 4-1/2" diameter accessories.



Order 55064 Adapter to run optional Abrasive Flap Wheels and Interleaf Wheels!



13300 Mini-Dynisher powers optional 94507 Dynacushion® pneumatic wheel on stainless steel.



13310 Versatility Kit

- 13300 Mini-Dynisher®; 94507 Dynacushion® pneumatic wheel (3-1/4" dia. x 3" wide); 94465 Wheel Inflation Tool; ceramic coated aluminum oxide belt and medium grade non-woven nylon belt.

Model Number	Motor hp (W)	Motor RPM	Sound Level	Maximum Air Flow SCFM (L/Min)	Wheel Arbor Diameter	Hose I.D. Size Inch (mm)	Air Inlet Thread	Weight Pound (kg)	Length Inch (mm)	Height Inch (mm)
13300	.4 (298)	3,200	80 dB(A)	21 (595)	5/8"	1/4 (6)	1/4" NPT	2.8 (1.3)	10 (254)	7 (178)
13301	.4 (298)	950	81 dB(A)	21 (595)	5/8"	1/4 (6)	1/4" NPT	3.4 (1.5)	10 (254)	7 (178)

Tune-Up Kit: No. 96174 (page 267) • Additional Specifications: Air Pressure 90 PSIG (6.2 Bar)

Dynisher

Air-Powered Abrasive Finishing Tool



PNEUMATIC WHEELS
PAGE 244

COUPLER/PLUG
PAGE 228

ACCESSORIES
PAGE 222

ABRASIVE FINISHING TOOLS

Achieves Superior In-Line Finishes on Metal

FOR ABRASIVE BELTS, CONDITIONING DISCS, FLAP WHEELS
Up to 5" (127 mm) diameter
SEE PAGE 269

Model 13400 3,400 RPM, .7 hp

- Excellent for blending and finishing stainless steel and other metals, leaving an in-line scratch pattern.
- Operator uses back-and-forth motion; guard can be adjusted for work right up to side walls.
- Arbor (3/4" dia.) included for mounting a variety of abrasives and accessories.
- Variable speed control and safety-lock lever throttle.
- Ideal for use with optional 92938 Dynacushion® pneumatic wheel (5" dia. x 3-1/2" wide).



Model 13400

Wheel Sold Separately

13410 Versatility Kit

- Includes 13400 Dynisher with 92938 Dynacushion® pneumatic wheel (5" dia. x 3-1/2" wide), two abrasive belts and 98130 Air Chuck.

Model 13401 3,400 RPM, .7 hp, Metric

- For use with optional 92863 Dynacushion® pneumatic wheel (90 mm x 100 mm wide).

13411 Versatility Kit Metric

- Includes 13401 Dynisher with 92863 Dynacushion® pneumatic wheel (90 mm x 100 mm wide), two abrasive belts and 98130 Air Chuck.



Model 13410

Model 13450 2,800 RPM, 1 hp

- Ideal set-up for optional 92938 Dynacushion® pneumatic wheel (5" dia. x 3-1/2" wide).
- Great for refinishing stainless steel sinks, stainless steel kitchen countertops, etc.
- Slower speed achieves deeper and longer grain pattern in work surface.




WATCH 13450
Dynisher at Work!

13460 Versatility Kit

- Includes Model 13450 Dynisher; 92938 Dynacushion® pneumatic wheel; 98130 Air Chuck; 80-grit belt; medium-grade belt; 95541 Grease Gun; 95542 Grease and 95848 Gear Oil.



13450 Dynisher powers optional 92938 Dynacushion® pneumatic wheel.



When using pneumatic wheels, inflate wheel only enough to hold the abrasive belt without slippage. Over-inflating the wheel can lead to "chatter marks" on the surface.

Model Number	Motor hp (W)	Motor RPM	Sound Level	Maximum Air Flow SCFM (L/Min)	Wheel Arbor Diameter	Hose I.D. Size Inch (mm)	Air Inlet Thread	Weight Pound (kg)	Length Inch (mm)	Height Inch (mm)
13400	.7 (522)	3,400	84 dB(A)	41 (1,161)	3/4" (19 mm)	3/8 (10)	1/4" NPT	4.5 (2.0)	13-1/2 (343)	9 (229)
13401	.7 (522)	3,400	84 dB(A)	41 (1,161)	3/4" (19 mm)	3/8 (10)	1/4" NPT	4.5 (2.0)	13-1/2 (343)	9 (229)
13450	1 (744)	2,800	80 dB(A)	41 (1,161)	3/4" (19 mm)	3/8 (10)	3/8" NPT	5.7 (2.6)	15 (381)	7 (180)

Tune-Up Kit: .7 hp Models – No. 96234; 1 hp Model – No. 96532 (page 267) • Additional Specifications: Air Pressure 90 PSIG (6.2 Bar)

Electric Dynisher

Electric-Powered Abrasive Finishing Tool



PNEUMATIC WHEELS
PAGE 244

ARBORS
PAGE 248

ACCESSORIES
PAGE 222

Achieves Superior In-Line Finishes on Metal

FOR ABRASIVE BELTS,
CONDITIONING DISCS, FLAP WHEELS
Up to 5" (127 mm) diameter
SEE PAGE 269

Model 51585 120 V (AC), 3,000 RPM


- Ideal for graining, blending, brushing and polishing. Utilized in a variety of industries, on stainless steel and other metals, as well as plastic, composites and more.
- Variable tool speed of 0-3,000 RPM. Operator can pre-select speed to suit each application.
- Electronic module maintains specified tool speed under load.
- Variable speed trigger allows operator to control speed from 0 to selected setting.
- Operator moves tool in easy front-to-back motion, for achieving in-line scratch pattern. Tool guard is adjustable for most efficient use.
- 5/8"-11 spindle and 3/4" arbor allow mounting of a variety of accessories and abrasives.
- Tool accepts optional Dynacushion® Pneumatic Wheel (5" dia. x 3-1/2" wide) and Non-Woven Nylon Wheels. Great versatility!
- Strong 835-watt power output gets the job done fast!



Model 51585




51585 Electric Dynisher fitted with optional 92937 Dynacushion® Pneumatic Wheel and coated abrasive belt. An ideal setup for achieving in-line scratch pattern on stainless steel.


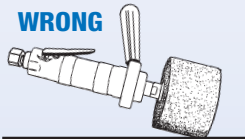


Avoid tipping the pneumatic wheel when operating. Best results will be achieved when keeping the pneumatic wheel as flat on the surface as possible.

RIGHT



WRONG



When using pneumatic wheels, inflate wheel only enough to hold the abrasive belt without slippage. Over-inflating the wheel can lead to "chatter marks" on the surface.

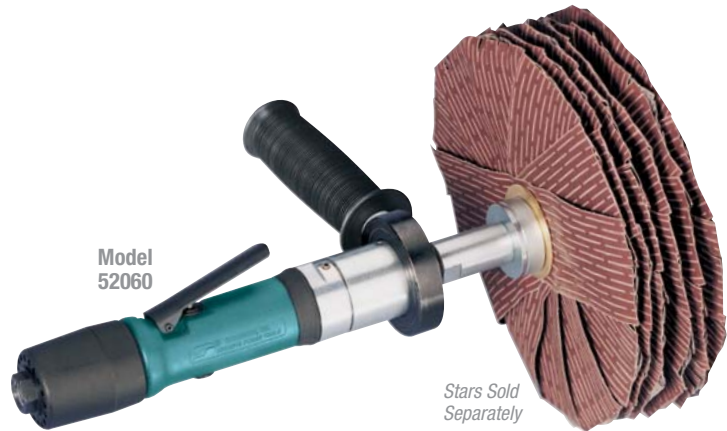
Model Number	Motor RPM	Motor hp (W)	Voltage	Current Amps	Phase	Frequency	Weight Pound (kg)	Length Inch (mm)	Height Inch (mm)
51585	0-3,000	1.8 (1,342)	120 V (AC)	11	1	60 Hz	9.5 (4.31)	17 (432)	8 (203)

Sand, Defuzz, Blend, Scuff, Denib

FOR ABRASIVE STARS
8" (203 mm) diameter
SEE PAGE 284

Model 52060 950 RPM, .4 hp

- High torque air motor includes arbor (1" dia.) for mounting up to six coated abrasive stars, 8" diameter with 1" center hole (sold separately).
- Excellent for blending and scuffing sealer coatings on contours and flat surfaces. Whitewood sand raised panels, turnings, moldings and hard-to-reach areas.
- Defuzz wooden grid pattern panels and denibbing raised grain.
- Great for light deburring of metal.
- Extended rear exhaust muffler design.




52061 Basic Versatility Kit

- 52060 Dyninger with 1" dia. arbor.
- 93245 Six Coated Abrasive Stars (120 grit).
- 93251 Six Coated Abrasive Stars (320 grit).
- 52031 Abrasive Dressing Plate.

52062 Deluxe Versatility Kit

- 52060 Dyninger with 1" dia. arbor.
- 93245 Six Coated Abrasive Stars (120 grit).
- 93251 Six Coated Abrasive Stars (320 grit).
- 52031 Abrasive Dressing Plate.
- 80020 Dynamount Tool Bench Mount.
- 95745 Speed Control.



For best performance of all sanding stars, prior to application "dress" the abrasive tips against optional 52031 Stainless Steel Abrasive Dressing Plate or equivalent. Also, a piece of hardwood such as oak will do. Dressing will break the stiffness, or flex the abrasives, resulting in a more consistent finish.



Sanding Stars are ideal for work on intricate profiles.

Model Number	Motor hp (W)	Motor RPM	Sound Level	Maximum Air Flow SCFM (L/Min)	Wheel Arbor Diameter	Air Inlet Thread	Tool Thread	Weight Pound (kg)	Length Inch (mm)	Height Inch (mm)
52060	.4 (298)	200-950	82 dB(A)	22 (623)	5/8" or 1"	1/4" NPT	3/8"-24 Male	3.7 (1.7)	11-1/8 (283)	2-3/4 (70)

Tune-Up Kit: No. 96173 (page 267) • Additional Specifications: Hose I.D. Size 1/4" (6 mm) • Air Pressure 90 PSIG (6.2 Bar)

Lightweight Dyninger

Air-Powered Abrasive Finishing Tool



COUPLER/PLUG
PAGE 228

ACCESSORIES
PAGE 222

Use with Spindle-Mount, Arbor-Mount and Eyelet Sanding Stars


FOR ABRASIVE STARS
3/4" to 4" diameter
(19 mm to 102 mm dia.)
SEE PAGE 284

- For whitewood/sealer sanding, light deburring of metal, or fabrication and finishing of composite surfaces.
- Excellent for use on wooden parts, moldings, raised panels and intricate profiles. Eliminates raised grain and removes loose fibers when whitewood sanding as well as scuffing sealer coats.
- Tool includes extended rear exhaust muffler and 94407 Air-Flow Control Dynaswivel® fitting for maximum tool maneuverability and control.

Model 52050 0-3,200 RPM, .4 hp, 1/4" Collet

Model 52051 0-3,200 RPM, .4 hp, 6 mm Collet

- Mount 4" diameter spindle-mount abrasive sanding stars with 1/4" shank, or Eyelet Dy-Cut sanding stars. (Stars sold separately, see page 284.)



The grit and spacing of arbor-mount stars (below) determine sanding aggressiveness. We suggest trying various grit and spacing combinations.

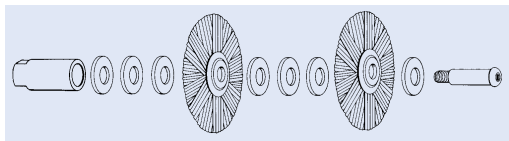


52050 Lightweight Dyninger with optional spindle-mount stars.

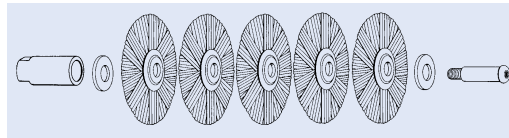
Model 52052 0-3,200 RPM, .4 hp, Arbor-Mount

- For running arbor-mount abrasive stars or Dynacushion® wheel.
- Includes 12980 Arbor (1/2" diameter) for mounting up to five 4" diameter arbor-mount sanding stars (1/2" center hole). Arbor includes spacers to be used between the stars for added flexibility. (Stars sold separately, see page 284.)
- Tool includes extended rear exhaust muffler and 94407 Air-Flow Control Dynaswivel® fitting for maximum tool maneuverability and control.

Least Aggressive/Most Flexible



Most Aggressive/Less Flexible



52052 Lightweight Dyninger with single arbor-mount star attached.

NOTE: The rated RPM of a mounted sanding star is reduced when using flexible shafts. When using the flex shaft for finishing inside diameters, place the eyelet sanding star inside the workpiece, then start the tool.

Model Number	Motor hp (W)	Motor RPM	Sound Level	Maximum Air Flow SCFM (L/Min)	Hose I.D. Size Inch (mm)	Air Inlet Thread	Tool Thread	Weight Pound (kg)	Length Inch (mm)	Height Inch (mm)
52050	.4 (298)	0-3,200	81 dB(A)	22 (623)	1/4 (6)	1/4" NPT	3/8"-24 Male	2.2 (1.0)	9-1/4 (235)	1-5/8 (40)
52051	.4 (298)	0-3,200	81 dB(A)	22 (623)	1/4 (6)	1/4" NPT	3/8"-24 Male	2.2 (1.0)	9-1/4 (235)	1-5/8 (40)
52052	.4 (298)	0-3,200	81 dB(A)	22 (623)	1/4 (6)	1/4" NPT	3/8"-24 Male	2.2 (1.0)	8-3/4 (222)	1-5/8 (40)

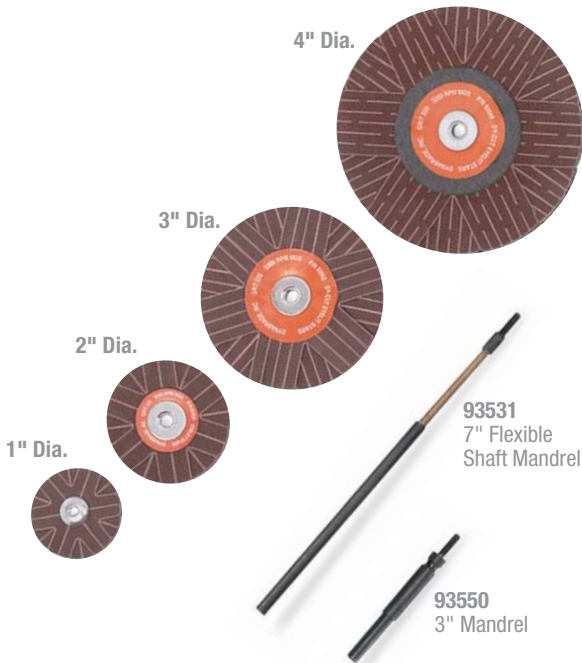
Tune-Up Kit: No. 96173 (page 267) • Additional Specifications: Air Pressure 90 PSIG (6.2 Bar)

Eyelet Sanding Stars and Mandrels

Ideal for Deburring and Polishing Hard-to-Reach Areas

For Use with Lightweight Dyninger


- Eyelet sanding stars are available in the following diameters: 3/4", 1", 1-1/2", 2", 3" and 4".
- Use with Lightweight Dyninger models 52050 and 52051, and Die Grinder models.
- Excellent for wooden parts, moldings, raised panels and intricate profiles. Eliminates raised grain and removes loose fibers when whitewood sanding as well as scuffing sealer coats.
- Provides uniform, smooth surface for achieving the best top coats.
- Metalworking applications include setting in-line scratch on stainless steel.
- Polish and deburr inside diameters of pipe and tubing.



3" Eyelet Sanding Star easily enters pipe elbow using 7" long flexible mandrel.



Sand and deburr inside small dia. pipe and other hard to reach areas with 3/4" - 1-1/2" stars.



The grit and spacing of these stars determine sanding aggressiveness. We suggest trying various grit and spacing combinations.

NOTE: The rated RPM of a mounted sanding star is reduced when using flexible shafts. When using the flex shaft for finishing inside diameters, place the eyelet sanding star inside the workpiece, then start the tool.

ALUMINUM OXIDE COATED ABRASIVES									STAR MANDREL		
Star Diameter	Female Thread	80 Grit	120 Grit	150 Grit	180 Grit	220 Grit	320 Grit	400 Grit	Package Quantity	3" Length	7" Length
3/4"	3-48	93579	93580	93581	93582	93583	-	-	10	93534	93533
1"	3-48	93586	93587	93588	93589	93590	-	-	10	93534	93533
1-1/2"	8-32	93541	93542	93543	93544	93545	93546	93547	10	93548	93532
2"	1/4"-20	93551	93552	93553	93554	93555	93556	93557	10	93550	93531
3"	1/4"-20	93558	93559	93560	93561	93562	93563	93564	10	93550	93531
4"	1/4"-20	93565	93566	93567	93568	93569	-	-	10	93550	93531

Dynabrade Systems & Solutions

For Abrasive Finishing Tools – Suggested Tool/Accessory Combinations



ABRASIVE FINISHING TOOLS

TOOL	ABRASIVE	ACCESSORIES		
Dynastraight® Model 13204 3,400 RPM, .7 hp, Page 33	15-1/2" Long Belts 3-1/2" Width Page 273	Arbor 13015 Page 248	Dynacushion® 94472 Page 244	Coupler/Plug Assy. 95685 Page 228
Dynastraight® Model 13502 3,400 RPM, 1 hp, Page 33	6" Dia. DynaStrip Discs 1/2" Center Hole Page 280	Arbor Page 248 13016	Coupler/Plug Assy. 98267 Page 228	Dynaswivel® 95461 Page 223
Extension Dynastraight® Model 13516 3,400 RPM, 1 hp, Page 34	15-1/2" Long Belts 2-3/4" Width Page 273	Arbor 13071 Page 248	Dynacushion® 92936 Page 244	Dynaswivel® 95461 Page 223
Dynastraight® Model 13214 4,500 RPM, .7 hp, Page 35	15-1/2" Long Belts 1-1/2" Width Page 272	Arbor 13072 Page 248	DynaWheels 92921, 92867 Page 245	Dynaswivel® 94300 Page 223
Dynisher Model 13450 2,800 RPM, 1 hp, Page 40	15-1/2" Long Belts 3-1/2" Width Page 273	Gear Oil 95848 Page 254	Dynacushion® 92938 Page 244	Dynaswivel® 95461 Page 223
Electric Dynisher Model 51585 0-3,000 RPM Page 41	15-1/2" Long Belts 3-1/2" Width Page 273	Dynacushion® 92938 Page 244	Handle Assembly 53163 Page 253	

ESSENTIAL ACCESSORIES

Grease

95542
Page 254



Grease Gun

95541
Page 254



CLEO® Belts

91498, 91499, 91500
Page 288



CLEO® Polishing Compounds

Page 288



Multi-Purpose Arbor

13071
Page 248



Low Flow Air Chuck

98130
Page 244





DYNABRADE

DIE GRINDERS

Non-Vacuum Models

Pencil Grinders	47
Quick-Change Pencil Grinder	49
.4 hp Die Grinders	52
.5 hp Die Grinders	59
.55 hp Die Grinder	62
.7 hp Die Grinders	63
1 hp Die Grinders.....	67

Vacuum Models

Central Vacuum Pencil Grinder	50
.4 hp Vacuum Die Grinders	69
.7 hp Vacuum Die Grinders	70
1 hp Vacuum Die Grinders	70



Pencil Grinders

Rotary Vane Air Motor Models



COLLET INSERTS
PAGE 51

COUPLER/PLUG
PAGE 228

DYNAJET
PAGE 224

ACCESSORIES
PAGE 222

Precision Deburring and Finishing with Adjustable Speed

FOR USE WITH
Carbide Burrs, Rotary Files,
Mounted Points and Discs
SEE PAGE 251

- An ideal tool for use in casting houses, effective on cast parts of aluminum, bronze and brass. Quickly and efficiently removes gates and parting lines in cast parts.
- High-efficiency rotary vane air motor.
- Adjustable tool speed from 5,000 RPM to 25,000 RPM.
- Operate tool and adjust speed by simply rotating rear roll valve.
- Collet cap has tactile grip to protect operator from rotating collet, and allow fingertip control.
- Changing of attachment is achieved with easy, two-wrench maneuver.
- Unique housing shape allows tool to be held as a traditional Die Grinder.



Model 52861



Model 52861

Rotary Vane Pencil Grinder is ideal for precision deburring.

Model 52861
1/8" Collet

Model 52862
3 mm Collet

Model 52863
1/4" Collet

Model 52864
6 mm Collet



52898 Thread Guard

Optional Thread Guard allows easy access to collet cap. With Thread Guard in place, larger diameter accessories may be run by tool. (All accessories must have maximum operating speed of 25,000 RPM).

Model Number	Motor hp (W)	Collet Size	Motor RPM	Sound Level	Exhaust	Maximum Air Flow SCFM (L/Min)	Hose I.D. Size Inch (mm)	Air Inlet Thread	Weight Pound (kg)	Length Inch (mm)	Diameter Inch (mm)
52861	0.4 (298)	1/8"	25,000	76 dB(A)	Rear	20 (566)	1/4 (6)	1/4" NPT	1.1 (.48)	5.66 (144)	1-1/2 (39)
52862	0.4 (298)	3 mm	25,000	76 dB(A)	Rear	20 (566)	1/4 (6)	1/4" NPT	1.1 (.48)	5.66 (144)	1-1/2 (39)
52863	0.4 (298)	1/4"	25,000	76 dB(A)	Rear	20 (566)	1/4 (6)	1/4" NPT	1.1 (.48)	5.66 (144)	1-1/2 (39)
52864	0.4 (298)	6 mm	25,000	76 dB(A)	Rear	20 (566)	1/4 (6)	1/4" NPT	1.1 (.48)	5.66 (144)	1-1/2 (39)

Tune-Up Kit: No. 96174 (page 267) • Additional Specifications: Air Pressure 90 PSIG (6.2 Bar)

Pencil Grinders

Turbine-Driven Air Motor Models



COLLET INSERTS
PAGE 51

COUPLER/PLUG
PAGE 228

DYNAJET
PAGE 224

ACCESSORIES
PAGE 222

Precision Deburring and Finishing on a Variety of Surfaces

FOR USE WITH
Carbide Burrs, Rotary Files,
Mounted Points and Discs
SEE PAGE 251

- High-efficiency air motor has no wearable gears, vanes or blades.
- **No lubrication required!** Oil-free operation minimizes maintenance time and repair costs.
- Air motor is controlled with patented governor, providing constant tool speed under load.
- Quality high-speed bearings are included.
- Housing has "non slip" rubber grip.
- Tactile safety features on shaft end alert operator to rotating collet area.
- Includes high-quality flexible air hose.



Model 51810

See page 48 for all models!



Model 51810

100,000 RPM Pencil Grinder offers enhanced cut rate.

DIE GRINDERS

Pencil Grinders

Turbine-Driven Air Motor Models



COLLET INSERTS
PAGE 51

COUPLER/PLUG
PAGE 228

DYNAJET
PAGE 224

ACCESSORIES
PAGE 222

Precision Deburring and Finishing on a Variety of Surfaces

35,000 RPM with **RED** Tool Cap

Model 51706

1/8" Collet

Model 51707

3 mm Collet

Model 51756

*1/8" Collet,
Extension Model*

Model 51708

3/32" Collet

Model 51756

Extension Model provides additional reach.



FOR USE WITH
Carbide Burrs, Rotary Files,
Mounted Points and Discs
SEE PAGE 251

50,000 RPM with **GOLD** Tool Cap

Model 51703

1/8" Collet

Model 51704

3 mm Collet

Model 51730

1/8" Collet, Ceramic Bearings

Model 51732

3 mm Collet, Ceramic Bearings

Model 51753

1/8" Collet, Extension Model

Model 51705

3/32" Collet

Model 51730

Ceramic Bearings provide better performance and durability with regard to high shaft speeds, dirt, extreme temperature and corrosion.



60,000 RPM with **TEAL** Tool Cap

Model 51700

1/8" Collet

Model 51701

3 mm Collet

Model 51731

1/8" Collet, Ceramic Bearings

Model 51733

3 mm Collet, Ceramic Bearings

Model 51740

1/8" Collet, Mount Stem

Model 51742

3 mm Collet, Mount Stem

Model 51750

1/8" Collet, Extension Model

Model 51702

3/32" Collet

Model 51740

Mount Stem for use only on robotic arms and other fixed mount applications.



WATCH Tool at Work!

100,000 RPM with **SILVER** Tool Cap • **Ceramic Bearings**

- Speed of 100,000 RPM offers enhanced cut rate. Ideal for use on metals, alloys, graphite, wood, glass and resin with high glass content.

Model 51810 *1/8" Collet*

Model 51811 *1/16" Collet*

Model 51812 *3/32" Collet*

Model 51813 *3 mm Collet*

Model 51810

Ceramic Bearings included in ALL 100,000 RPM models!



Model Number	Motor RPM	Sound Level	Exhaust	Maximum Air Flow SCFM (L/Min)	Air Pressure PSIG (Bar)	Hose I.D. Size Inch (mm)	Air Inlet Thread	Weight Pound (kg)	Length Inch (mm)	Diameter Inch (mm)
51706-51708	35,000	62 dB(A)	Rear	8 (227)	90 (6.2)	1/4 (6)	1/4" NPT	0.8 (0.4)	5-1/4 (132)	1-1/2 (39)
51756	35,000	62 dB(A)	Rear	8 (227)	90 (6.2)	1/4 (6)	1/4" NPT	0.8 (0.4)	6 (152)	1-1/2 (39)
51703-51705	50,000	61 dB(A)	Rear	8 (227)	90 (6.2)	1/4 (6)	1/4" NPT	0.8 (0.4)	5-1/4 (132)	1-1/2 (39)
51730-51732	50,000	66 dB(A)	Rear	8 (227)	90 (6.2)	1/4 (6)	1/4" NPT	0.8 (0.4)	5-1/4 (132)	1-1/2 (39)
51753	50,000	61 dB(A)	Rear	8 (227)	90 (6.2)	1/4 (6)	1/4" NPT	0.8 (0.4)	6 (152)	1-1/2 (39)
51700-51702	60,000	66 dB(A)	Rear	8 (227)	90 (6.2)	1/4 (6)	1/4" NPT	0.8 (0.4)	5-1/4 (132)	1-1/2 (39)
51731-51733	60,000	66 dB(A)	Rear	8 (227)	90 (6.2)	1/4 (6)	1/4" NPT	0.8 (0.4)	5-1/4 (132)	1-1/2 (39)
51740-51742	60,000	66 dB(A)	Rear	8 (227)	90 (6.2)	1/4 (6)	1/4" NPT	0.5 (0.2)	7-3/16 (182)	1-1/2 (39)
51750	60,000	66 dB(A)	Rear	8 (227)	90 (6.2)	1/4 (6)	1/4" NPT	0.8 (0.4)	6 (152)	1-1/2 (39)
51810-51813	100,000	75 dB(A)	Rear	6 (170)	90 (6.2)	1/4 (6)	1/4" NPT	0.84 (0.38)	5-5/16 (135)	1-1/2 (39)

DIE GRINDERS

Quick-Change Pencil Grinder

Turbine-Driven Air Motor Models



COLLET INSERTS
PAGE 51

DYNAJET
PAGE 224

Precision Deburring in Time-Saving Design!

FOR USE WITH
Carbide Burrs, Rotary Files,
Mounted Points and Discs
SEE PAGE 251

NEW Quick-Change Lever

Turn lever outward 90° to open collet insert and easily replace accessory.

NEW Rapid-Stop Brake

Built-in brake stops tool motor within ONE SECOND!

Built-In Swivel

Provides 360° maneuverability of air line!



Accepts Variety of Accessories

Powers Carbide Burrs and Mounted Points, sold separately.

High-Quality Air Line

1/4" (6 mm) in diameter and 6 feet (1.82 m) in length.




93351 Carbide Burr Kit includes 12 Burrs (1/8"). See page 251.

Model 60051 with **TEAL** Tool Cap
60,000 RPM, 1/8" Collet

Model 60052 with **RED** Tool Cap
35,000 RPM, 3/32" Collet

- High-efficiency turbine-driven air motor has no wearable gears, vanes or blades.
- Oil-free operation minimizes maintenance time and repair costs.
- Air motor controlled by patented governor, providing constant tool speed under load.
- Tool housing has non-slip rubber grip for additional control.
- Tactile cues on shaft end alert operator to rotating collet area.
- Quality high-speed bearings ensure consistent, reliable operation.
- 1/8" and 3/32" Collets are interchangeable within each model.
- 3 mm Collet (60120) is also available.



One-Touch Operation

Handy switch allows simple on/off operation.

Model 60051



Model 60052



Model 60052

Quick-Change Pencil Grinder is ideal for use on tooling, dies, jewelry, molds and intricate parts.

Model Number	Motor RPM	Sound Level	Maximum Air Flow SCFM (L/Min)	Air Pressure PSIG (Bar)	Collet Size (Part No.)	Weight Pound (kg)	Length Inch (mm)	Height Inch (mm)
60051	60,000	78 dB(A)	8 (227)	90 (6.2)	1/8" (60118)	1.0 (0.45)	5-5/16 (135)	1-1/2 (38)
60052	35,000	65 dB(A)	8 (227)	90 (6.2)	3/32" (60119)	1.0 (0.45)	5-5/16 (135)	1-1/2 (38)

DIE GRINDERS

Central Vacuum Pencil Grinder

Turbine-Driven Air Motor Models



COLLET INSERTS
PAGE 51

VACUUM SHROUDS
PAGE 221

Precision Deburring with Source Capture!

- Each model includes urethane Vacuum Shroud, plus high-quality air line and flexible, durable vacuum hose.
- High-efficiency air motor has no wearable gears, vanes or blades. Oil-free operation minimizes maintenance time and repair costs.
- Air motor is controlled with patented governor, providing constant tool speed under load.

FOR USE WITH
Carbide Burrs, Rotary Files,
Mounted Points and Discs
SEE PAGE 251



Model 51622

35,000 RPM with RED Tool Cap

Model 51622

1/8" Collet

- Includes 51739 Standard Vacuum Shroud.

Model 51623


1/8" Collet, Extension Model

- Includes 51785 Extension Vacuum Shroud.
- Greater shaft length provides additional reach.

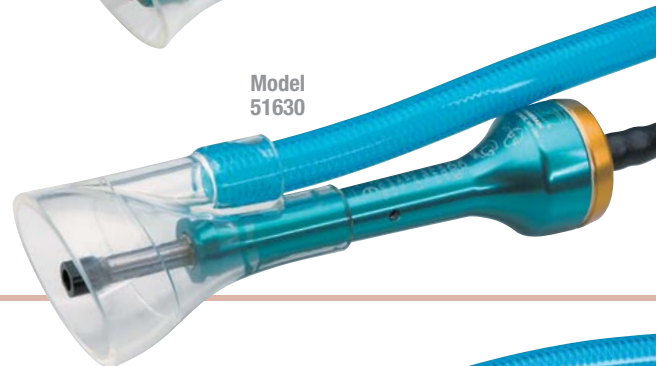
Model 51624

3 mm Collet

- Includes 51739 Standard Vacuum Shroud.



Model 51622



Model 51630

50,000 RPM with GOLD Tool Cap

Model 51629

1/8" Collet

- Includes 51739 Standard Vacuum Shroud.

Model 51630

1/8" Collet, Extension Model

- Includes 51785 Extension Vacuum Shroud.
- Greater shaft length provides additional reach.

Model 51631

3 mm Collet

- Includes 51739 Standard Vacuum Shroud.



Model 51632

60,000 RPM with TEAL Tool Cap

Model 51632

1/8" Collet

- Includes 51739 Standard Vacuum Shroud.

Model 51633

1/8" Collet, Extension Model

- Includes 51785 Extension Vacuum Shroud.
- Greater shaft length provides additional reach.

Model 51634

3 mm Collet

- Includes 51739 Standard Vacuum Shroud.

Model Number	Motor hp (W)	Motor RPM	Maximum Air Flow SCFM (L/Min)	Collet Size	Hose I.D. Size Inch (mm)	Air Pressure PSIG (Bar)	Weight Pound (kg)	Length Inch (mm)	Diameter Inch (mm)
51622	.1 (75)	35,000	8 (227)	1/8"	1/4 (6)	90 (6.2)	1.1 (.5)	5-1/4 (132)	1-7/8 (49)
51623	.1 (75)	35,000	8 (227)	1/8"	1/4 (6)	90 (6.2)	1.2 (.5)	6 (152)	1-7/8 (49)
51624	.1 (75)	35,000	8 (227)	3 mm	1/4 (6)	90 (6.2)	1.1 (.5)	5-1/4 (132)	1-7/8 (49)
51629	.1 (75)	50,000	8 (227)	1/8"	1/4 (6)	90 (6.2)	1.1 (.5)	5-1/4 (132)	1-7/8 (49)
51630	.1 (75)	50,000	8 (227)	1/8"	1/4 (6)	90 (6.2)	1.2 (.5)	6 (152)	1-7/8 (49)
51631	.1 (75)	50,000	8 (227)	3 mm	1/4 (6)	90 (6.2)	1.1 (.5)	5-1/4 (132)	1-7/8 (49)
51632	.1 (75)	60,000	8 (227)	1/8"	1/4 (6)	90 (6.2)	1.1 (.5)	5-1/4 (132)	1-7/8 (49)
51633	.1 (75)	60,000	8 (227)	1/8"	1/4 (6)	90 (6.2)	1.2 (.5)	6 (152)	1-7/8 (49)
51634	.1 (75)	60,000	8 (227)	3 mm	1/4 (6)	90 (6.2)	1.1 (.5)	5-1/4 (132)	1-7/8 (49)

Dynabrade Die Grinders

The Choice Is Yours! Discover The Dynabrade Difference!

Dynabrade Die Grinders Offered in a Variety of Configurations

Gearred and Gearless Tool Offerings

- Gearred Tools generally have higher torque levels and broader power range, while gearless tools offer reduced maintenance and downtime.

Two Types of Gearing

- **Planetary gears** are inline speed reduction gears. The greater the reduction, the higher the torque levels.
- **Right angle bevel gears** turn the spindle of the machine 90° from the motor. Typically there is a speed reduction but not as much as planetary gears.

Gearless Tools

- Gearless tools have lower vibration levels due to the omission of transmitting power through gears.
- They offer longer tool life with fewer wearable parts, resulting in reduced maintenance and downtime.
- Among tools with the same horsepower rating, gearless tools will generally have lower torque levels than geared tools.
- Look for the gearless icon (right) to quickly identify a gearless model.



Gearless

Exhaust and Muffler Offerings

- Choose from front exhaust, rear exhaust (with extended muffler), and rear exhaust (with standard muffler).

Front Exhaust

- Front exhaust tools direct debris away as tool is running, allowing clear view of work surface.



Rear Exhaust

- **Extended muffler design** is ideal for larger hands, as the tool length is extended to accommodate the higher performing, tri-muffling technology.



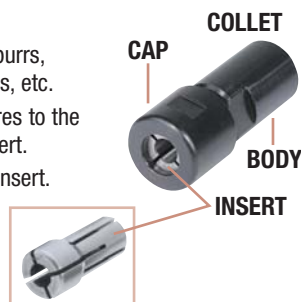
- Abbreviated length of **standard muffler** is ideal for smaller hands.



Die Grinder Collets and Inserts *Dynabrade Die Grinders Feature Precision-Made Collets and Inserts*

Terminology

- **COLLET:** Device used to hold carbide burrs, rotary files, mounted points and wheels, etc.
- **BODY:** The part of the collet that secures to the spindle of the tool and accepts the insert.
- **CAP:** Secures collet body and retains insert.
- **INSERT:** The collapsible portion of the collet that retains the shank of the inserted tool.



Collet Assembly Types

- **Two-Piece:** Insert threads into body.
- **Three-Piece:** Insert slips into body; cap threads to body, retaining the insert.
- **Four-Piece:** Insert slips into body; cap slips over body; nut retains cap and insert.
- **Integrated:** Collet body is integrated into tool.



TOOL THREAD...	...CHOOSE COLLET...			...THEN CHOOSE COMPATIBLE COLLET INSERT									
Tool Thread	Collet Size	Collet Part Number	Collet Type	1/16"	3/32"	1/8"	3/16"	1/4"	3/8"	2 mm	3 mm	6 mm	8 mm
3/8"-24 Male (200 series*)	1/4"	50010	3-Piece		01374	50065	01375	50013 [‡]	50014			50016	50039
	6 mm	50015	3-Piece		01374	50065	01375	50013	50014			50016 [‡]	50039
M8x1 Male (300 series**) (200 series*)	1/4"	50020	2-Piece			01647		01644 [‡]		01467	01648	01648	
	1/4"	50080	3-Piece		01372	01495	01373	01485 [‡]		01467	01496	01497	
	6 mm	50079	3-Piece		01372	01495	01373	01485		01467	01496	01497 [‡]	
	1/4"	51124	4-Piece		01372	01495	01373	01485 [‡]		01467	01496	01497	
	6 mm	51125	4-Piece		01372	01495	01373	01485		01467	01496	01497 [‡]	
5/16"-24 Male (300 series**) (200 series*)	3/8"	50018	3-Piece		01374	50065	01375	50013	50014 [‡]			50016	50039
1/2"-20 Male (200 series*)	1/4"	51106	4-Piece		01372	01495	01373	01485 [‡]		01467	01496	01497	
	6 mm	51110	4-Piece		01372	01495	01373	01485		01467	01496	01497 [‡]	
1/4"-28 Male*	1/4"	50066	3-Piece			50065	01375	50013 [‡]	50014			50016	50039
	6 mm	50073	3-Piece			50065	01375	50013	50014			50016 [‡]	50039
Integrated Collets													
.4 hp Rt. Angle Die Grinders**					01372	01495	01373	01485		01467	01496	01497	
Mini-Dynaflex® II						01647		01644			01648	01646	
Standard Pencil Grinders				51780	51674	51659					51673		
Quick-Change Pencil Grinders					60119	60118					60120		

.4 hp Die Grinders

Straight-Line, Front and Rear Exhaust



COLLET INSERTS
PAGE 51

COUPLER/PLUG
PAGE 228

DYNASWIVEL®
PAGE 223

ACCESSORIES
PAGE 222

For Use on Metal, Fiberglass, Carbon Fiber, Composites and More!

FOR USE WITH
Carbide Burrs, Rotary Files,
Mounted Points and Discs
SEE PAGE 251

Dynabrade .4 hp (298 W) Die Grinders offer innovative design for peak efficiency and longer life! Ideal for rapid material removal, deburring, finishing and polishing, these tools represent the **FINEST** in Dynabrade quality and innovation!



Model 47201
3,200 RPM

See all models on pages 53-54!

DIE GRINDERS

Integrated Safety-Lock Throttle Lever

Included on all models. Contoured shape for operator comfort, with new dowel pin that minimizes lever wear.

Governor-Controlled Motor

(950 RPM to 30,000 RPM Models)

Maintains consistent motor speed under load and delivers optimal power.

Ergonomic Tool Housing

Oval-shaped housing conforms to natural shape of hand for optimum comfort.

Lightweight Tool Design

Each model weighs 0.5 oz (15 g) **less** than its previous version!

3-Vane Tool Rotor

3-vane rotor allows wider offering of tool speeds. Achieves stall-torque and horsepower performance equal to tools with 4-vane rotor.



Thermal Isolation Cavity

Pocket of still air between composite housing and housing core thermally isolates operator's hand from temperature extremes within motor.

Hardened Tool Cylinder

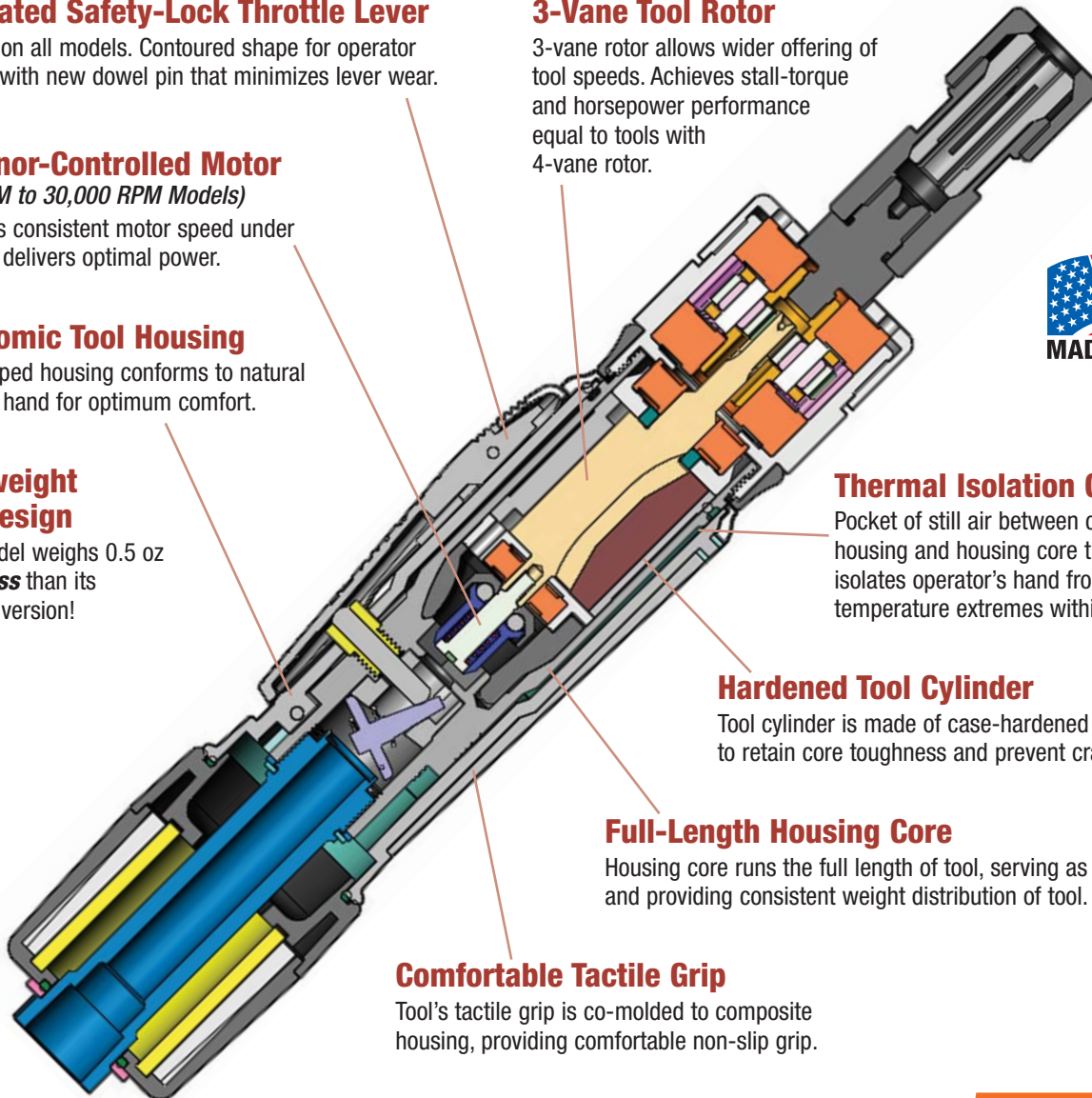
Tool cylinder is made of case-hardened material, to retain core toughness and prevent cracking.

Full-Length Housing Core

Housing core runs the full length of tool, serving as "backbone" and providing consistent weight distribution of tool.

Comfortable Tactile Grip

Tool's tactile grip is co-molded to composite housing, providing comfortable non-slip grip.



.4 hp Die Grinders

Straight-Line, Governor-Controlled, Rear Exhaust



COLLET INSERTS
PAGE 51

COUPLER/PLUG
PAGE 228

High-Quality Air-Powered Die Grinders

- Governor-control maintains consistent motor speed under load and delivers optimal power.
- Extended muffler design ensures lowest sound level.

FOR USE WITH
Carbide Burrs, Rotary Files,
Mounted Points and Discs
SEE PAGE 251

Model 47200

950 RPM, 1/4" & 6 mm Collets

Model 47201

3,200 RPM, 1/4" & 6 mm Collets

Model 47202

5,000 RPM, 1/4" & 6 mm Collets



Model 47201

Model Number	Motor hp (W)	Motor RPM	Sound Level	Maximum Air Flow SCFM (L/Min)	Collet Insert	Air Pressure PSIG (Bar)	Weight Pound (kg)	Length Inch (mm)	Height Inch (mm)
47200	.4 (298)	950	79 dB(A)	23 (651)	1/4" / 6 mm	90 (6.2)	1.9 (.9)	11 (280)	1.7 (44)
47201	.4 (298)	3,200	75 dB(A)	23 (651)	1/4" / 6 mm	90 (6.2)	1.4 (.6)	9.8 (250)	1.7 (44)
47202	.4 (298)	5,000	78 dB(A)	23 (651)	1/4" / 6 mm	90 (6.2)	1.4 (.6)	9.8 (250)	1.7 (44)

Tune-Up Kit: No. 96541 (page 267) • Additional Specifications: Hose I.D. Size 1/4" (6 mm) • Air Inlet Thread 1/4" NPT

DIE GRINDERS

.4 hp Die Grinders

Straight-Line, Gearless, Rear Exhaust



COLLET INSERTS
PAGE 51

COUPLER/PLUG
PAGE 228

High-Quality Air-Powered Die Grinders

- Governor-control maintains consistent motor speed under load and delivers optimal power.
- Gearless motors decrease downtime and lessen repair expense when compared to geared tools.
- Collet design reduces run-out.
- Extended muffler design ensures lowest sound level.

FOR USE WITH
Carbide Burrs, Rotary Files,
Mounted Points and Discs
SEE PAGE 251

See page 69 for Vacuum Models!

Model 48201

25,000 RPM, 1/4" & 6 mm Collets

Model 48203


30,000 RPM, 1/4" & 6 mm Collets

Model 48350


35,000 RPM, 1/8" & 3 mm Collets

Model 48355

35,000 RPM, 1/4" & 6 mm Collets



Model 48350



Dynaswivel® air line connector is ideal for use with most air tools. It improves tool maneuverability, minimizes operator fatigue and extends hose life. (See page 223.)



Model Number	Motor hp (W)	Motor RPM	Sound Level	Maximum Air Flow SCFM (L/Min)	Collet Insert	Air Pressure PSIG (Bar)	Weight Pound (kg)	Length Inch (mm)	Height Inch (mm)
48201	.4 (298)	25,000	77 dB(A)	23 (651)	1/4" / 6 mm	90 (6.2)	.9 (.4)	8 (202)	1.7 (44)
48203	.4 (298)	30,000	77 dB(A)	23 (651)	1/4" / 6 mm	90 (6.2)	.9 (.4)	8 (202)	1.7 (44)
48350	.4 (298)	35,000	79 dB(A)	23 (651)	1/8" / 3 mm	90 (6.2)	.9 (.4)	8 (202)	1.7 (44)
48355	.4 (298)	35,000	79 dB(A)	23 (651)	1/4" / 6 mm	90 (6.2)	.9 (.4)	8 (202)	1.7 (44)

Tune-Up Kit: No. 96541 (page 267) • Additional Specifications: Hose I.D. Size 1/4" (6 mm) • Air Inlet Thread 1/4" NPT

.4 hp Die Grinders

Straight-Line, Gearless, Rear Exhaust



COLLET INSERTS
PAGE 51

COUPLER/PLUG
PAGE 228

DYNASWIVEL®
PAGE 223

ACCESSORIES
PAGE 222

High-Quality Air-Powered Die Grinders

- Governor-control maintains consistent motor speed under load and delivers optimal power.
- Features standard muffler for more compact design.

FOR USE WITH
Carbide Burrs, Rotary Files,
Mounted Points and Discs
SEE PAGE 251



Model 48325



Model 48360

20,000 RPM,
1/4" & 6 mm Collets

Model 48325

25,000 RPM,
1/4" & 6 mm Collets

Model 48327

30,000 RPM,
1/4" & 6 mm Collets

Model 48365

20,000 RPM,
1/8" & 3 mm Collets

Model 48370

25,000 RPM,
1/8" & 3 mm Collets

Model 48345

30,000 RPM,
1/8" & 3 mm Collets

Model 48341

30,000 RPM,
1/8" & 3 mm Collets

- Four-piece collet design.

- Four-piece collet design.

- Four-piece collet design.

- Includes 94994 Overhose Assembly.

Model Number	Motor hp (W)	Motor RPM	Sound Level	Maximum Air Flow SCFM (L/Min)	Collet Insert	Air Pressure PSIG (Bar)	Weight Pound (kg)	Length Inch (mm)	Height Inch (mm)
48325	.4 (298)	25,000	79 dB(A)	23 (651)	1/4" / 6 mm	90 (6.2)	.9 (.4)	6.5 (166)	1.7 (44)
48327	.4 (298)	30,000	76 dB(A)	23 (651)	1/4" / 6 mm	90 (6.2)	.9 (.4)	6.5 (166)	1.7 (44)
48341	.4 (298)	30,000	82 dB(A)	23 (651)	1/8" / 3 mm	90 (6.2)	.9 (.4)	6.5 (166)	1.7 (44)
48345	.4 (298)	30,000	82 dB(A)	23 (651)	1/8" / 3 mm	90 (6.2)	.9 (.4)	6.5 (166)	1.7 (44)
48360	.4 (298)	20,000	76 dB(A)	23 (651)	1/4" / 6 mm	90 (6.2)	.9 (.4)	6.4 (162)	1.7 (44)
48365	.4 (298)	20,000	76 dB(A)	23 (651)	1/8" / 3 mm	90 (6.2)	.9 (.4)	6.4 (162)	1.7 (44)
48370	.4 (298)	25,000	79 dB(A)	23 (651)	1/8" / 3 mm	90 (6.2)	.9 (.4)	6.4 (162)	1.7 (44)

Tune-Up Kit: No. 96541 (page 267) • Additional Specifications: Hose I.D. Size 1/4" (6 mm) • Air Inlet Thread 1/4" NPT

DIE GRINDERS

.4 hp Die Grinders

Straight-Line, Gearless, Front Exhaust



COLLET INSERTS
PAGE 51

COUPLER/PLUG
PAGE 228

DYNASWIVEL®
PAGE 223

ACCESSORIES
PAGE 222

High-Quality Air-Powered Die Grinders

- Gearless motors decrease downtime and lessen repair expense when compared to geared tools.

FOR USE WITH
Carbide Burrs, Rotary Files,
Mounted Points and Discs
SEE PAGE 251

Model 52200


25,000 RPM,
1/4" & 6 mm Collets

Model 52202

30,000 RPM,
1/4" & 6 mm Collets



Model 52200



The use of a Filter-Regulator-Lubricator will increase tool performance, extend tool life and lessen repair costs. (See page 224.)



Model Number	Motor hp (W)	Motor RPM	Sound Level	Maximum Air Flow SCFM (L/Min)	Hose I.D. Size Inch (mm)	Air Inlet Thread	Air Pressure PSIG (Bar)	Weight Pound (kg)	Length Inch (mm)	Height Inch (mm)
52200	.4 (298)	25,000	73 dB(A)	20 (566)	1/4 (6)	1/4" NPT	90 (6.2)	0.8 (0.4)	5-1/8 (130)	1-5/8 (41)
52202	.4 (298)	30,000	84 dB(A)	20 (566)	1/4 (6)	1/4" NPT	90 (6.2)	0.8 (0.4)	5-1/8 (130)	1-5/8 (41)

Tune-Up Kit: No. 96048 (page 267)

Guide to NEW .4 hp Die Grinders

Overview of NEW Dynabrade .4 hp Die Grinders, and Previous Models Being Replaced

Right Angle Models

- All include 1/4" and 6 mm Collets.

Front Exhaust

NEW Model No.	Motor RPM	Page No.	Previous 1/4" Model	Previous 6 mm Model
47800	12,000	57	51800	51803
47801	15,000	57	51801	51804
47802	20,000	57	51802	51805

Rear Exhaust, Extended Muffler

NEW Model No.	Motor RPM	Page No.	Previous 1/4" Model	Previous 6 mm Model
46000	12,000	57	50000	50003
46001	15,000	57	50001	50004
46002	20,000	57	50002	50005

Rear Exhaust

NEW Model No.	Motor RPM	Page No.	Previous 1/4" Model	Previous 6 mm Model
49425	3,200	57	53425	N/A
48315	12,000	57	52315	52318
48316	15,000	57	52316	52319
48317	20,000	57	52317	52320

Angle-Head Model

- 1/4" Collet

Rear Exhaust, Extended Muffler

NEW Model No.	Motor RPM	Page No.	Previous 1/4" Model	Previous 6 mm Model
49420	3,200	Below	53420	N/A

7° Offset Models

- All include 1/4" and 6 mm Collets.

Rear Exhaust, Extended Muffler

NEW Model No.	Motor RPM	Page No.	Previous 1/4" Model	Previous 6 mm Model
48205	25,000	58	52205	52251
48207	30,000	58	52207	N/A

Rear Exhaust

NEW Model No.	Motor RPM	Page No.	Previous 1/4" Model	Previous 6 mm Model
48335	25,000	58	52335	52331
48337	30,000	58	52337	52333

Rear Exhaust, Extended Muffler (Slow Speed)

NEW Model No.	Motor RPM	Page No.	Previous 1/4" Model	Previous 6 mm Model
47211	3,200	58	51211	51214
47212	5,000	58	51212	51215

.4 hp Die Grinder

Angle-Head, Planetary Geared, Rear Exhaust



COLLET INSERTS
PAGE 51

COUPLER/PLUG
PAGE 228

DYNASWIVEL®
PAGE 223

ACCESSORIES
PAGE 222

High-Quality Air-Powered Die Grinders

Model 49420 3,200 RPM, 1/4" Collet

- Includes 50055 Collet Assembly and extended rear exhaust muffler to reduce noise levels.
- Governor-controlled motor maintains speed under load.
- Safety-lock lever is included.
- Optional 54585 Side Handle Assembly is available.
- Lightweight thermal-insulated housing reduces cold air transmission and vibration to the operator.



FOR USE WITH
Carbide Burrs, Rotary Files,
Mounted Points and Discs
SEE PAGE 251

Model Number	Motor hp (W)	Motor RPM	Sound Level	Maximum Air Flow SCFM (L/Min)	Hose I.D. Size Inch (mm)	Air Inlet Thread	Tool Thread	Weight Pound (kg)	Length Inch (mm)	Diameter Inch (mm)
49420	.4 (298)	3,200	80 dB(A)	26 (736)	1/4 (6)	1/4" NPT	1/4"-28 Female	1.9 (0.8)	11.7 (296)	2.1 (53)

Tune-Up Kit: No. 96541 (page 267) • Additional Specifications: Air Pressure 90 PSIG (6.2 Bar)

.4 hp Die Grinders

Right Angle and 7° Offset Models

See Our Features and Benefits: Discover The Dynabrade Difference!

Available in speeds of 3,200 RPM, 5,000 RPM, 12,000 RPM, 15,000 RPM, 20,000 RPM, 25,000 RPM and 30,000 RPM.

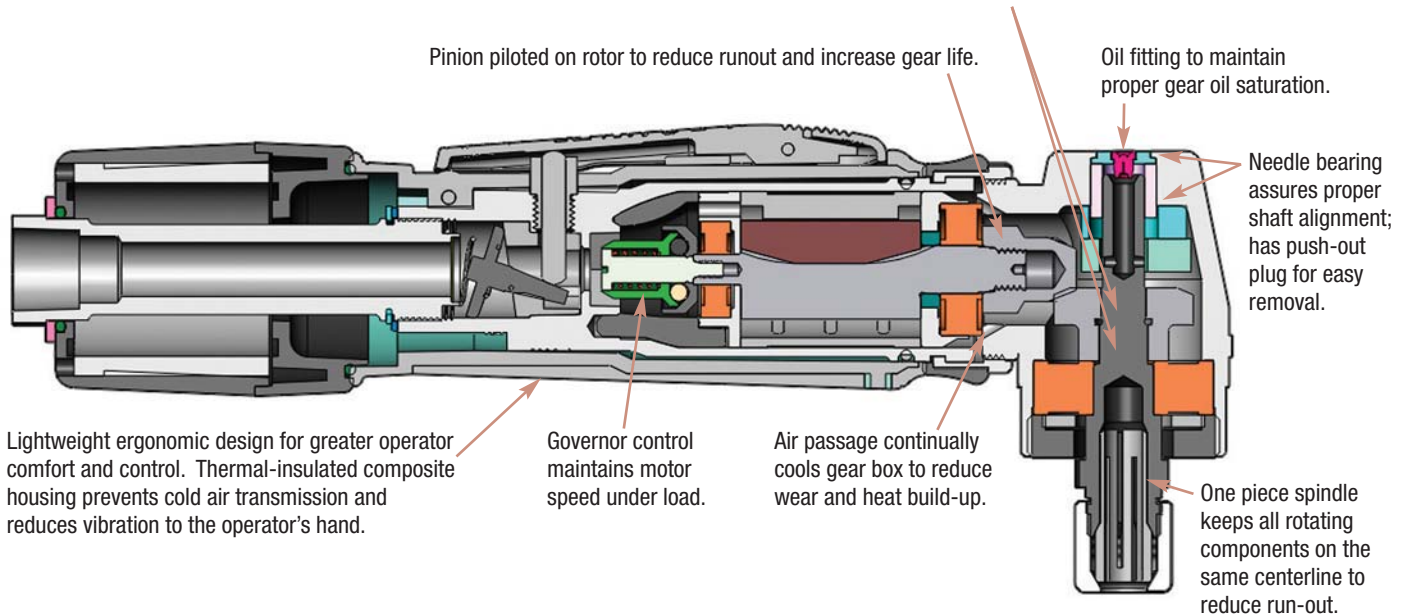
Tools include Kevlar® phenolic vanes for longer life.

Registered trademark of DuPont de Nemours, El, & Co., Inc.

See all models on pages 57-58!



Features dual wick lubrication system, saturated with gear oil for extended gear life (over 700 hours with proper use of gear oil), increased performance and reduced downtime.



Features and Advantages

- Kevlar® phenolic vanes for longer life.
- Lightweight ergonomic design for greater comfort and control.
- One-piece spindle keeps all rotating components on the same centerline for reduced run-out, which means lower vibration levels for enhanced operator comfort.
- Front and rear exhaust models. Air passage to continually cool the gear box – gears last longer!
- Pinion piloted on rotor to reduce run-out.
- Needle bearing assures proper shaft alignment.
- Dual wick lubrication system – saturated with gear oil for extended gear life – over 700 hours. This helps administer the right amount and keep the gear oil on the metal gears.
- Highest horsepower and torque levels of any similar competitive product.

Benefits

- Increased performance from higher torque levels. You can really “work” these tools. Stall out torque is the highest in the marketplace.
- We use **Gear Oil** as opposed to grease. **Gear Oil** is *specifically formulated to STICK TO METAL*. Grease does not stick and the centrifugal force of the spinning gears throws the grease away from the metal surface.
- Longer gear life means reduced downtime and less costly repairs.
- Front and rear exhaust models – user can decide which configuration is right for them. More choice means more control of their purchase.
- Insulated housings provide “warm tools” for the users and helps prevent worker’s injuries like “white finger”.
- Lower vibration levels help prevent worker injuries such as Carpal Tunnel Syndrome. Machines are easier to use because they do not “buzz” in your hands. Workers can use smooth running machines longer.
- Low profile machines are ideal for “hard-to-reach” areas. A performance plus!
- All machines are perfectly compatible with all Dynabrade Accessories. Providing systemized solutions for our customers is a key to Dynabrade’s success.

.4 hp Die Grinders

Right Angle, Front and Rear Exhaust



COLLET INSERTS
PAGE 51

DYNAJET
PAGE 224

COUPLER/PLUG
PAGE 228

ACCESSORIES
PAGE 222

High-Quality Air-Powered Die Grinders

Front Exhaust Models

- Governor-controlled motor maintains speed under load.

Model 47800

12,000 RPM, 1/4" & 6 mm Collets

Model 47801

15,000 RPM, 1/4" & 6 mm Collets

Model 47802

20,000 RPM, 1/4" & 6 mm Collets



Model 47800

FOR USE WITH
Carbide Burrs, Rotary Files,
Mounted Points and Discs
SEE PAGE 251

Model Number	Motor hp (W)	Motor RPM	Sound Level	Maximum Air Flow SCFM (L/Min)	Hose I.D. Size Inch (mm)	Air Inlet Thread	Air Pressure PSIG (Bar)	Weight Pound (kg)	Length Inch (mm)	Height Inch (mm)
47800	.4 (298)	12,000	84 dB(A)	25 (708)	1/4 (6)	1/4" NPT	90 (6.2)	1.0 (.46)	6 (150)	2.9 (73)
47801	.4 (298)	15,000	86 dB(A)	25 (708)	1/4 (6)	1/4" NPT	90 (6.2)	1.0 (.46)	6 (150)	2.9 (73)
47802	.4 (298)	20,000	85 dB(A)	25 (708)	1/4 (6)	1/4" NPT	90 (6.2)	1.0 (.46)	6 (150)	2.9 (73)

Tune-Up Kit: No. 96541 (page 267)

Rear Exhaust Models with Extended Muffler

- Governor-controlled motor maintains speed under load.

Model 46000

12,000 RPM, 1/4" & 6 mm Collets

Model 46001

15,000 RPM, 1/4" & 6 mm Collets

Model 46002

20,000 RPM, 1/4" & 6 mm Collets



Model 46002

See page 69 for
Vacuum Models!

Model Number	Motor hp (W)	Motor RPM	Sound Level	Maximum Air Flow SCFM (L/Min)	Hose I.D. Size Inch (mm)	Air Inlet Thread	Air Pressure PSIG (Bar)	Weight Pound (kg)	Length Inch (mm)	Height Inch (mm)
46000	.4 (298)	12,000	78 dB(A)	25 (708)	1/4 (6)	1/4" NPT	90 (6.2)	1.2 (.55)	8 (203)	2.9 (73)
46001	.4 (298)	15,000	75 dB(A)	25 (708)	1/4 (6)	1/4" NPT	90 (6.2)	1.2 (.55)	8 (203)	2.9 (73)
46002	.4 (298)	20,000	78 dB(A)	25 (708)	1/4 (6)	1/4" NPT	90 (6.2)	1.2 (.55)	8 (203)	2.9 (73)

Tune-Up Kit: No. 96541 (page 267)

Rear Exhaust Models with Standard Muffler

- Governor-controlled motor maintains speed under load.

Model 49425

3,200 RPM, 1/4" & 6 mm Collets

Model 48315

12,000 RPM, 1/4" & 6 mm Collets

Model 48316

15,000 RPM, 1/4" & 6 mm Collets

Model 48317

20,000 RPM, 1/4" & 6 mm Collets



Model 48315

Model Number	Motor hp (W)	Motor RPM	Sound Level	Maximum Air Flow SCFM (L/Min)	Hose I.D. Size Inch (mm)	Air Inlet Thread	Air Pressure PSIG (Bar)	Weight Pound (kg)	Length Inch (mm)	Height Inch (mm)
48315	.4 (298)	12,000	81 dB(A)	25 (708)	1/4 (6)	1/4" NPT	90 (6.2)	1 (.47)	6.5 (164)	2.9 (73)
48316	.4 (298)	15,000	79 dB(A)	25 (708)	1/4 (6)	1/4" NPT	90 (6.2)	1 (.47)	6.5 (164)	2.9 (73)
48317	.4 (298)	20,000	83 dB(A)	25 (708)	1/4 (6)	1/4" NPT	90 (6.2)	1 (.47)	6.5 (164)	2.9 (73)
49425	.4 (298)	3,200	81 dB(A)	25 (708)	1/4 (6)	1/4" NPT	90 (6.2)	1.5 (.68)	7.7 (196)	2.9 (73)

Tune-Up Kit: No. 96541 (page 267)

DIE GRINDERS

.4 hp Die Grinders

7° Offset, Front and Rear Exhaust



COLLET INSERTS
PAGE 51

DYNAJET
PAGE 224

COUPLER/PLUG
PAGE 228

ACCESSORIES
PAGE 222

High-Quality Air-Powered Die Grinders

Front Exhaust Models

Model 52204

25,000 RPM, 1/4" & 6 mm Collets

Model 52206

30,000 RPM, 1/4" & 6 mm Collets



Model 52204



FOR USE WITH
Carbide Burrs, Rotary Files,
Mounted Points and Discs
SEE PAGE 251

Model Number	Motor hp (W)	Motor RPM	Sound Level	Maximum Air Flow SCFM (L/Min)	Hose I.D. Size Inch (mm)	Air Inlet Thread	Air Pressure PSIG (Bar)	Weight Pound (kg)	Length Inch (mm)	Height Inch (mm)
52204	.4 (298)	25,000	70 dB(A)	18 (510)	1/4 (6)	1/4" NPT	90 (6.2)	1.0 (.5)	6 (152)	3-3/4 (94)
52206	.4 (298)	30,000	75 dB(A)	21 (595)	1/4 (6)	1/4" NPT	90 (6.2)	1.0 (.5)	6 (152)	3-3/4 (94)

Tune-Up Kit: No. 96048 (page 267)

Rear Exhaust Models with Extended Muffler

Model 48205

25,000 RPM, 1/4" & 6 mm Collets

Model 48207

30,000 RPM, 1/4" & 6 mm Collets



Model 48205



See page 69
for Vacuum
Models!

Model Number	Motor hp (W)	Motor RPM	Sound Level	Maximum Air Flow SCFM (L/Min)	Hose I.D. Size Inch (mm)	Air Inlet Thread	Air Pressure PSIG (Bar)	Weight Pound (kg)	Length Inch (mm)	Height Inch (mm)
48205	.4 (298)	25,000	71 dB(A)	23 (651)	1/4 (6)	1/4" NPT	90 (6.2)	1.3 (.57)	8.9 (225)	3.8 (97)
48207	.4 (298)	30,000	72 dB(A)	23 (651)	1/4 (6)	1/4" NPT	90 (6.2)	1.3 (.57)	8.9 (225)	3.8 (97)

Tune-Up Kit: No. 96541 (page 267)

Rear Exhaust Models with Standard Muffler

Model 48335

25,000 RPM, 1/4" & 6 mm Collets

Model 48337

30,000 RPM, 1/4" & 6 mm Collets



Model 48335



Model Number	Motor hp (W)	Motor RPM	Sound Level	Maximum Air Flow SCFM (L/Min)	Hose I.D. Size Inch (mm)	Air Inlet Thread	Air Pressure PSIG (Bar)	Weight Pound (kg)	Length Inch (mm)	Height Inch (mm)
48335	.4 (298)	25,000	73 dB(A)	23 (651)	1/4 (6)	1/4" NPT	90 (6.2)	1 (.47)	7.3 (186)	3.8 (97)
48337	.4 (298)	30,000	74 dB(A)	23 (651)	1/4 (6)	1/4" NPT	90 (6.2)	1 (.47)	7.3 (186)	3.8 (97)

Tune-Up Kit: No. 96541 (page 267)

Rear Exhaust Models with Extended Muffler (Slow Speed)

- Both models are planetary geared.
- Slow speeds allow additional use as buffer/polisher.

Model 47211

3,200 RPM, 1/4" & 6 mm Collets

Model 47212

5,000 RPM, 1/4" & 6 mm Collets



Model 47211

Model Number	Motor hp (W)	Motor RPM	Sound Level	Maximum Air Flow SCFM (L/Min)	Hose I.D. Size Inch (mm)	Air Inlet Thread	Air Pressure PSIG (Bar)	Weight Pound (kg)	Length Inch (mm)	Height Inch (mm)
47211	.4 (298)	3,200	73 dB(A)	23 (651)	1/4 (6)	1/4" NPT	90 (6.2)	1.7 (.78)	9 (228)	5.6 (143)
47212	.4 (298)	5,000	75 dB(A)	23 (651)	1/4 (6)	1/4" NPT	90 (6.2)	1.7 (.78)	9 (228)	5.6 (143)

Tune-Up Kit: No. 96541 (page 267)

.5 hp Die Grinders

Straight-Line, Gearless, Front Exhaust



COLLET INSERTS
PAGE 51

COUPLER/PLUG
PAGE 228

DYNASWIVEL®
PAGE 223

ACCESSORIES
PAGE 222

High-Quality Air-Powered Die Grinders

- Gearless for reduced maintenance and downtime.

FOR USE WITH
Carbide Burrs, Rotary Files,
Mounted Points and Discs
SEE PAGE 251

Model 51300

15,000 RPM, 1/4" & 6 mm Collets

Model 51301

18,000 RPM, 1/4" & 6 mm Collets

Model 51302

20,000 RPM, 1/4" & 6 mm Collets

Model 51303

24,000 RPM, 1/4" & 6 mm Collets



Model
51301



Model Number	Motor hp (W)	Motor RPM	Sound Level	Maximum Air Flow SCFM (L/Min)	Hose I.D. Size Inch (mm)	Air Inlet Thread	Tool Thread	Weight Pound (kg)	Length Inch (mm)	Height Inch (mm)
51300	.5 (373)	15,000	78 dB(A)	24 (680)	3/8 (10)	1/4" NPT	3/8"-24 Male	1.5 (0.7)	7 (178)	1-7/8 (48)
51301	.5 (373)	18,000	78 dB(A)	24 (680)	3/8 (10)	1/4" NPT	3/8"-24 Male	1.5 (0.7)	7 (178)	1-7/8 (48)
51302	.5 (373)	20,000	80 dB(A)	25 (708)	3/8 (10)	1/4" NPT	3/8"-24 Male	1.5 (0.7)	7 (178)	1-7/8 (48)
51303	.5 (373)	24,000	83 dB(A)	26 (736)	3/8 (10)	1/4" NPT	3/8"-24 Male	1.5 (0.7)	7 (178)	1-7/8 (48)

Tune-Up Kit: No. 95600 (page 267) • Additional Specifications: Air Pressure 90 PSIG (6.2 Bar)

.5 hp Die Grinders

Straight-Line, Gearless, Rear Exhaust



COLLET INSERTS
PAGE 51

DYNAJET
PAGE 224

COUPLER/PLUG
PAGE 228

ACCESSORIES
PAGE 222

High-Quality Air-Powered Die Grinders

- Gearless for reduced maintenance and downtime.
- Extended rear exhaust muffler design ensures lowest sound level.

FOR USE WITH
Carbide Burrs, Rotary Files,
Mounted Points and Discs
SEE PAGE 251

Model 51304

15,000 RPM, 1/4" & 6 mm Collets

Model 51305

18,000 RPM, 1/4" & 6 mm Collets

Model 51306

20,000 RPM, 1/4" & 6 mm Collets

Model 51307

24,000 RPM, 1/4" & 6 mm Collets



Model
51304



Model Number	Motor hp (W)	Motor RPM	Sound Level	Maximum Air Flow SCFM (L/Min)	Hose I.D. Size Inch (mm)	Air Inlet Thread	Tool Thread	Weight Pound (kg)	Length Inch (mm)	Height Inch (mm)
51304	.5 (373)	15,000	76 dB(A)	25 (708)	3/8 (10)	1/4" NPT	3/8"-24 Male	1.8 (0.8)	9-1/4 (235)	1-7/8 (48)
51305	.5 (373)	18,000	74 dB(A)	26 (736)	3/8 (10)	1/4" NPT	3/8"-24 Male	1.8 (0.8)	9-1/4 (235)	1-7/8 (48)
51306	.5 (373)	20,000	75 dB(A)	27 (765)	3/8 (10)	1/4" NPT	3/8"-24 Male	1.8 (0.8)	9-1/4 (235)	1-7/8 (48)
51307	.5 (373)	24,000	76 dB(A)	27 (765)	3/8 (10)	1/4" NPT	3/8"-24 Male	1.8 (0.8)	9-1/4 (235)	1-7/8 (48)

Tune-Up Kit: No. 96530 (page 267) • Additional Specifications: Air Pressure 90 PSIG (6.2 Bar)

DIE GRINDERS

.5 hp Die Grinders

Straight-Line, Extension Models, Rear Exhaust



COLLET INSERTS
PAGE 51

COUPLER/PLUG
PAGE 228

High-Quality Air-Powered Die Grinders

- Extension Die Grinder with 3" workable reach.
- Extended rear exhaust muffler design ensures lowest sound level.


FOR USE WITH
Carbide Burrs, Rotary Files,
Mounted Points and Discs
SEE PAGE 251

Model 53510

18,000 RPM, 1/4" & 6 mm Collets

Model 53511

20,000 RPM, 1/4" & 6 mm Collets



Dynaswivel® air line connector is ideal for use with most air tools. It improves tool maneuverability, minimizes operator fatigue and extends hose life. (See page 223.)





- Extension Die Grinder with 7-1/4" workable reach.
- Extended rear exhaust muffler design ensures lowest sound level.

Model 53501

18,000 RPM,
1/4" & 6 mm Collets

Model 53502

20,000 RPM, 1/4" & 6 mm Collets



Motor Tune-Up Kits will extend the life of an air tool when used with a preventative maintenance schedule.

Model Number	Motor hp (W)	Motor RPM	Sound Level	Maximum Air Flow SCFM (L/Min)	Hose I.D. Size Inch (mm)	Air Inlet Thread	Air Pressure PSIG (Bar)	Weight Pound (kg)	Length Inch (mm)	Height Inch (mm)
53501	.5 (373)	18,000	72 dB(A)	30 (850)	3/8 (10)	1/4" NPT	90 (6.2)	3.2 (1.5)	17-7/8 (454)	1-7/8 (48)
53502	.5 (373)	20,000	74 dB(A)	31 (878)	3/8 (10)	1/4" NPT	90 (6.2)	3.2 (1.5)	17-7/8 (454)	1-7/8 (48)
53510	.5 (373)	18,000	72 dB(A)	30 (850)	3/8 (10)	1/4" NPT	90 (6.2)	2.5 (1.1)	12-7/8 (327)	1-7/8 (48)
53511	.5 (373)	20,000	74 dB(A)	31 (878)	3/8 (10)	1/4" NPT	90 (6.2)	2.5 (1.1)	12-7/8 (327)	1-7/8 (48)

Tune-Up Kit: No. 96007 (page 267)

.5 hp Die Grinders

Steel Housings, Straight-Line, Front & Rear Exhaust



COLLET INSERTS
PAGE 51

DYNAJET
PAGE 224

Steel Housings for Increased Durability!

Model 53807

Front Exhaust

Model 53808

Rear Exhaust

- 24,000 RPM. Both models include 1/4" and 6 mm collets.
- Ideal for use in foundries, welding operations and shipyards.
- Rubber Grip Housing reduces vibration and cold air transmission.
- Safety Lock Lever standard on all models.



FOR USE WITH
Carbide Burrs, Rotary Files,
Mounted Points and Discs
SEE PAGE 251

See .7 hp Steel Housing models on page 64!

Model Number	Motor hp (W)	Motor RPM	Sound Level	Exhaust	Maximum Air Flow SCFM (L/Min)	Air Inlet Thread	Air Pressure PSIG (Bar)	Weight Pound (kg)	Length Inch (mm)	Height Inch (mm)
53807	.5 (373)	24,000	82 dB(A)	Front	30 (850)	1/4" NPT	90 (6.2)	1.9 (0.86)	5-5/8 (143)	1-3/4 (45)
53808	.5 (373)	24,000	77 dB(A)	Rear	29 (821)	1/4" NPT	90 (6.2)	2.1 (0.95)	6-11/16 (170)	1-3/4 (45)

Tune-Up Kit: No. 98621 (page 267)

.5 hp Die Grinders

7° Offset, Short Shank, Gearless, Front Exhaust



COLLET INSERTS
PAGE 51

COUPLER/PLUG
PAGE 228

High-Quality Air-Powered Die Grinders

- Gearless for reduced maintenance and downtime.

Model 52211

18,000 RPM, 1/4" & 6 mm Collets

Model 52212

20,000 RPM, 1/4" & 6 mm Collets

Model 52213

24,000 RPM, 1/4" & 6 mm Collets



Model 52211

FOR USE WITH
Carbide Burrs, Rotary Files,
Mounted Points and Discs
SEE PAGE 251



Model Number	Motor hp (W)	Motor RPM	Sound Level	Maximum Air Flow SCFM (L/Min)	Hose I.D. Size Inch (mm)	Air Inlet Thread	Air Pressure PSIG (Bar)	Weight Pound (kg)	Length Inch (mm)	Height Inch (mm)
52211	.5 (373)	18,000	74 dB(A)	28 (793)	3/8 (10)	1/4" NPT	90 (6.2)	1.7 (0.8)	6 (152)	4-1/2 (114)
52212	.5 (373)	20,000	74 dB(A)	28 (793)	3/8 (10)	1/4" NPT	90 (6.2)	1.7 (0.8)	6 (152)	4-1/2 (114)
52213	.5 (373)	24,000	79 dB(A)	28 (793)	3/8 (10)	1/4" NPT	90 (6.2)	1.7 (0.8)	6 (152)	4-1/2 (114)

Tune-Up Kit: No. 96044 (page 267)

DIE GRINDERS

.5 hp Die Grinders

7° Offset, Short Shank, Gearless, Rear Exhaust



COLLET INSERTS
PAGE 51

DYNAJET
PAGE 224

High-Quality Air-Powered Die Grinders

- Gearless for reduced maintenance and downtime.
- Extended rear exhaust muffler design ensures lowest sound level.

Model 52221

18,000 RPM, 1/4" & 6 mm Collets

Model 52222

20,000 RPM, 1/4" & 6 mm Collets


Model 52223

24,000 RPM, 1/4" & 6 mm Collets



Model 52221

FOR USE WITH
Carbide Burrs, Rotary Files,
Mounted Points and Discs
SEE PAGE 251



Dynaswivel® air line connector is ideal for use with most air tools. It improves tool maneuverability, minimizes operator fatigue and extends hose life. (See page 223.)



Model Number	Motor hp (W)	Motor RPM	Sound Level	Maximum Air Flow SCFM (L/Min)	Hose I.D. Size Inch (mm)	Air Inlet Thread	Air Pressure PSIG (Bar)	Weight Pound (kg)	Length Inch (mm)	Height Inch (mm)
52221	.5 (373)	18,000	73 dB(A)	23 (651)	3/8 (10)	1/4" NPT	90 (6.2)	2.0 (0.9)	8-1/8 (206)	4-1/2 (114)
52222	.5 (373)	20,000	76 dB(A)	25 (708)	3/8 (10)	1/4" NPT	90 (6.2)	2.0 (0.9)	8-1/8 (206)	4-1/2 (114)
52223	.5 (373)	24,000	74 dB(A)	27 (765)	3/8 (10)	1/4" NPT	90 (6.2)	2.0 (0.9)	8-1/8 (206)	4-1/2 (114)

Tune-Up Kit: No. 96044 (page 267)

.5 hp Die Grinders

7° Offset, Long Shank, Gearless



COLLET INSERTS
PAGE 51

DYNAJET
PAGE 224

COUPLER/PLUG
PAGE 228

ACCESSORIES
PAGE 222

High-Quality Air-Powered Die Grinders

Front Exhaust Models

- Gearless for reduced maintenance and downtime.

Model 52216

15,000 RPM, 1/4" & 6 mm Collets

Model 52218

20,000 RPM, 1/4" & 6 mm Collets

Model 52216



FOR USE WITH
Carbide Burrs, Rotary Files,
Mounted Points and Discs
SEE PAGE 251

Model Number	Motor hp (W)	Motor RPM	Sound Level	Maximum Air Flow SCFM (L/Min)	Hose I.D. Size Inch (mm)	Air Inlet Thread	Tool Thread	Weight Pound (kg)	Length Inch (mm)	Height Inch (mm)
52216	.5 (373)	15,000	75 dB(A)	26 (736)	3/8 (10)	1/4" NPT	3/8"-24 Male	2.0 (0.9)	6 (152)	5-1/2 (140)
52218	.5 (373)	20,000	74 dB(A)	28 (793)	3/8 (10)	1/4" NPT	3/8"-24 Male	2.0 (0.9)	6 (152)	5-1/2 (140)

Tune-Up Kit: No. 96044 (page 267) • Additional Specifications: Air Pressure 90 PSIG (6.2 Bar)

Rear Exhaust Model

Model 52267 15,000 RPM, 1/4" & 6 mm Collets

- Gearless for reduced maintenance and downtime.
- Extended rear exhaust muffler design ensures lowest sound level.

Model 52267



Model Number	Motor hp (W)	Motor RPM	Sound Level	Maximum Air Flow SCFM (L/Min)	Hose I.D. Size Inch (mm)	Air Inlet Thread	Tool Thread	Weight Pound (kg)	Length Inch (mm)	Height Inch (mm)
52267	.5 (373)	15,000	72 dB(A)	21 (595)	3/8 (10)	1/4" NPT	3/8"-24 Male	2.0 (0.9)	8-1/8 (207)	5-1/2 (140)

Tune-Up Kit: No. 96044 (page 267) • Additional Specifications: Air Pressure 90 PSIG (6.2 Bar)

.55 hp Die Grinder

Right Angle, Gearless, Rear Exhaust



COLLET INSERTS
PAGE 51

COUPLER/PLUG
PAGE 228

DYNASWIVEL®
PAGE 223

ACCESSORIES
PAGE 222

High-Quality Air-Powered Die Grinders

Model 52280 15,000 RPM, 1/4" & 6 mm Collets

- Powerful high-torque air motor.
- Gearless for reduced maintenance and downtime.
- Optional safety-lock lever available.
- Extended rear exhaust muffler design ensures lowest sound level.

Model 52280



FOR USE WITH
Carbide Burrs, Rotary Files,
Mounted Points and Discs
SEE PAGE 251

Model Number	Motor hp (W)	Motor RPM	Sound Level	Maximum Air Flow SCFM (L/Min)	Hose I.D. Size Inch (mm)	Air Inlet Thread	Tool Thread	Weight Pound (kg)	Length Inch (mm)	Height Inch (mm)
52280	.5 (373)	15,000	75 dB(A)	33 (934)	1/4 (6)	1/4" NPT	3/8"-24 Male	2.3 (1.0)	8-1/8 (207)	5-1/2 (140)

Tune-Up Kit: No. 96522 (page 267) • Additional Specifications: Air Pressure 90 PSIG (6.2 Bar)

DIE GRINDERS

.7 hp Die Grinders

Straight-Line, Front Exhaust



COLLET INSERTS
PAGE 51

DYNAJET
PAGE 224

COUPLER/PLUG
PAGE 228

ACCESSORIES
PAGE 222

High-Quality Air-Powered Die Grinders

Model 52256

15,000 RPM, 1/4" & 6 mm Collets

Model 52257

18,000 RPM, 1/4" & 6 mm Collets

Model 52258

20,000 RPM, 1/4" & 6 mm Collets



Model 52256

FOR USE WITH
Carbide Burrs, Rotary Files,
Mounted Points and Discs
SEE PAGE 251

Model Number	Motor hp (W)	Motor RPM	Sound Level	Maximum Air Flow SCFM (L/Min)	Hose I.D. Size Inch (mm)	Air Inlet Thread	Air Pressure PSIG (Bar)	Weight Pound (kg)	Length Inch (mm)	Height Inch (mm)
52256	.7 (522)	15,000	80 dB(A)	31 (878)	3/8 (10)	1/4" NPT	90 (6.2)	1.7 (0.8)	6 (152)	1-7/8 (48)
52257	.7 (522)	18,000	84 dB(A)	33 (935)	3/8 (10)	1/4" NPT	90 (6.2)	1.7 (0.8)	6 (152)	1-7/8 (48)
52258	.7 (522)	20,000	89 dB(A)	34 (963)	3/8 (10)	1/4" NPT	90 (6.2)	1.7 (0.8)	6 (152)	1-7/8 (48)

Tune-Up Kit: No. 96529 (page 267)

DIE GRINDERS

.7 hp Die Grinders

Straight-Line, Rear Exhaust



COLLET INSERTS
PAGE 51

COUPLER/PLUG
PAGE 228

DYNAMSWIVEL®
PAGE 223

ACCESSORIES
PAGE 222

High-Quality Air-Powered Die Grinders

- Extended rear exhaust muffler design ensures lowest sound level.

Model 52100

950 RPM, 1/4" & 6 mm Collets

Model 52101

3,400 RPM, 1/4" & 6 mm Collets

Model 52102

4,500 RPM, 1/4" & 6 mm Collets

Model 52276

15,000 RPM, 1/4" & 6 mm Collets

Model 52277

18,000 RPM, 1/4" & 6 mm Collets

Model 52278


20,000 RPM, 1/4" & 6 mm Collets



Model 52276

FOR USE WITH
Carbide Burrs, Rotary Files,
Mounted Points and Discs
SEE PAGE 251

See page 70 for Vacuum Models!



Motor Tune-Up Kits will extend the life of an air tool when used with a preventative maintenance schedule.

Model Number	Motor hp (W)	Motor RPM	Sound Level	Maximum Air Flow SCFM (L/Min)	Hose I.D. Size Inch (mm)	Air Inlet Thread	Tool Thread	Weight Pound (kg)	Length Inch (mm)	Height Inch (mm)
52100	.7 (522)	950	81 dB(A)	34 (957)	3/8 (10)	1/4" NPT	1/2"-20 Male	3.6 (1.6)	12-1/2 (318)	1-7/8 (48)
52101	.7 (522)	3,400	79 dB(A)	35 (977)	3/8 (10)	1/4" NPT	1/2"-20 Male	2.7 (1.2)	9-1/2 (241)	1-7/8 (48)
52102	.7 (522)	4,500	79 dB(A)	35 (977)	3/8 (10)	1/4" NPT	1/2"-20 Male	2.7 (1.2)	9-1/2 (241)	1-7/8 (48)
52276	.7 (522)	15,000	77 dB(A)	32 (906)	3/8 (10)	1/4" NPT	–	2.3 (0.7)	8-1/8 (206)	1-7/8 (48)
52277	.7 (522)	18,000	78 dB(A)	34 (957)	3/8 (10)	1/4" NPT	–	2.3 (0.7)	8-1/8 (206)	1-7/8 (48)
52278	.7 (522)	20,000	78 dB(A)	37 (1,048)	3/8 (10)	1/4" NPT	–	2.3 (0.7)	8-1/8 (206)	1-7/8 (48)

Tune-Up Kit: Models 52100-52102: No. 96260; Models 52276-52278: No. 96529 (page 267) • Additional Specifications: Air Pressure 90 PSIG (6.2 Bar)

.7 hp Die Grinders

Steel Housings, Straight-Line, Front & Rear Exhaust



COLLET INSERTS
PAGE 51

COUPLER/PLUG
PAGE 228

Steel Housings for Increased Durability!

Model 53811

Front Exhaust

Model 53812

Rear Exhaust

- 20,000 RPM. Both models include 1/4" and 6 mm collets.
- Ideal for use in foundries, welding operations and shipyards.
- Rubber Grip Housing reduces vibration and cold air transmission.
- Safety-lock lever standard on all models.

FOR USE WITH
Carbide Burrs, Rotary Files,
Mounted Points and Discs
SEE PAGE 251




Model 53811



Model 53812

See .5 hp Steel Housing models on page 60!



The use of a Filter-Regulator-Lubricator will increase tool performance, extend tool life and lessen repair costs. (See page 224.)



Model Number	Motor hp (W)	Motor RPM	Sound Level	Exhaust	Maximum Air Flow SCFM (L/Min)	Air Inlet Thread	Air Pressure PSIG (Bar)	Weight Pound (kg)	Length Inch (mm)	Height Inch (mm)
53811	.7 (522)	20,000	83 dB(A)	Front	37 (1,048)	1/4" NPT	90 (6.2)	2.2 (1.0)	6-1/8 (156)	1-3/4 (45)
53812	.7 (522)	20,000	79 dB(A)	Rear	38 (1,076)	1/4" NPT	90 (6.2)	2.3 (1.04)	7-1/4 (184)	1-3/4 (45)

Tune-Up Kit: No. 98623 (page 267)

.7 hp Extension Die Grinder

Steel Housing, Straight-Line, Rear Exhaust



COLLET INSERTS
PAGE 51

DYNAJET
PAGE 224

Steel Housing for Increased Durability!

Model 53781

Rear Exhaust

- 20,000 RPM. Includes 1/4" and 6 mm collets.
- Extension model allows operator to extend into work pieces that require a longer reach.
- Designed for two-hand use with minimal vibration.
- Rubber Grip Housing reduces vibration and cold air transmission to operator.
- Safety-lock lever standard on all models.

FOR USE WITH
Carbide Burrs, Rotary Files,
Mounted Points and Discs
SEE PAGE 251



Model 53781

6"



Model Number	Motor hp (W)	Motor RPM	Sound Level	Exhaust	Maximum Air Flow SCFM (L/Min)	Air Inlet Thread	Air Pressure PSIG (Bar)	Weight Pound (kg)	Length Inch (mm)	Height Inch (mm)
53781	.7 (522)	20,000	80 dB(A)	Rear	39 (1,104)	1/4" NPT	90 (6.2)	4 (1.8)	13.6 (346)	1.7 (45)

Tune-Up Kit: No. 96680 (page 267)

.7 hp Die Grinders

Composite & Steel Housings, Right Angle, Rear Exhaust



COLLET INSERTS
PAGE 51

DYNASWIVEL®
PAGE 223

Dynabrade's NEW .7 hp (522 W) Die Grinders offer rapid material removal, deburring, finishing and polishing. These top-quality tools will provide countless solutions to manufacturing and fabrication industries, foundries, die shops, welding operations, nuclear facilities, shipyards and more!

FOR USE WITH
Carbide Burrs, Rotary Files,
Mounted Points and Discs
SEE PAGE 251

Composite Housing Models

- All models include 1/4" and 6 mm Collet Insert.
- Offered in standard and extended tool body lengths.
- Thermal-insulated handle reduces cold air transmission to operator.
- Tools include lightweight aluminum head.
- Safety-lock throttle lever prevents accidental startup of tool.

Model 54343
12,000 RPM

Model 54347
12,000 RPM, Extended

- Allows additional reach of 3-3/8" (86 mm)!

Model 54359
18,000 RPM

Model 54363
18,000 RPM, Extended

- Allows additional reach of 3-3/8" (86 mm)!



Model Number	Motor hp (W)	Motor RPM	Sound Level	Maximum Air Flow SCFM (L/Min)	Collets Included	Air Inlet Thread	Hose I.D. Size Inch (mm)	Weight Pound (kg)	Length Inch (mm)	Height Inch (mm)
54343	.7 (522)	12,000	80 dB(A)	38 (1,076)	1/4" & 6 mm	1/4" NPT	3/8 (10)	2.2 (1)	7-7/8 (200)	2-7/8 (73)
54347	.7 (522)	12,000	80 dB(A)	40 (1,133)	1/4" & 6 mm	1/4" NPT	3/8 (10)	3 (1.4)	11-1/4 (287)	2-7/8 (73)
54359	.7 (522)	18,000	79 dB(A)	41 (1,161)	1/4" & 6 mm	1/4" NPT	3/8 (10)	2.2 (1)	7-7/8 (200)	2-7/8 (73)
54363	.7 (522)	18,000	80 dB(A)	41 (1,161)	1/4" & 6 mm	1/4" NPT	3/8 (10)	3 (1.4)	11-1/4 (287)	2-7/8 (73)

Tune-Up Kit: No. 96680; Model 54363 – No. 98623 (page 267) • Additional Specifications: Air Pressure 90 PSIG (6.2 Bar)

Steel Housing Models

- All models include 1/4" and 6 mm Collet Insert.
- Rugged steel housing and head for increased durability in abusive environments.
- Offered in standard and extended tool body lengths.
- Rubber grip housing reduces cold air transmission to operator.
- Safety-lock throttle lever prevents accidental startup of tool.

Model 54369
12,000 RPM

Model 54374
12,000 RPM, Extended

- Allows additional reach of 3-3/8" (86 mm)!

Model 54387
18,000 RPM

Model 54391
18,000 RPM, Extended

- Allows additional reach of 3-3/8" (86 mm)!



Model Number	Motor hp (W)	Motor RPM	Sound Level	Maximum Air Flow SCFM (L/Min)	Collets Included	Air Inlet Thread	Hose I.D. Size Inch (mm)	Weight Pound (kg)	Length Inch (mm)	Height Inch (mm)
54369	.7 (522)	12,000	77 dB(A)	39 (1,104)	1/4" & 6 mm	1/4" NPT	3/8 (10)	3 (1.4)	8 (203)	2-7/8 (73)
54374	.7 (522)	12,000	79 dB(A)	40 (1,133)	1/4" & 6 mm	1/4" NPT	3/8 (10)	3.8 (1.7)	11-3/8 (289)	2-7/8 (73)
54387	.7 (522)	18,000	80 dB(A)	41 (1,161)	1/4" & 6 mm	1/4" NPT	3/8 (10)	3 (1.4)	8 (203)	2-7/8 (73)
54391	.7 (522)	18,000	77 dB(A)	41 (1,161)	1/4" & 6 mm	1/4" NPT	3/8 (10)	3.8 (1.7)	11-3/8 (289)	2-7/8 (73)

Tune-Up Kit: No. 98623 (page 267) • Additional Specifications: Air Pressure 90 PSIG (6.2 Bar)

.7 hp Die Grinders

7° Offset, Gearless



COLLET INSERTS
PAGE 51

COUPLER/PLUG
PAGE 228

DYNASWIVEL®
PAGE 223

ACCESSORIES
PAGE 222

High-Quality Air-Powered Die Grinders

Short Shank, Front Exhaust Models

- Gearless for reduced maintenance and downtime.

Model 52289

18,000 RPM,
1/4" & 6 mm Collets

Model 52290

20,000 RPM
1/4" & 6 mm Collets



Model 52289

FOR USE WITH
Carbide Burrs, Rotary Files,
Mounted Points and Discs
SEE PAGE 251



Model Number	Motor hp (W)	Motor RPM	Sound Level	Maximum Air Flow SCFM (L/Min)	Hose I.D. Size Inch (mm)	Air Inlet Thread	Tool Thread	Weight Pound (kg)	Length Inch (mm)	Height Inch (mm)
52289	.7 (522)	18,000	87 dB(A)	35 (991)	3/8 (10)	1/4" NPT	3/8"-24 Male	1.7 (0.8)	6 (152)	5-1/8 (130)
52290	.7 (522)	20,000	84 dB(A)	36 (1,020)	3/8 (10)	1/4" NPT	3/8"-24 Male	1.7 (0.8)	6 (152)	5-1/8 (130)

Tune-Up Kit: No. 96045 (page 267) • Additional Specifications: Air Pressure 90 PSIG (6.2 Bar)

Short Shank, Rear Exhaust Models

- Gearless for reduced maintenance and downtime.
- Extended rear exhaust muffler design ensures lowest sound level.

Model 52292

15,000 RPM,
1/4" & 6 mm Collets

Model 52293

18,000 RPM,
1/4" & 6 mm Collets

Model 52294

20,000 RPM,
1/4" & 6 mm Collets

Model 52297

20,000 RPM, 1/4" & 6 mm
Collets, with Side Handle



Model 52293

See page 70
for Vacuum
Models!



Model Number	Motor hp (W)	Motor RPM	Sound Level	Maximum Air Flow SCFM (L/Min)	Hose I.D. Size Inch (mm)	Air Inlet Thread	Air Pressure PSIG (Bar)	Weight Pound (kg)	Length Inch (mm)	Height Inch (mm)
52292	.7 (522)	15,000	78 dB(A)	34 (963)	3/8 (10)	1/4" NPT	90 (6.2)	2.3 (1.0)	8-1/8 (206)	5-1/2 (140)
52293	.7 (522)	18,000	77 dB(A)	34 (963)	3/8 (10)	1/4" NPT	90 (6.2)	2.3 (1.0)	8-1/8 (206)	5-1/2 (140)
52294	.7 (522)	20,000	74 dB(A)	37 (1,048)	3/8 (10)	1/4" NPT	90 (6.2)	2.3 (1.0)	8-1/8 (206)	5-1/2 (140)
52297	.7 (522)	20,000	74 dB(A)	37 (1,048)	3/8 (10)	1/4" NPT	90 (6.2)	2.3 (1.0)	8-1/8 (206)	5-1/2 (140)

Tune-Up Kit: No. 96045 (page 267)

Long Shank, Front Exhaust Models

- Gearless for reduced maintenance and downtime.

Model 52242

20,000 RPM, 1/4" & 6 mm Collets



Dynaswivel® air line connector is ideal for use with most air tools. It improves tool maneuverability, minimizes operator fatigue and extends hose life. (See page 223.)



Model 52242



Model Number	Motor hp (W)	Motor RPM	Sound Level	Maximum Air Flow SCFM (L/Min)	Hose I.D. Size Inch (mm)	Air Inlet Thread	Tool Thread	Weight Pound (kg)	Length Inch (mm)	Height Inch (mm)
52242	.7 (522)	20,000	80 dB(A)	28 (793)	3/8 (10)	1/4" NPT	3/8"-24 Male	1.7 (0.8)	6 (152)	5-1/2 (140)

Tune-Up Kit: No. 96045 (page 267) • Additional Specifications: Air Pressure 90 PSIG (6.2 Bar)

1 hp Die Grinders

Straight-Line, Rear Exhaust



COLLET INSERTS
PAGE 51

DYNAJET
PAGE 224

COUPLER/PLUG
PAGE 228

ACCESSORIES
PAGE 222

High-Quality Air-Powered Die Grinders

Planetary Geared Models

- Governor-controlled to maintain RPM under heavy load and deliver optimal power.
- Safety-lock lever is standard on all models.
- Lightweight thermal-insulated housing reduces cold air transmission and vibration to operator.

FOR USE WITH
Carbide Burrs, Rotary Files,
Mounted Points and Discs
SEE PAGE 251

Model 52660

950 RPM, 1/4" & 6 mm Collets

Model 52662

3,400 RPM, 1/4" & 6 mm Collets

Model 52663

4,500 RPM, 1/4" & 6 mm Collets



Model Number	Motor hp (W)	Motor RPM	Sound Level	Maximum Air Flow SCFM (L/Min)	Hose I.D. Size Inch (mm)	Air Inlet Thread	Air Pressure PSIG (Bar)	Weight Pound (kg)	Length Inch (mm)	Height Inch (mm)
52660	1 (744)	950	79 dB(A)	43 (1,218)	3/8 (10)	3/8" NPT	90 (6.2)	3.6 (1.6)	13-3/4 (384)	1-7/8 (48)
52662	1 (744)	3,400	78 dB(A)	43 (1,218)	3/8 (10)	3/8" NPT	90 (6.2)	3.1 (1.4)	12-1/2 (317)	1-7/8 (48)
52663	1 (744)	4,500	78 dB(A)	41 (1,161)	3/8 (10)	3/8" NPT	90 (6.2)	3.1 (1.4)	12-1/2 (317)	1-7/8 (48)

Tune-Up Kit: No. 96532 (page 267)

Gearless Models

- Gearless for reduced maintenance and downtime.
- Governor-controlled to maintain RPM under heavy load and deliver optimal power.
- Safety-lock lever is standard on all models.
- Lightweight thermal-insulated housing reduces cold air transmission and vibration to operator.

Model 52665

9,000 RPM, 1/4" & 6 mm Collets

Model 52666

12,000 RPM, 1/4" & 6 mm Collets

Model 52667

15,000 RPM, 1/4" & 6 mm Collets

Model 52668

18,000 RPM, 1/4" & 6 mm Collets

Model 52669


20,000 RPM, 1/4" & 6 mm Collets



Use a carbide burr to easily blend weld seams.



See page 70 for Vacuum Models!



Optional 53621 Overhose Assembly may be used to further reduce noise levels by as much as 5 dB(A). Overhose redirects exhaust away from operator and workpiece. Air line sold separately. (See page 247.)



Model Number	Motor hp (W)	Motor RPM	Sound Level	Maximum Air Flow SCFM (L/Min)	Hose I.D. Size Inch (mm)	Air Inlet Thread	Air Pressure PSIG (Bar)	Weight Pound (kg)	Length Inch (mm)	Height Inch (mm)
52665	1 (744)	9,000	80 dB(A)	36 (1,020)	3/8 (10)	3/8" NPT	90 (6.2)	2.1 (1.0)	10 (254)	1-7/8 (48)
52666	1 (744)	12,000	81 dB(A)	38 (1,076)	3/8 (10)	3/8" NPT	90 (6.2)	2.1 (1.0)	10 (254)	1-7/8 (48)
52667	1 (744)	15,000	77 dB(A)	39 (1,104)	3/8 (10)	3/8" NPT	90 (6.2)	2.1 (1.0)	10 (254)	1-7/8 (48)
52668	1 (744)	18,000	78 dB(A)	40 (1,133)	3/8 (10)	3/8" NPT	90 (6.2)	2.1 (1.0)	8-3/4 (221)	1-7/8 (48)
52669	1 (744)	20,000	79 dB(A)	44 (1,256)	3/8 (10)	3/8" NPT	90 (6.2)	2.1 (1.0)	8-3/4 (221)	1-7/8 (48)

Tune-Up Kit: No. 96532 (page 267)

1 hp Die Grinders

Straight-Line, 6" Extension, Rear Exhaust



COLLET INSERTS
PAGE 51

COUPLER/PLUG
PAGE 228

DYNASWIVEL®
PAGE 223

ACCESSORIES
PAGE 222

High-Quality Air-Powered Die Grinders

Planetary Geared Models


- Governor-controlled to maintain RPM under heavy load and deliver optimal power.
- Safety-lock lever is standard on all models.

Model 52672


3,400 RPM, 1/4" & 6 mm Collets

Model 52673

4,500 RPM, 1/4" & 6 mm Collets



FOR USE WITH
Carbide Burrs, Rotary Files,
Mounted Points and Discs
SEE PAGE 251



Motor Tune-Up Kits will extend the life of an air tool when used with a preventative maintenance schedule.

93350 Carbide Burr Kit includes 8 Burrs (1/4"). See page 251.



Model Number	Motor hp (W)	Motor RPM	Sound Level	Maximum Air Flow SCFM (L/Min)	Hose I.D. Size Inch (mm)	Air Inlet Thread	Air Pressure PSIG (Bar)	Weight Pound (kg)	Length Inch (mm)	Height Inch (mm)
52672	1 (744)	3,400	78 dB(A)	44 (1,256)	3/8 (10)	3/8" NPT	90 (6.2)	4.1 (1.9)	16-5/8 (423)	1-7/8 (48)
52673	1 (744)	4,500	78 dB(A)	44 (1,256)	3/8 (10)	3/8" NPT	90 (6.2)	4.1 (1.9)	16-5/8 (423)	1-7/8 (48)

Tune-Up Kit: No. 96532 (page 267)

Gearless Models

- Gearless for reduced maintenance and downtime.
- Governor-controlled to maintain RPM under heavy load and deliver optimal power.
- Safety-lock lever is standard on all models.

Model 52675

9,000 RPM, 1/4" & 6 mm Collets

Model 52676

12,000 RPM, 1/4" & 6 mm Collets

Model 52677


15,000 RPM, 1/4" & 6 mm Collets

Model 52678

18,000 RPM, 1/4" & 6 mm Collets

Model 52679

20,000 RPM, 1/4" & 6 mm Collets



The use of a Filter-Regulator-Lubricator will increase tool performance, extend tool life and lessen repair costs. (See page 224.)



Model Number	Motor hp (W)	Motor RPM	Sound Level	Maximum Air Flow SCFM (L/Min)	Hose I.D. Size Inch (mm)	Air Inlet Thread	Air Pressure PSIG (Bar)	Weight Pound (kg)	Length Inch (mm)	Height Inch (mm)
52675	1 (744)	9,000	80 dB(A)	36 (1,020)	3/8 (10)	3/8" NPT	90 (6.2)	3.2 (1.5)	14-1/4 (359)	1-7/8 (48)
52676	1 (744)	12,000	81 dB(A)	38 (1,076)	3/8 (10)	3/8" NPT	90 (6.2)	3.2 (1.5)	14-1/4 (359)	1-7/8 (48)
52677	1 (744)	15,000	77 dB(A)	39 (1,104)	3/8 (10)	3/8" NPT	90 (6.2)	3.3 (1.5)	15-3/8 (390)	1-7/8 (48)
52678	1 (744)	18,000	76 dB(A)	40 (1,133)	3/8 (10)	3/8" NPT	90 (6.2)	3.3 (1.5)	15-3/8 (390)	1-7/8 (48)
52679	1 (744)	20,000	78 dB(A)	44 (1,256)	3/8 (10)	3/8" NPT	90 (6.2)	3.3 (1.5)	15-3/8 (390)	1-7/8 (48)

Tune-Up Kit: No. 96532 (page 267)

Vacuum Die Grinders

.4 hp • Connect to Central Vacuum System



COLLET INSERTS
PAGE 51

DYNAJET
PAGE 224

Rapid Material Removal with Source Capture

- .4 hp (298 W) Vacuum Die Grinders are utilized for rapid material removal, precise finishing, polishing, deburring, and removal of parting lines and flash.
- For use on **non-metallic materials**, such as fiberglass and composites.
- Each model includes urethane Vacuum Shroud for efficient capture of dust, debris and contaminants such as Hexavalent Chromium.
- Also includes Vacuum Sleeve, which can be easily trimmed to accommodate the length of the accessory. Sleeve can be trimmed horizontally or vertically, and is also removable.

FOR USE WITH
Carbide Burrs, Rotary Files,
Mounted Points and Discs
SEE PAGE 251

Right Angle Models

Model 56715
12,000 RPM,
1/4" & 6 mm Collets

Model 56719
20,000 RPM,
1/4" & 6 mm Collets



All models includes
Conductive Hose &
Cuffs, to shield operator
from electrostatic
discharge (ESD).

Vacuum Sleeve can be trimmed, horizontally
or vertically, to accommodate accessory or
workpiece! (Also removable.)

7° Offset Models

Model 56727
5,000 RPM, 1/4" & 6 mm Collets

- Planetary geared.

Model 56723
25,000 RPM, 1/4" & 6 mm Collets

- Gearless design.

Straight-Line Models

Model 56751
5,000 RPM, 1/4" & 6 mm Collets

- Planetary geared.

Model 56755
25,000 RPM, 1/4" & 6 mm Collets

- Gearless design.



1-1/4"
Dia. Port

Model Number	Motor hp (W)	Motor RPM	Sound Level	Maximum Air Flow SCFM (L/Min)	Collet Size	Air Inlet Thread	Air Hose I.D. Inch (mm)	Weight Pound (kg)	Length Inch (mm)	Height Inch (mm)
56715	.4 (298)	12,000	81 dB(A)	21 (595)	1/4" / 6 mm	1/4" NPT	1/4 (6)	1.6 (.7)	8.9 (227)	4.9 (125)
56719	.4 (298)	20,000	82 dB(A)	21 (595)	1/4" / 6 mm	1/4" NPT	1/4 (6)	1.6 (.7)	8.9 (227)	4.9 (125)
56723	.4 (298)	25,000	74 dB(A)	24 (680)	1/4" / 6 mm	1/4" NPT	1/4 (6)	1.6 (.7)	9.7 (247)	5.9 (150)
56727	.4 (298)	5,000	79 dB(A)	25 (708)	1/4" / 6 mm	1/4" NPT	1/4 (6)	2.3 (1.0)	10 (254)	8.3 (212)
56751	.4 (298)	5,000	81 dB(A)	25 (708)	1/4" / 6 mm	1/4" NPT	1/4 (6)	2.1 (.9)	13.3 (338)	4.6 (117)
56755	.4 (298)	25,000	80 dB(A)	21 (595)	1/4" / 6 mm	1/4" NPT	1/4 (6)	1.4 (.6)	10.6 (268)	4.6 (117)

Tune-Up Kit: Right Angle: No. 96179; 56727: No. 96174; 56751: No. 96173; 56723, 56755: No. 96049 (page 267)

Additional Specifications: Air Pressure 90 PSIG (6.2 Bar)

Vacuum Die Grinders

.7 hp & 1 hp • Connect to Central Vacuum System



COLLET INSERTS
PAGE 51

DYNAJET
PAGE 224

Rapid Material Removal with Source Capture

- .7 hp (522 W) and 1 hp (744 W) Vacuum Die Grinders are utilized for rapid material removal, precise finishing, polishing, deburring, and removal of parting lines and flash.
- For use on **non-metallic materials**, such as fiberglass, carbon fiber, and composites.
- Each model includes urethane Vacuum Shroud for efficient capture of dust, debris, and contaminants such as Hexavalent Chromium.
- Also includes Vacuum Sleeve, which can be easily trimmed to accommodate the length of the accessory. Sleeve can be trimmed horizontally or vertically, and is also removable.

FOR USE WITH
Carbide Burrs, Rotary Files,
Mounted Points and Discs
SEE PAGE 251



Straight-Line Model, .7 hp

Model 56759

15,000 RPM, 1/4" & 6 mm Collets

7° Offset Model, .7 hp

Model 56739

18,000 RPM,
1/4" & 6 mm Collets

Model 56739



Vacuum Sleeve can be trimmed, horizontally or vertically, to accommodate accessory or workpiece! (Also removable.)



Straight-Line Models, 1 hp

Model 56743

12,000 RPM, 1/4" & 6 mm Collets

Model 56747

20,000 RPM, 1/4" & 6 mm Collets



All models includes Conductive Hose & Cuffs, to shield operator from electrostatic discharge (ESD).

Model Number	Motor hp (W)	Motor RPM	Sound Level	Maximum Air Flow SCFM (L/Min)	Collet Size	Air Inlet Thread	Air Hose I.D. Inch (mm)	Weight Pound (kg)	Length Inch (mm)	Height Inch (mm)
56739	.7 (522)	18,000	81 dB(A)	32 (906)	1/4" / 6 mm	1/4" NPT	1/4 (6)	2.5 (1.1)	10 (254)	8.1 (206)
56759	.7 (522)	15,000	82 dB(A)	35 (850)	1/4" / 6 mm	1/4" NPT	1/4 (6)	2.6 (1.2)	13.9 (353)	4.6 (118)
56743	1 (744)	12,000	77 dB(A)	38 (1,085)	1/4" / 6 mm	1/4" NPT	1/4 (6)	2.8 (1.3)	14.3 (363)	4.6 (118)
56747	1 (744)	20,000	83 dB(A)	41 (1,161)	1/4" / 6 mm	3/8" NPT	1/4 (6)	2.8 (1.3)	14.3 (363)	4.6 (118)

Tune-Up Kit: 56759: No. 96529; 56739: No. 96045; 56743, 56747: No. 96532 (page 267) • Additional Specifications: Air Pressure 90 PSIG (6.2 Bar)



DYNABRADE

DISC SANDERS

Non-Vacuum Models

2" Dia. Disc Sanders	72
3" Dia. Disc Sanders	74
3" - 4" Dia. Disc Sanders	75
4" - 5" Dia. Disc Sanders	76
4", 4-1/2" Dia. Disc Sanders	78
4-1/2" - 5" Dia. Disc Sanders	79
5", 7" Dia. Disc Sanders	80
7" Dia. Disc Sanders	81
Right Angle Wet Sander	83

Vacuum Models

2" Dia. Vacuum Disc Sanders.....	85
3" Dia. Vacuum Disc Sanders.....	87
5" Dia. Vacuum Disc Sanders.....	89
7" Dia. Vacuum Disc Sander	90
<i>Systems & Solutions</i>	91



DISC SANDERS

2" Dia. Disc Sanders

.33 hp and .4 hp Models



DISC PADS
PAGE 242

ACCESSORIES
PAGE 222

High-Quality Air-Powered Disc Sanders

FOR ABRASIVE DISCS
2" (51 mm) diameter
SEE PAGE 279

Right Angle, .33 hp, Gearless, Rear Exhaust

Model 52590 18,000 RPM

- Includes 51345 Locking-Type Pad (2" diameter).
- Also accepts 3" diameter disc pads, sold separately.
- Features standard muffler for more compact design.
- Tool combines top efficiency with great value.



Model 52590



Important: Speed of tool must not exceed maximum operating speed of accessory.

Model Number	Motor hp (W)	Motor RPM	Sound Level	Maximum Air Flow SCFM (L/Min)	Hose I.D. Size Inch (mm)	Air Inlet Thread	Tool Thread	Weight Pound (kg)	Length Inch (mm)	Height Inch (mm)
52590	.33 (246)	15,000	77 dB(A)	20 (567)	1/4 (6)	1/4" NPT	3/8"-24 Female	1.9 (0.9)	4-1/2 (114)	3-7/8 (98)

Tune-Up Kit: No. 96505 (page 267) • Additional Specifications: Air Pressure 90 PSIG (6.2 Bar)


Angle-Head, .4 hp, Rear Exhaust

Model 49410 3,200 RPM

- Tool has 1/4"-28 female thread. Comes mounted with 54021 Adapter for pads with 1/4"-20 female thread.
- Includes 50107 Pad (2" diameter) for PSA (adhesive backed) abrasive discs.
- Governor-controlled motor maintains speed under load.
- Extended rear exhaust muffler; safety-lock lever included.
- Optional 54030 Rotary Sanding Head permits locking-type male thread pad to be mounted.
- Optional 54585 Side Handle available.



Model 49410



The use of a Filter-Regulator-Lubricator will increase tool performance, extend tool life and lessen repair costs. (See page 224.)



Model Number	Motor hp (W)	Motor RPM	Sound Level	Maximum Air Flow SCFM (L/Min)	Hose I.D. Size Inch (mm)	Air Inlet Thread	Tool Thread	Weight Pound (kg)	Length Inch (mm)	Height Inch (mm)
49410	.4 (298)	3,200	78 dB(A)	26 (736)	1/4 (6)	1/4" NPT	1/4"-28 Female	1.9 (0.9)	12.5 (319)	2.6 (65)

Tune-Up Kit: No. 96541 (page 267) • Additional Specifications: Air Pressure 90 PSIG (6.2 Bar)

7° Offset, .4 hp, Rear Exhaust

- Includes 51344 Locking-Type Pad (2" diameter).
- Handle is offset 7° for greater operator comfort and control.
- Gearless for reduced maintenance and down-time.

Model 48500 25,000 RPM

- Extended muffler design.

Model 48503 25,000 RPM

- Features **standard muffler** for more compact design.



Model 48503



See page 85 for
VACUUM Models!

Important: Speed of tool must not exceed maximum operating speed of accessory.

Model Number	Motor hp (W)	Motor RPM	Sound Level	Maximum Air Flow SCFM (L/Min)	Hose I.D. Size Inch (mm)	Air Inlet Thread	Tool Thread	Weight Pound (kg)	Length Inch (mm)	Height Inch (mm)
48500	.4 (298)	25,000	73 dB(A)	23 (650)	1/4 (6)	1/4" NPT	1/4"-20 Male	1.3 (0.6)	8.7 (222)	3.9 (98)
48503	.4 (298)	25,000	73 dB(A)	23 (650)	1/4 (6)	1/4" NPT	1/4"-20 Male	1.1 (.5)	7.2 (183)	3.9 (98)

Tune-Up Kit: No. 96541 (page 267) • Additional Specifications: Air Pressure 90 PSIG (6.2 Bar)

2" Dia. Disc Sanders

.4 hp and .5 hp Models



DISC PADS
PAGE 242

ACCESSORIES
PAGE 222

High-Quality Air-Powered Disc Sanders

Right Angle, .4 hp, Front Exhaust

- Includes 51344 Locking-Type Pad (2" diameter).
- Also accepts 3" diameter pads, sold separately.
- Governor-controlled motor maintains speed under load.


Model 47820 12,000 RPM

Model 47821 15,000 RPM

Model 47822 20,000 RPM



Model 47821



FOR ABRASIVE DISCS
2" (51 mm) and
3" (76 mm) diameters
SEE PAGE 279

Motor Tune-Up Kits will extend the life of an air tool when used with a preventative maintenance schedule.

Model Number	Motor hp (W)	Motor RPM	Sound Level	Maximum Air Flow SCFM (L/Min)	Hose I.D. Size Inch (mm)	Air Inlet Thread	Tool Thread	Weight Pound (kg)	Length Inch (mm)	Height Inch (mm)
47820	.4 (298)	12,000	85 dB(A)	25 (708)	1/4 (6)	1/4" NPT	1/4"-20 Male	1.1 (0.5)	4.4 (111)	3.5 (89)
47821	.4 (298)	15,000	85 dB(A)	25 (708)	1/4 (6)	1/4" NPT	1/4"-20 Male	1.1 (0.5)	4.4 (111)	3.5 (89)
47822	.4 (298)	20,000	84 dB(A)	25 (708)	1/4 (6)	1/4" NPT	1/4"-20 Male	1.1 (0.5)	4.4 (111)	3.5 (89)

Tune-Up Kit: No. 96541 (page 267) • Additional Specifications: Air Pressure 90 PSIG (6.2 Bar)

Right Angle, .4 hp, Rear Exhaust

- Includes 51344 Locking-Type Pad (2" diameter).
- Also accepts 3" diameter pads, sold separately.
- Governor-controlled motor maintains speed under load.

Model 48520
12,000 RPM, Extended Muffler

Model 48521
15,000 RPM, Extended Muffler

Model 48522
20,000 RPM, Extended Muffler

Model 48540
12,000 RPM, Standard Muffler

Model 48541
15,000 RPM, Standard Muffler

Model 48542
20,000 RPM, Standard Muffler



Model 48520

See page 86 for
VACUUM Models!

Model Number	Motor hp (W)	Motor RPM	Sound Level	Maximum Air Flow SCFM (L/Min)	Hose I.D. Size Inch (mm)	Air Inlet Thread	Tool Thread	Weight Pound (kg)	Length Inch (mm)	Height Inch (mm)
48520	.4 (298)	12,000	76 dB(A)	27 (765)	1/4 (6)	1/4" NPT	1/4"-20 Male	1.3 (0.6)	8.2 (208)	3.5 (89)
48521	.4 (298)	15,000	79 dB(A)	27 (765)	1/4 (6)	1/4" NPT	1/4"-20 Male	1.3 (0.6)	8.2 (208)	3.5 (89)
48522	.4 (298)	20,000	78 dB(A)	27 (765)	1/4 (6)	1/4" NPT	1/4"-20 Male	1.3 (0.6)	8.2 (208)	3.5 (89)
48540	.4 (298)	12,000	81 dB(A)	27 (765)	1/4 (6)	1/4" NPT	1/4"-20 Male	1.1 (0.5)	4.9 (124)	3.5 (89)
48541	.4 (298)	15,000	83 dB(A)	27 (765)	1/4 (6)	1/4" NPT	1/4"-20 Male	1.1 (0.5)	4.9 (124)	3.5 (89)
48542	.4 (298)	20,000	81 dB(A)	27 (765)	1/4 (6)	1/4" NPT	1/4"-20 Male	1.1 (0.5)	4.9 (124)	3.5 (89)

Tune-Up Kit: No. 96541 (page 267) • Additional Specifications: Air Pressure 90 PSIG (6.2 Bar)

7° Offset, .5 hp

- All models include 51344 Locking-Type Pad (2" diameter).
- Also accept 3" diameter pads, sold separately.

Model 52400 15,000 RPM, Front Exhaust

Model 52402 20,000 RPM, Front Exhaust

Model 52405 20,000 RPM, Rear Exhaust

- Extended muffler design.



Model 52405

Model Number	Motor hp (W)	Motor RPM	Sound Level	Maximum Air Flow SCFM (L/Min)	Hose I.D. Size Inch (mm)	Air Inlet Thread	Tool Thread	Weight Pound (kg)	Length Inch (mm)	Height Inch (mm)
52400	.5 (373)	15,000	77 dB(A)	26 (736)	3/8 (10)	1/4" NPT	1/4"-20 Male	1.7 (0.8)	6 (152)	5-1/2 (140)
52402	.5 (373)	20,000	79 dB(A)	28 (793)	3/8 (10)	1/4" NPT	1/4"-20 Male	1.7 (0.8)	6 (152)	5-1/2 (140)
52405	.5 (373)	20,000	76 dB(A)	25 (793)	3/8 (10)	1/4" NPT	1/4"-20 Male	2.3 (1.0)	8-1/8 (206)	5-1/2 (140)

Tune-Up Kit: No. 96044 (page 267) • Additional Specifications: Air Pressure 90 PSIG (6.2 Bar)

3" Dia. Disc Sanders

.4 hp, .55 hp and .7 hp Models



DISC PADS
PAGE 242

ACCESSORIES
PAGE 222

High-Quality Air-Powered Disc Sanders

Right Angle, .4 hp, Rear Exhaust

- Includes 51346 Locking-Type Pad (3" diameter).
- Extended muffler design.

Model 48530 12,000 RPM

Model 48531 15,000 RPM

Model 48532 20,000 RPM

See page 87-88 for
VACUUM Models!



FOR ABRASIVE DISCS
3" (76 mm) diameter
SEE PAGE 279



Model Number	Motor hp (W)	Motor RPM	Sound Level	Maximum Air Flow SCFM (L/Min)	Hose I.D. Size Inch (mm)	Air Inlet Thread	Tool Thread	Weight Pound (kg)	Length Inch (mm)	Height Inch (mm)
48530	.4 (298)	12,000	81 dB(A)	21 (595)	1/4 (6)	1/4" NPT	1/4"-20 Male	1.2 (0.5)	7-3/8 (187)	3-1/8 (79)
48531	.4 (298)	15,000	80 dB(A)	21 (595)	1/4 (6)	1/4" NPT	1/4"-20 Male	1.2 (0.5)	7-3/8 (187)	3-1/8 (79)
48532	.4 (298)	20,000	83 dB(A)	21 (595)	1/4 (6)	1/4" NPT	1/4"-20 Male	1.2 (0.5)	7-3/8 (187)	3-1/8 (79)

Tune-Up Kit: No. 96541 (page 267) • Additional Specifications: Air Pressure 90 PSIG (6.2 Bar)

Right Angle, .55 hp, Gearless, Rear Exhaust

- Includes 51347 Locking-Type Pad (3" diameter).
- Removable side handle.
- Optional safety-lock lever available.
- Tool combines top efficiency with great value.

Model 52557 15,000 RPM, Extended Muffler

Model 52558 15,000 RPM, Standard Muffler



Model Number	Motor hp (W)	Motor RPM	Sound Level	Maximum Air Flow SCFM (L/Min)	Hose I.D. Size Inch (mm)	Air Inlet Thread	Tool Thread	Weight Pound (kg)	Length Inch (mm)	Height Inch (mm)
52557	.55 (410)	15,000	75 dB(A)	33 (934)	3/8 (10)	1/4" NPT	3/8"-24 Male	1.9 (0.8)	6 (152)	3-7/8 (98)
52558	.55 (410)	15,000	84 dB(A)	33 (934)	3/8 (10)	1/4" NPT	3/8"-24 Male	1.9 (0.8)	4-1/2 (114)	3-7/8 (98)

Tune-Up Kit: No. 96522 (page 267) • Additional Specifications: Air Pressure 90 PSIG (6.2 Bar)

7° Offset, .7 hp, Gearless

- Includes 51347 Locking-Type Pad (3" diameter).
- Removable side handle.

Model 52410 15,000 RPM, Front Exhaust

Model 52412 20,000 RPM, Front Exhaust

Model 52413 15,000 RPM, Rear Exhaust

Model 52415 20,000 RPM, Rear Exhaust

- Extended muffler design (52413 and 52415 only).



Model Number	Motor hp (W)	Motor RPM	Sound Level	Maximum Air Flow SCFM (L/Min)	Hose I.D. Size Inch (mm)	Air Inlet Thread	Tool Thread	Weight Pound (kg)	Length Inch (mm)	Height Inch (mm)
52410	.7 (522)	15,000	92 dB(A)	32 (906)	3/8 (10)	1/4" NPT	3/8"-24 Male	2.0 (0.9)	6 (152)	5-1/2 (140)
52412	.7 (522)	20,000	90 dB(A)	36 (1,019)	3/8 (10)	1/4" NPT	3/8"-24 Male	2.0 (0.9)	6 (152)	5-1/2 (140)
52413	.7 (522)	15,000	74 dB(A)	32 (906)	3/8 (10)	1/4" NPT	3/8"-24 Male	2.3 (1.0)	8-1/8 (206)	5-1/2 (140)
52415	.7 (522)	20,000	74 dB(A)	35 (991)	3/8 (10)	1/4" NPT	3/8"-24 Male	2.3 (1.0)	8-1/8 (206)	5-1/2 (140)

Tune-Up Kit: No. 96045 (page 267) • Additional Specifications: Air Pressure 90 PSIG (6.2 Bar)

DISC SANDERS

3" - 4" Dia. Disc Sanders

.7 hp, Right Angle Models, Rear Exhaust



DISC PADS
PAGE 242

ACCESSORIES
PAGE 222

Ideal for quick weld removal, metal beveling in weld preparation, deburring and deflashing, surface conditioning and paint removal. Ergonomic tools accept locking-type abrasive discs (coated and non-woven nylon).

FOR ABRASIVE DISCS
3" (76 mm) and
4" (102 mm) diameters
SEE PAGE 279

Composite Housing Models

- Offered in standard and extended tool body lengths.
- Thermal-insulated handle reduces cold air transmission to operator.
- Tools include lightweight aluminum head.
- Safety-lock throttle lever prevents accidental startup of tool.

Model 54400

18,000 RPM, 3" Dia.

- Includes 51347 medium density locking-type backup pad, 3" (76 mm) dia.

Model 54403

18,000 RPM, 3" Dia., Extended

- Allows additional reach of 3-3/8" (86 mm)!
- Includes 51347 medium density locking-type backup pad, 3" (76 mm) dia.

Model 54406

12,000 RPM, 4" Dia.

- Includes 50192 hard density locking-type backup pad, 4" (102 mm) dia.

Model 54409

12,000 RPM, 4" Dia., Extended

- Allows additional reach of 3-3/8" (86 mm)!
- Includes 50192 hard density locking-type backup pad, 4" (102 mm) dia.



Model Number	Motor hp (W)	Motor RPM	Sound Level	Maximum Air Flow SCFM (L/Min)	Pad Diameter Inch (mm)	Tool Housing	Air Inlet Thread	Weight Pound (kg)	Length Inch (mm)	Height Inch (mm)
54400	.7 (522)	18,000	83 dB(A)	41 (1,161)	3 (76)	Composite	1/4" NPT	2.3 (1)	8-1/2 (216)	3-1/2 (89)
54403	.7 (522)	18,000	81 dB(A)	41 (1,161)	3 (76)	Composite	1/4" NPT	3.2 (1.4)	12 (302)	3-1/2 (89)
54406	.7 (522)	12,000	79 dB(A)	40 (1,133)	4 (102)	Composite	1/4" NPT	2.4 (1)	9 (229)	3-9/16 (91)
54409	.7 (522)	12,000	81 dB(A)	40 (1,133)	4 (102)	Composite	1/4" NPT	3.3 (1.4)	12-1/2 (316)	3-9/16 (91)

Tune-Up Kit: No. 96680 (page 267) • Spindle Thread 3/8"-24 male; Hose I.D. Size 3/8" (10 mm); Air Pressure 90 PSIG (6.2 Bar)

Steel Housing Models

- Rugged steel housing and head for increased durability in abusive environments.
- Offered in standard and extended tool body lengths.
- Thermal-insulated handle reduces cold air transmission to operator.
- Safety-lock throttle lever prevents accidental starting of tool.

Model 54421

18,000 RPM, 3" Dia.

- Includes 51347 medium density locking-type backup pad, 3" (76 mm) dia.

Model 54424

18,000 RPM, 3" Dia., Extended

- Allows additional reach of 3-3/8" (86 mm)!
- Includes 51347 medium density locking-type backup pad, 3" (76 mm) dia.

Model 54427

12,000 RPM, 4" Dia.

- Includes 50192 hard density locking-type backup pad, 4" (102 mm) dia.

Model 54430

12,000 RPM, 4" Dia., Extended

- Allows additional reach of 3-3/8" (86 mm)!
- Includes 50192 hard density locking-type backup pad, 4" (102 mm) dia.



Model Number	Motor hp (W)	Motor RPM	Sound Level	Maximum Air Flow SCFM (L/Min)	Pad Diameter Inch (mm)	Tool Housing	Air Inlet Thread	Weight Pound (kg)	Length Inch (mm)	Height Inch (mm)
54421	.7 (522)	18,000	81 dB(A)	41 (1,161)	3 (76)	Steel	1/4" NPT	3.1 (1.4)	8-3/4 (223)	3-1/2 (89)
54424	.7 (522)	18,000	80 dB(A)	41 (1,161)	3 (76)	Steel	1/4" NPT	3.9 (1.8)	12-1/8 (308)	3-1/2 (89)
54427	.7 (522)	12,000	78 dB(A)	40 (1,133)	4 (102)	Steel	1/4" NPT	3.2 (1.4)	9-1/4 (235)	3-9/16 (91)
54430	.7 (522)	12,000	78 dB(A)	40 (1,133)	4 (102)	Steel	1/4" NPT	3.9 (1.8)	12-5/8 (321)	3-9/16 (91)

Tune-Up Kit: No. 98623 (page 267) • Spindle Thread 3/8"-24 male; Hose I.D. Size 3/8" (10 mm); Air Pressure 90 PSIG (6.2 Bar)

DISC SANDERS

4"-5" Dia. Disc Sanders

1.3 hp, Right Angle Models



DISC PADS
PAGE 242

ACCESSORIES
PAGE 222

Dynabrade's 1.3 hp (970 W) Right Angle Disc Sanders offer countless material removal solutions to industries such as metal/stainless steel fabrication, composites, masonry, ironwork and general welding. Designed to the Dynabrade standard of excellence, these tools offer a wide array of features to increase efficiency and maximize operator comfort!

FOR ABRASIVE DISCS
4", 4-1/2" and 5" diameters
(102 mm, 114 mm, 127 mm)
SEE PAGES 279-280

Vibration Dampening Side Handle

Specially designed to reduce vibration transfer to operator. Removable for left or right hand use.

Rotational Exhaust System

Rotates a full 360° to ensure that exhaust is directed away from operator.

Safety-Lock Throttle Lever

Prevents accidental start-up of tool. Lever has no sharp edges or "pinch points."

Cast Aluminum Construction

Tool housing and handle made of solid cast aluminum.

"Wick Lube" System for Longer Gear Life

Extends gear life with simple lubrication. All models include 95848 Gear Oil and 95541 Gear Oil Gun.



52634 Disc Sander shown with optional 50281 Rubber Molded Backing Pad (see page 242).

Insulated Throttle Handle

Reduces cold air transmission to operator's hand. Handle position is adjustable, increasing comfort and efficiency.

Robust 1.3 hp Air Motor


1.3 hp (970 W) governor-controlled air motor delivers powerful, efficient performance.

Convenient Spindle Lock


Allows quick and easy change of grinding wheel or abrasive disc. Less downtime!



52634 Disc Sander offers efficient material removal on a variety of surfaces.



Dynaswivel® air line connector is ideal for use with most air tools. It improves tool maneuverability, minimizes operator fatigue and extends hose life. (See page 223.)



The use of a Filter-Regulator-Lubricator will increase tool performance, extend tool life and lessen repair costs. (See page 224.)



4" - 5" Dia. Disc Sanders

1.3 hp, Right Angle Models



DISC PADS
PAGE 242

ACCESSORIES
PAGE 222

*Grind Sheet Metal, Fiberglass, Composites, Carbon Fiber
Sand, Deburr Metal Parts • Surface Condition • Remove Mill Finish
Finish Aluminum • Remove Paint and Rust*

FOR ABRASIVE DISCS
4", 4-1/2" and 5" diameters
(102 mm, 114 mm, 127 mm)
SEE PAGES 279-280

Model 52631

**4" (102 mm) Diameter, 12,000 RPM
3/8"-24 Spindle Thread**

- Includes 50192 locking-type Backing Pad, 4" (102 mm) in diameter (see page 242).
- Accepts optional 4" (102 mm) diameter locking-type Abrasive Discs.



Model 52631



Model 52631

Model Number	Motor hp (W)	Motor RPM	Sound Level	Maximum Air Flow SCFM (L/Min)	Hose I.D. Size Inch (mm)	Air Inlet Thread	Tool Thread	Weight Pound (kg)	Length Inch (mm)	Height Inch (mm)
52631	1.3 (970)	12,000	79 dB(A)	43 (1,218)	3/8 (10)	3/8" NPT	3/8"-24 Male	4.3 (1.9)	10 (254)	3.3 (84)

Tune-Up Kit: No. 96100 (page 267) • Additional Specifications: Air Pressure 90 PSIG (6.2 Bar)

Model 52634

**4-1/2" (114 mm) Diameter
12,000 RPM, 5/8"-11 Spindle Thread**

- Includes 51148 Backing Pad, 4-1/2" (114 mm) diameter, plus mounting hardware.
- Accepts optional 4-1/2" (114 mm) diameter Abrasive Discs with 7/8" (22 mm) center hole.



Model 52634

*Shown with optional
50281 Rubber
Molded Backing
Pad (see page 242).*



**WATCH Tool
at Work!**



Model 52634

Model Number	Motor hp (W)	Motor RPM	Sound Level	Maximum Air Flow SCFM (L/Min)	Hose I.D. Size Inch (mm)	Air Inlet Thread	Tool Thread	Weight Pound (kg)	Length Inch (mm)	Height Inch (mm)
52634	1.3 (970)	12,000	79 dB(A)	43 (1,218)	3/8 (10)	3/8" NPT	5/8"-11 Male	4.4 (2)	10 (254)	3.3 (84)

Tune-Up Kit: No. 96100 (page 267) • Additional Specifications: Air Pressure 90 PSIG (6.2 Bar)

Model 52635

**5" (127 mm) Diameter, 12,000 RPM
5/8"-11 Spindle Thread**

- Includes 51150 Backing Pad, 5" (127 mm) diameter, plus mounting hardware.
- Accepts optional 5" (127 mm) diameter Abrasive Discs with 7/8" (22 mm) center hole.



Model 52635

**See page 89 for
VACUUM Model!**



Model 52635

Model Number	Motor hp (W)	Motor RPM	Sound Level	Maximum Air Flow SCFM (L/Min)	Hose I.D. Size Inch (mm)	Air Inlet Thread	Tool Thread	Weight Pound (kg)	Length Inch (mm)	Height Inch (mm)
52635	1.3 (970)	12,000	79 dB(A)	43 (1,218)	3/8 (10)	3/8" NPT	5/8"-11 Male	4.4 (2)	10 (254)	3.3 (84)

Tune-Up Kit: No. 96100 (page 267) • Additional Specifications: Air Pressure 90 PSIG (6.2 Bar)

4" & 4-1/2" Dia. Disc Sanders

.55 hp and .7 hp Models



DISC PADS
PAGE 242

ACCESSORIES
PAGE 222

High-Quality Air-Powered Disc Sanders

FOR ABRASIVE DISCS
4" (102 mm),
4-1/2" (114 mm) diameters
SEE PAGES 279-280

Model 50324 11,000 RPM, 4" Diameter, Pistol Grip, .7 hp, Gearless, Rear Exhaust

- Includes 50192 Locking-Type Pad (4" diameter); pad mounts to tool spindle without adapters.
- Governor speed control maintains RPM under load.
- Gearless for reduced maintenance and down-time.
- Removable side handle.



Model 50324



Gearless



Model 50324

Model Number	Motor hp (W)	Motor RPM	Sound Level	Maximum Air Flow SCFM (L/Min)	Hose I.D. Size Inch (mm)	Air Inlet Thread	Tool Thread	Weight Pound (kg)	Length Inch (mm)	Height Inch (mm)
50324	.7 (522)	11,000	76 dB(A)	32 (906)	3/8 (10)	1/4" NPT	3/8"-24 Male	2.2 (1.0)	6-5/8 (168)	5-5/8 (143)

Tune-Up Kit: No. 96047 (page 267) • Additional Specifications: Air Pressure 90 PSIG (6.2 Bar)

4-1/2" Diameter, Right Angle, .55 hp

- .55 hp models are ideal for light duty applications on metal, fiberglass and more.
- Gearless for reduced maintenance and downtime.
- Disc mount and flange nut included; 7/8" center hole abrasives are flange-mounted. Rear exhaust.
- All models include safety-lock throttle lever.

Model 52515 15,000 RPM, 5/8"-11 Thread

- Includes 50267 Disc Pad (4-1/2" diameter).

Model 52516 15,000 RPM, 5/8"-11 Thread

- Includes 50267 Disc Pad and 07184 Guard.

Model 52518 15,000 RPM, M14x2 Thread

- Includes 07184 Guard. (Disc Pad not included.)




Model 52515



Gearless



Model 52515



The use of a Filter-Regulator-Lubricator will increase tool performance, extend tool life and lessen repair costs. (See page 224.)



Model Number	Motor hp (W)	Motor RPM	Sound Level	Maximum Air Flow SCFM (L/Min)	Hose I.D. Size Inch (mm)	Air Inlet Thread	Tool Thread	Weight Pound (kg)	Length Inch (mm)	Height Inch (mm)
52515	.55 (410)	15,000	83 dB(A)	33 (934)	3/8 (10)	1/4" NPT	5/8"-11 Male	1.9 (0.8)	6 (152)	3-7/8 (98)
52516	.55 (410)	15,000	83 dB(A)	33 (934)	3/8 (10)	1/4" NPT	5/8"-11 Male	1.9 (0.8)	6 (152)	3-7/8 (98)
52518	.55 (410)	15,000	83 dB(A)	33 (934)	3/8 (10)	1/4" NPT	M14x2	1.9 (0.8)	6 (152)	3-7/8 (98)

Tune-Up Kit: No. 96522 (page 267) • Additional Specifications: Air Pressure 90 PSIG (6.2 Bar)

4-1/2" - 5" Dia. Disc Sanders

.7 hp and 1 hp Models



DISC PADS
PAGE 242

ACCESSORIES
PAGE 222

High-Quality Air-Powered Disc Sanders

FOR ABRASIVE DISCS
4-1/2" (114 mm) to
5" (127 mm) diameters
SEE PAGE 280

Pistol Grip, .7 hp, Rear Exhaust

- Each model includes 50267 Disc Pad Assembly for center-hole abrasive discs, 4-1/2" to 5" in diameter.
- Gearless motor for reduced maintenance and downtime.
- Governor-controlled to maintain RPM under heavy load.
- Removable side handle.

Model 50320 8,000 RPM

Model 50321 11,000 RPM



Model 50320



Dynaswivel® air line connector is ideal for use with most air tools. It improves tool maneuverability, minimizes operator fatigue and extends hose life. (See page 223.)



Right: 50321 Pistol-Grip Disc Sander quickly and effectively removes excess fiberglass.



Model 50321

DISC SANDERS

Model Number	Motor hp (W)	Motor RPM	Sound Level	Maximum Air Flow SCFM (L/Min)	Hose I.D. Size Inch (mm)	Air Inlet Thread	Tool Thread	Weight Pound (kg)	Length Inch (mm)	Height Inch (mm)
50320	.7 (522)	8,000	72 dB(A)	30 (850)	3/8 (10)	1/4" NPT	5/8"-11 Male	2.2 (1.0)	6-5/8 (168)	5-5/8 (143)
50321	.7 (522)	11,000	76 dB(A)	32 (906)	3/8 (10)	1/4" NPT	5/8"-11 Male	2.2 (1.0)	6-5/8 (168)	5-5/8 (143)

Tune-Up Kit: No. 96047 (page 267) • Additional Specifications: Air Pressure 90 PSIG (6.2 Bar)

Right Angle, 1 hp, Rear Exhaust

- Extended muffler for reduced sound levels.
- Reversible side handle for left or right hand operation.

5/8"-11 Thread Models

Model 52562 9,000 RPM

- Includes 51150 Disc Pad Assembly.
- 5" diameter.

Model 52561 11,000 RPM

- Includes 51148 Disc Pad Assembly.
- 4-1/2" diameter.

M14 Male Thread Models

- Ideal for use with 115 mm-127 mm diameter Disc Pads with M14 female thread (sold separately).

Model 52564 9,000 RPM

Model 52565 11,000 RPM



Model 52561

Model Number	Motor hp (W)	Motor RPM	Sound Level	Maximum Air Flow SCFM (L/Min)	Hose I.D. Size Inch (mm)	Air Inlet Thread	Tool Thread	Weight Pound (kg)	Length Inch (mm)	Height Inch (mm)
52561	1 (744)	11,000	76 dB(A)	41 (1,172)	3/8 (10)	3/8" NPT	5/8"-11 Male	4 (1.8)	11-11/16 (296)	3-3/4 (95)
52562	1 (744)	9,000	77 dB(A)	39 (1,116)	3/8 (10)	3/8" NPT	5/8"-11 Male	4 (1.8)	11-11/16 (296)	3-3/4 (95)
52564	1 (744)	9,000	77 dB(A)	39 (1,116)	3/8 (10)	3/8" NPT	M14x2 Male	4 (1.8)	11-11/16 (296)	3-3/4 (95)
52565	1 (744)	11,000	76 dB(A)	41 (1,172)	3/8 (10)	3/8" NPT	M14x2 Male	4 (1.8)	11-11/16 (296)	3-3/4 (95)

Tune-Up Kit: No. 96532 (page 267) • Additional Specifications: Air Pressure 90 PSIG (6.2 Bar)

5" & 7" Dia. Disc Sanders

1 hp and 1.2 hp Models



DISC PADS
PAGE 242

ACCESSORIES
PAGE 222

High-Quality Air-Powered Disc Sanders

FOR ABRASIVE DISCS
5" (127 mm),
7" (178 mm) diameters
SEE PAGE 280

5" Diameter, Vertical, 1.2 hp, Side Exhaust

- Each model Includes 51150 Disc Pad Assembly (5" diameter).
- Powerful air motor is governor-controlled to maintain RPM under heavy load.
- Safety-lock throttle lever prevents accidental start-up.
- Side handle increases control and reduces hand fatigue.




Model 50307

Model 50304 8,500 RPM

Model 50307 11,000 RPM



Model 50304



95462 Dynaswivel® air line connector is ideal for use with these tools. Dynaswivel® improves tool maneuverability, minimizes operator fatigue and extends hose life. (See page 223.)




Model Number	Motor hp (W)	Motor RPM	Sound Level	Maximum Air Flow SCFM (L/Min)	Hose I.D. Size Inch (mm)	Air Inlet Thread	Tool Thread	Weight Pound (kg)	Length Inch (mm)	Height Inch (mm)
50304	1.2 (895)	8,500	71 dB(A)	32 (906)	1/2 (13)	1/2" NPT	5/8"-11 Male	4.0 (1.8)	8 (203)	6 (152)
50307	1.2 (895)	11,000	75 dB(A)	36 (1,020)	1/2 (13)	1/2" NPT	5/8"-11 Male	4.0 (1.8)	8 (203)	6 (152)

Tune-Up Kit: No. 96041 (page 267) • Additional Specifications: Air Pressure 90 PSIG (6.2 Bar)

Model 52563 7" Diameter, 1 hp, Right Angle, 6,000 RPM, Rear Exhaust

- Includes 51151 Disc Pad Assembly (7" diameter).
- Air motor is governor-controlled to maintain RPM under heavy load.
- Lubricated gears increase durability.
- Side handle is reversible for left or right hand operation.
- Safety-lock throttle lever included.



Model 52563

Model Number	Motor hp (W)	Motor RPM	Sound Level	Maximum Air Flow SCFM (L/Min)	Hose I.D. Size Inch (mm)	Air Inlet Thread	Tool Thread	Weight Pound (kg)	Length Inch (mm)	Height Inch (mm)
52563	1 (744)	6,000	80 dB(A)	40 (1,127)	3/8 (10)	3/8" NPT	5/8"-11 Male	4.1 (1.8)	11-11/16 (296)	3-3/4 (95)

Tune-Up Kit: No. 96532 (page 267) • Additional Specifications: Air Pressure 90 PSIG (6.2 Bar)

7" Dia. Disc Sanders

1.3 hp Model, Right Angle



DISC PADS
PAGE 242

ACCESSORIES
PAGE 222

Lightweight Tool Delivers BIG Power and Performance

FOR ABRASIVE DISCS
7" (178 mm) diameter
SEE PAGE 280

- *Ideal for grinding sheet metal, composites and carbon fiber. Perfect for large surfaces.*
- *Also utilized for sanding and deburring metal parts.*
- *Great for surface conditioning, plus removing paint, rust and mill finish.*

- Includes 51151 Backing Pad, 7" (178 mm) diameter, and flange.
- Tool accepts optional 7" (178 mm) diameter Abrasive Discs with 7/8" (22 mm) center hole.
- Quiet, robust air motor is governor-controlled to maintain consistent RPM under load.
- Convenient Spindle Lock allows quick and easy changing of backing pad or abrasive.
- "Wick Lube" System extends gear life with simple lubrication.
- Vibration dampening side handle is removable for left or right hand use.
- Exhaust system rotates 360° to ensure exhaust is always directed away from operator.
- Solid cast aluminum construction.
- Insulated throttle handle reduces cold air transmission to hand. Throttle Handle position is adjustable.



Model 52657

5/8"-11 Spindle Thread Models

Model 52657 6,000 RPM

Model 52802 7,200 RPM

Model 53868 8,500 RPM

M14x2 Spindle Thread Models

Model 52656 6,000 RPM

Model 53869 8,500 RPM



Model 52657

All models include 95848 Gear Oil and 95541 Gear Oil Gun. Simple lubrication extends gear life.

See page 90 for VACUUM Model!

Model Number	Motor hp (W)	Motor RPM	Sound Level	Maximum Air Flow SCFM (L/Min)	Hose I.D. Size Inch (mm)	Air Inlet Thread	Tool Thread	Weight Pound (kg)	Length Inch (mm)	Height Inch (mm)
52657	1.3 (969)	6,000	76 dB(A)	40 (1,138)	3/8 (10)	3/8" NPT	5/8"-11 Male	4.5 (2.0)	10 (255)	3-9/16 (90)
52802	1.3 (969)	7,200	78 dB(A)	40 (1,138)	3/8 (10)	3/8" NPT	5/8"-11 Male	4.5 (2.0)	10 (255)	3-9/16 (90)
53868	1.3 (969)	8,500	77 dB(A)	40 (1,138)	3/8 (10)	3/8" NPT	5/8"-11 Male	4.5 (2.0)	10 (255)	3-9/16 (90)
52656	1.3 (969)	6,000	76 dB(A)	40 (1,138)	3/8 (10)	3/8" NPT	M14x2	4.5 (2.0)	10 (255)	3-9/16 (90)
53869	1.3 (969)	8,500	79 dB(A)	40 (1,138)	3/8 (10)	3/8" NPT	M14x2	4.5 (2.0)	10 (255)	3-9/16 (90)

Tune-Up Kit: No. 96100 (page 267) • Additional Specifications: Air Pressure 90 PSIG (6.2 Bar)

7" Dia. Disc Sanders

2 hp and 3 hp Vertical Models



DISC PADS
PAGE 242

ACCESSORIES
PAGE 222

*Grind Sheet Metal, Fiberglass, Composites, Carbon Fiber
Sand, Deburr Metal Parts • Surface Condition • Remove Mill Finish
Finish Aluminum • Remove Paint & Rust*

FOR ABRASIVE DISCS
7" (178 mm) diameter
SEE PAGE 280

- **Governor-controlled air motor** maintains tool RPM under heavy load.
- **Overspeed shut-off feature** ensures maximum operator safety.
- Motor is gearless with less wearable parts, ensuring reduced maintenance and less downtime.
- Insulated tool handle minimizes cold air transmission to the hand. Handle position is adjustable for operator comfort.
- All models include safety-lock throttle lever.
- For peak performance, use of optional 95870 Air Hose (1/2" diameter) is recommended (see page 226).



2 hp (1,491 W) Models

- Each model includes 50283 Backup Pad, 7" (178 mm) in diameter (see page 242). Covers more area in less time!
- Pad accepts 7" (178 mm) diameter abrasive discs with 7/8" center hole, sold separately.



Model 53251
6,000 RPM

Model 53253
8,500 RPM

Model 53252
7,200 RPM



3 hp (2,237 W) Models

- Each model includes 50283 Backup Pad, 7" (178 mm) in diameter (see page 242). Covers more area in less time!
- Pad accepts 7" (178 mm) diameter abrasive discs with 7/8" center hole, sold separately.



Model 53261
6,000 RPM

Model 53263
8,500 RPM

Model 53262
7,200 RPM



Model Number	Motor hp (W)	Motor RPM	Sound Level	Maximum Air Flow SCFM (L/Min)	Hose I.D. Size Inch (mm)	Air Inlet Thread	Spindle Thread	Weight Pound (kg)	Length Inch (mm)	Height Inch (mm)
53251	2 (1,491)	6,000	81 dB(A)	80 (2,265)	1/2 (13)	1/2" NPT	5/8"-11 Male	7.9 (3.6)	9.4 (240)	5.8 (148)
53252	2 (1,491)	7,200	81 dB(A)	87 (2,464)	1/2 (13)	1/2" NPT	5/8"-11 Male	7.9 (3.6)	9.4 (240)	5.8 (148)
53253	2 (1,491)	8,500	80 dB(A)	84 (2,379)	1/2 (13)	1/2" NPT	5/8"-11 Male	7.9 (3.6)	9.4 (240)	5.8 (148)
53261	3 (2,237)	6,000	79 dB(A)	89 (2,520)	1/2 (13)	1/2" NPT	5/8"-11 Male	8.6 (3.9)	9.4 (240)	6.3 (160)
53262	3 (2,237)	7,200	82 dB(A)	98 (2,775)	1/2 (13)	1/2" NPT	5/8"-11 Male	8.6 (3.9)	9.4 (240)	6.3 (160)
53263	3 (2,237)	8,500	82 dB(A)	97 (2,747)	1/2 (13)	1/2" NPT	5/8"-11 Male	8.6 (3.9)	9.4 (240)	6.3 (160)

Tune-Up Kit: 2 hp Models – No. 96552; 3 hp Models – No. 96553 (page 267) • Additional Specifications: Air Pressure 90 PSIG (6.2 Bar)

Right Angle Wet Sander

Air-Powered Wet Rotary Sander

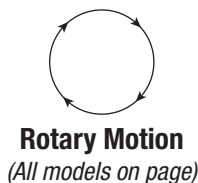


DISC PADS
PAGE 240

WET TANK
PAGE 255

For Slow-Speed Material Removal

- All models run 5", 6", or 8" diameter polishing pads. Pads sold separately.
- Accepts variety of abrasive products including surface conditioning discs and film-backed discs.
- Water is fed through the center of pad directly to the work surface, providing optimum flushing of work surface and pad. This prevents buildup of sanding residue on the disc, allowing the tool to be used efficiently in any position. Independent water rinse allows flushing of the work surface without starting the tool.
- High torque air motor with variable speed. Rear exhaust muffler reduces noise levels.
- Safety-lock throttle and soft-grip handle (adjusts to left or right hand).



Basic Models

- Includes pre-assembled hook-ups, 95848 Gear Oil (2.5 oz. tube) and 95541 Grease Gun.

Model 51474 0-2,000 RPM, 5/8"-11 Thread

Model 51602 0-2,000 RPM, M14 Thread

Model 51476 0-3,100 RPM, 5/8"-11 Thread

Model 51603 0-3,100 RPM, M14 Thread

Deluxe Models

- Includes pre-assembled hook-ups and overhose assembly to reduce sound level. Also includes 96323 Air Line (3/8"), 95848 Gear Oil (2.5 oz. tube) and 95541 Grease Gun.


Model 51479 0-2,000 RPM, 5/8"-11 Thread

Model 51604 0-2,000 RPM, M14 Thread

Model 51605 0-3,100 RPM, M14 Thread



As 51479 is run, water is fed through pad center directly to work surface.



After using your wet tool, wipe the tool down with a clean, dry rag and let dry. Then store the tool with the sanding pad face down.

Model Number	Motor hp (W)	Motor RPM	Pad Dia. Inch (mm)	Sound Level	Maximum Air Flow SCFM (L/Min)	Hose I.D. Size Inch (mm)	Air Inlet Thread	Tool Thread	Weight Pound (kg)	Length Inch (mm)	Height Inch (mm)
51474	.7 (522)	0-2,000	6 (152)	82 dB(A)	43 (1,218)	3/8 (10)	1/4" NPT	5/8"-11 Male	4.8 (2.2)	13 (330)	3-1/8 (79)
51476	.7 (522)	0-3,100	6 (152)	80 dB(A)	41 (1,161)	3/8 (10)	1/4" NPT	5/8"-11 Male	4.8 (2.2)	13 (330)	3-1/8 (79)
51479	.7 (522)	0-2,000	6 (152)	81 dB(A)	43 (1,218)	3/8 (10)	1/4" NPT	5/8"-11 Male	4.8 (2.2)	13 (330)	3-1/8 (79)
51602	.7 (522)	0-2,000	6 (152)	82 dB(A)	43 (1,218)	3/8 (10)	1/4" NPT	M14 Male	4.8 (2.2)	13 (330)	3-1/8 (79)
51603	.7 (522)	0-3,100	6 (152)	80 dB(A)	41 (1,161)	3/8 (10)	1/4" NPT	M14 Male	4.8 (2.2)	13 (330)	3-1/8 (79)
51604	.7 (522)	0-2,000	6 (152)	82 dB(A)	43 (1,218)	3/8 (10)	1/4" NPT	M14 Male	4.8 (2.2)	13 (330)	3-1/8 (79)
51605	.7 (522)	0-3,100	6 (152)	80 dB(A)	41 (1,161)	3/8 (10)	1/4" NPT	M14 Male	4.8 (2.2)	13 (330)	3-1/8 (79)

Tune-Up Kit: No. 96178 (page 267) • Additional Specifications: Air Pressure 90 PSIG (6.2 Bar)

2"-7" Dia. Vacuum Disc Sanders

7° Offset and Right Angle Models



VAC SHROUDS
PAGE 221

DISC PADS
PAGE 242

Dynabrade's Vacuum Disc Sanders offer efficient material removal on non-metallic surfaces such as carbon fiber, composites, fiberglass, painted aluminum, coated parts and more. As tool is sanding, unique Vacuum Shroud captures dust, debris and contaminants (including Hexavalent Chromium) to external vacuum source – ensuring cleaner, safer workplace. An essential tool family for nuclear plants, aerospace, automotive, marine and transportation industries.

FOR ABRASIVE DISCS
2", 3", 5" and 7" diameters
(25 mm, 76 mm, 127 mm, 178 mm)
SEE PAGES 279-280

DISC SANDERS



Model 51236
2" (51 mm) Dia.
Page 85



Model 51230
2" (51 mm) Dia.
Page 86



Model 50561
3" (76 mm) Dia.
Page 88



Model 52596
5" (127 mm) Dia.
Page 89



Model 52596
5" (127 mm) Dia.
Page 89

Customers Tell the Story

From a fiberglass tank manufacturer:


"We are extremely satisfied with these tools."

From a yacht manufacturer:

"Our operators are satisfied to the point where their sanding techniques now maximize the capture of contaminants."

From a fiberglass fabricator:

"Testing these tools has yielded excellent results."



2" Dia. Vacuum Disc Sanders

.4 hp, 7° Offset Models, Rear Exhaust



VAC SHROUDS
PAGE 221

DISC PADS
PAGE 242

Material Removal with Source Capture

FOR ABRASIVE DISCS
2" (25 mm) diameter
SEE PAGE 279


- Flexible, non-marring Vacuum Shroud is constructed of high-quality clear urethane.
- Vacuum Shroud allows capture of dust, debris and contaminants such as Hexavalent Chromium.
- For use on **non-metallic materials**, such as fiberglass and composites.
- Shroud angle of 6° ensures ideal surface contact, for maximum dust extraction.
- Gearless motor design for reduced maintenance and downtime.
- Low profile design – tool height of only 3-7/8" (98 mm).
- Safety-lock throttle lever is standard on all models.



Self-Generated Vacuum Model

Model 51235 25,000 RPM

- Includes 51344 Backing Pad, for 2" (51 mm) diameter locking-type abrasive discs.
- Utilizes tool's exhaust to create strong vacuum suction.
- 1" (25 mm) diameter vacuum port ready for connection to optional portable dust-collection system (see page 219).



Dynaswivel® air line connector is ideal for use with most air tools. It improves tool maneuverability, minimizes operator fatigue and extends hose life. (See page 223.)



Gearless

Model Number	Motor hp (W)	Motor RPM	Sound Level	Maximum Air Flow SCFM (L/Min)	Hose I.D. Size Inch (mm)	Air Inlet Thread	Tool Thread	Weight Pound (kg)	Length Inch (mm)	Height Inch (mm)
51235	.4 (298)	25,000	88 dB(A)	20 (556)	1/4 (6)	1/4" NPT	1/4"-20 Male	1.3 (0.6)	9-3/4 (249)	3-7/8 (98)

Tune-Up Kit: No. 96049 (page 267) • Additional Specifications: Air Pressure 90 PSIG (6.2 Bar)

Central Vacuum Model

Model 51236 25,000 RPM

- Includes 51344 Backing Pad, for 2" (51 mm) diameter locking-type abrasive discs.
- 1-1/4" (32 mm) diameter vacuum port allows connection to external or central vacuum system.



Vacuum Conversion Kits and Shrouds also Sold Separately! See Page 221.



Gearless

Model Number	Motor hp (W)	Motor RPM	Sound Level	Maximum Air Flow SCFM (L/Min)	Hose I.D. Size Inch (mm)	Air Inlet Thread	Tool Thread	Weight Pound (kg)	Length Inch (mm)	Height Inch (mm)
51236	.4 (298)	25,000	78 dB(A)	20 (556)	1/4 (6)	1/4" NPT	1/4"-20 Male	1.7 (0.7)	10-1/4 (261)	3-7/8 (98)

Tune-Up Kit: No. 96049 (page 267) • Additional Specifications: Air Pressure 90 PSIG (6.2 Bar)

DISC SANDERS

2" Dia. Vacuum Disc Sanders

.4 hp, Right Angle Models, Rear Exhaust



VAC SHROUDS
PAGE 221

DISC PADS
PAGE 242

Material Removal with Source Capture

- Flexible, non-marring Vacuum Shroud is constructed of high-quality clear urethane.
- Vacuum Shroud allows capture of dust, debris and contaminants such as Hexavalent Chromium.
- For use on **non-metallic materials**, such as fiberglass and composites.
- Low profile design – tool height of only 3-1/2" (89 mm).
- "Wick Lube" system extends gear life with simple lubrication.
- Safety-lock throttle lever is standard on all models.

FOR ABRASIVE DISCS
2" (25 mm) diameter
SEE PAGE 279



Shroud angle ensures ideal contact of abrasive to work surface.

Self-Generated Vacuum Models


- Each model includes 51344 Backing Pad, for 2" (51 mm) diameter locking-type abrasive discs.
- Utilizes tool's exhaust to create strong vacuum suction.
- 1" (25 mm) diameter vacuum port ready for connection to optional portable dust-collection system (see page 219).



1" Port

Model 51225

All models on page include 95848 Gear Oil and 95541 Gear Oil Gun. Simple lubrication extends gear life.



Model 51225 12,000 RPM

Model 51226 15,000 RPM

Model 51227 20,000 RPM

Model Number	Motor hp (W)	Motor RPM	Sound Level	Maximum Air Flow SCFM (L/Min)	Hose I.D. Size Inch (mm)	Air Inlet Thread	Tool Thread	Weight Pound (kg)	Length Inch (mm)	Height Inch (mm)
51225	.4 (298)	12,000	88 dB(A)	20 (556)	1/4 (6)	1/4" NPT	1/4"-20 Male	1.4 (0.6)	9 (228)	3-1/2 (90)
51226	.4 (298)	15,000	89 dB(A)	20 (556)	1/4 (6)	1/4" NPT	1/4"-20 Male	1.4 (0.6)	9 (228)	3-1/2 (90)
51227	.4 (298)	20,000	88 dB(A)	20 (556)	1/4 (6)	1/4" NPT	1/4"-20 Male	1.4 (0.6)	9 (228)	3-1/2 (90)

Tune-Up Kit: No. 96179 (page 267) • Additional Specifications: Air Pressure 90 PSIG (6.2 Bar)

Central Vacuum Models

- Each model includes 51344 Backing Pad, for 2" (51 mm) diameter locking-type abrasive discs.
- 1-1/4" (32 mm) diameter vacuum port allows connection to external or central vacuum system.

Model 51230 12,000 RPM

Model 51231 15,000 RPM

Model 51232 20,000 RPM



1-1/4" Port

Model 51230

Model 51230

Model Number	Motor hp (W)	Motor RPM	Sound Level	Maximum Air Flow SCFM (L/Min)	Hose I.D. Size Inch (mm)	Air Inlet Thread	Tool Thread	Weight Pound (kg)	Length Inch (mm)	Height Inch (mm)
51230	.4 (298)	12,000	82 dB(A)	20 (556)	1/4 (6)	1/4" NPT	1/4"-20 Male	1.7 (0.7)	9-3/4 (249)	3-1/2 (90)
51231	.4 (298)	15,000	79 dB(A)	20 (556)	1/4 (6)	1/4" NPT	1/4"-20 Male	1.7 (0.7)	9-3/4 (249)	3-1/2 (90)
51232	.4 (298)	20,000	81 dB(A)	20 (556)	1/4 (6)	1/4" NPT	1/4"-20 Male	1.7 (0.7)	9-3/4 (249)	3-1/2 (90)

Tune-Up Kit: No. 96179 (page 267) • Additional Specifications: Air Pressure 90 PSIG (6.2 Bar)

3" Dia. Vacuum Disc Sanders

.4 hp, Right Angle Models, Rear Exhaust



VAC SHROUDS
PAGE 221


DISC PADS
PAGE 242

Material Removal with Source Capture

FOR ABRASIVE DISCS
3" (76 mm) diameter
SEE PAGE 279

Self-Generated Vacuum Models

- Flexible, non-marring Vacuum Shroud allows capture of dust, debris and contaminants (including Hexavalent Chromium).
- Vacuum Shroud constructed of high-quality clear urethane. Unique "view port" allows operator to see edge of sanding disc, and offers optimum view of work surface.
- For use on **non-metallic materials**, such as fiberglass and composites.
- Utilizes tool's exhaust to create strong vacuum suction. 1" (25 mm) diameter vacuum port ready for connection to optional portable self-contained dust collection system (see page 219).
- Each model includes 51346 Backing Pad, for 3" (76 mm) diameter locking-type abrasive discs.
- "Wick Lube" system extends gear life with simple lubrication.



Self-Generated Vacuum, Trimmed Shroud

All models on page include 95848 Gear Oil and 95541 Gear Oil Gun. Simple lubrication extends gear life.



Model 50210 Trimmed Shroud, 15,000 RPM

- Trimmed Shroud height of 1" (25 mm) accommodates 3" (76 mm) diameter locking-type abrasive discs (sold separately).

Model Number	Motor hp (W)	Motor RPM	Sound Level	Maximum Air Flow SCFM (L/Min)	Hose I.D. Size Inch (mm)	Air Inlet Thread	Tool Thread	Weight Pound (kg)	Length Inch (mm)	Height Inch (mm)
50210	.4 (298)	15,000	86 dB(A)	21 (595)	1/4 (6)	1/4" NPT	1/4"-20 Male	1.7 (0.7)	9-3/4 (249)	3-7/8 (98)

Tune-Up Kit: No. 96179 (page 267) • Additional Specifications: Air Pressure 90 PSIG (6.2 Bar)

Model 50570 Standard Shroud, 15,000 RPM

- Standard Shroud height of 1-1/2" (38 mm) accommodates 2" (51 mm) diameter bristle-type discs (sold separately).
- Standard Shroud may also be trimmed for accommodating 3" (76 mm) locking-type coated abrasive and non-woven nylon discs.



Self-Generated Vacuum, Standard Shroud

Model Number	Motor hp (W)	Motor RPM	Sound Level	Maximum Air Flow SCFM (L/Min)	Hose I.D. Size Inch (mm)	Air Inlet Thread	Tool Thread	Weight Pound (kg)	Length Inch (mm)	Height Inch (mm)
50570	.4 (298)	15,000	86 dB(A)	21 (595)	1/4 (6)	1/4" NPT	1/4"-20 Male	1.7 (0.7)	9-3/4 (249)	4-3/8 (109)

Tune-Up Kit: No. 96179 (page 267) • Additional Specifications: Air Pressure 90 PSIG (6.2 Bar)

DISC SANDERS

3" Dia. Vacuum Disc Sanders

.4 hp, Right Angle Models, Rear Exhaust



VAC SHROUDS
PAGE 221

DISC PADS
PAGE 242

Material Removal with Source Capture

Central Vacuum Models

- Flexible, non-marring Vacuum Shroud allows capture of dust, debris and contaminants (including Hexavalent Chromium) for cleaner, safer work environment.
- Vacuum Shroud constructed of high-quality clear urethane. Unique "view port" allows operator to see edge of sanding disc, and offers optimum view of work surface.
- Vacuum Shroud angle ensures ideal surface contact for maximum debris extraction.
- For use on **non-metallic materials**, such as fiberglass and composites.
- 1-1/4" (32 mm) diameter vacuum port ready for connection to external or central vacuum system.
- Each model includes 51346 Backing Pad, for 3" (76 mm) diameter locking-type abrasive discs.
- "Wick Lube" system extends gear life with simple lubrication.

Model 50211 Trimmed Shroud, 15,000 RPM


- Trimmed Shroud height of 1" (25 mm) accommodates 3" (76 mm) diameter locking-type abrasive discs (sold separately).



Model 50211

FOR ABRASIVE DISCS
3" (76 mm) diameter
SEE PAGE 279

All models on page include 95848 Gear Oil and 95541 Gear Oil Gun. Simple lubrication extends gear life.



Central Vacuum, Trimmed Shroud

Model Number	Motor hp (W)	Motor RPM	Sound Level	Maximum Air Flow SCFM (L/Min)	Hose I.D. Size Inch (mm)	Air Inlet Thread	Tool Thread	Weight Pound (kg)	Length Inch (mm)	Height Inch (mm)
50211	.4 (298)	15,000	83 dB(A)	21 (595)	1/4 (6)	1/4" NPT	1/4"-20 Male	1.7 (0.7)	10-1/2 (266)	3-7/8 (98)

Tune-Up Kit: No. 96179 (page 267) • Additional Specifications: Air Pressure 90 PSIG (6.2 Bar)

Model 50561 Standard Shroud, 15,000 RPM

- Standard Shroud height of 1-1/2" (38 mm) accommodates 2" (51 mm) diameter bristle-type discs (sold separately).
- Standard Shroud may also be trimmed for accommodating 3" (76 mm) locking-type coated abrasive and non-woven nylon discs.



Model 50561



Model 50561

Central Vacuum, Standard Shroud

Model Number	Motor hp (W)	Motor RPM	Sound Level	Maximum Air Flow SCFM (L/Min)	Hose I.D. Size Inch (mm)	Air Inlet Thread	Tool Thread	Weight Pound (kg)	Length Inch (mm)	Height Inch (mm)
50561	.4 (298)	15,000	83 dB(A)	21 (595)	1/4 (6)	1/4" NPT	1/4"-20 Male	1.7 (0.7)	10-1/2 (266)	4-3/8 (109)

Tune-Up Kit: No. 96179 (page 267) • Additional Specifications: Air Pressure 90 PSIG (6.2 Bar)

5" Dia. Vacuum Disc Sander

1.3 hp, Right Angle Model



VAC SHROUD
BELOW

DISC PADS
PAGE 242

Material Removal with Source Capture

- Flexible, non-marring Vacuum Shroud is constructed of high-quality clear urethane.
- Vacuum Shroud allows capture of dust, debris and contaminants such as Hexavalent Chromium.
- Shroud brush assists in capture of airborne contaminants.
- Ideal for use on **non-metallic surfaces** such as fiberglass and composites. A vital tool in the marine industry and aftermarket!

FOR ABRASIVE DISCS
5" (127 mm) diameter
SEE PAGE 280

Model 52596

Central Vacuum, 12,000 RPM, 5/8"-11 Spindle

- Dynabrade 1.3 hp Disc Sander (52635) with 52744 Vacuum Shroud.
- Tool includes 51150 Backing Pad, 5" (127 mm) diameter, plus mounting hardware.
- Accepts optional 5" (127 mm) diameter Abrasive Discs with 7/8" (22 mm) center hole.
- Robust, governor-controlled 1.3 hp (970 W) air motor.
- Tool housing and handle made of solid cast aluminum.
- Insulated throttle handle reduces cold air transmission.
- Vacuum Shroud angle ensures ideal surface contact for maximum debris extraction.
- "Wick Lube" system extends gear life with simple lubrication.
- Includes 95848 Gear Oil and 95541 Gear Oil Gun.
- Tool includes vibration-dampening side handle.
- Safety-lock throttle lever is standard.



Model 52596

Vacuum Shroud with unique "View Port"



WATCH this
Disc Sander
at Work!

Model Number	Motor hp (W)	Motor RPM	Sound Level	Maximum Air Flow SCFM (L/Min)	Hose I.D. Size Inch (mm)	Air Inlet Thread	Tool Thread	Weight Pound (kg)	Length Inch (mm)	Height Inch (mm)
52596	1.3 (970)	12,000	81 dB(A)	43 (1,218)	3/8 (10)	3/8" NPT	5/8"-11 Male	5.5 (2.5)	16 (410)	4 (100)

Tune-Up Kit: No. 96100 (page 267) • Additional Specifications: Air Pressure 90 PSIG (6.2 Bar)



Vacuum Shroud Assembly

- 52744 Vacuum Shroud Assembly is sold separately, for converting Dynabrade 52635 Disc Sander (page 77) into vacuum model.
- Individual components (as shown) also sold separately.



DISC SANDERS

7" Dia. Vacuum Disc Sander

1.3 hp, Right Angle Model




COUPLER/PLUG
PAGE 228

DISC PADS
PAGE 242

Material Removal with Source Capture

- Grind, Sand, Deburr, Finish
- For use on Non-Metallic Surfaces such as Carbon Fiber, Composites, Fiberglass, Turbine Blades, more
- Vacuum Shroud Captures Airborne Contaminants such as Hexavalent Chromium

FOR ABRASIVE DISCS
7" (178 mm) diameter
SEE PAGE 280



The use of a Filter-Regulator-Lubricator will increase tool performance, extend tool life and lessen repair costs. (See page 224.)



1-1/4" diameter Swivel Cuff improves maneuverability!

Vibration Dampening Side Handle (for left or right hand use)

DISC SANDERS



Model 52597

Includes Conductive Hose & Cuffs, to shield operator from electrostatic discharge (ESD)!


Vacuum Shroud with Unique "View Port"

Model 52597

Central Vacuum, 6,000 RPM, 5/8"-11 Spindle

- An essential tool for nuclear plants, aerospace, wind energy, automotive and marine markets.
- Tool accepts optional 7" (178 mm) diameter Abrasive Discs with 7/8" (22 mm) center hole.
- Includes 51151 Backing Pad, 7" (178 mm) in diameter, and flange.
- Lightweight non-marring Vacuum Shroud is constructed of high-quality clear urethane.
- 3/4" (19 mm) Shroud Brush assists in capture of airborne contaminants.
- Shroud has "View Port" which allows operator to see abrasive disc and work surface.
- Quiet, robust 1.3 hp air motor is governor-controlled to maintain consistent RPM under load.
- Convenient Spindle Lock allows quick and easy changing of backing pad or abrasive.
- "Wick Lube" System extends gear life with regular lubrication.
- 52747 Vacuum Shroud (7" dia.) is also available separately.

Model includes 95848 Gear Oil and 95541 Gear Oil Gun. Simple lubrication extends gear life.



Model Number	Motor hp (W)	Motor RPM	Sound Level	Maximum Air Flow SCFM (L/Min)	Hose I.D. Size Inch (mm)	Air Inlet Thread	Tool Thread	Weight Pound (kg)	Length Inch (mm)	Height Inch (mm)
52597	1.3 (969)	6,000	76 dB(A)	40 (1,138)	3/8 (10)	3/8" NPT	5/8"-11 Male	5.8 (2.6)	14-5/8 (373)	3-7/8 (104)

Tune-Up Kit: No. 96100 (page 267) • Additional Specifications: Air Pressure 90 PSIG (6.2 Bar)

Dynabrade Systems & Solutions

For Disc Sanders – Suggested Tool/Accessory Combinations



TOOL	ABRASIVE	ACCESSORIES	
Disc Sander Model 48503 7° Offset, 25,000 RPM, .4 hp Page 72	2" Diameter Abrasive Discs Locking-Type Page 279	Disc Sanding Pad 51344 Locking-Type Page 242	Overhose Assembly 94994 Page 247
Disc Sander Model 47822 Right Angle, 20,000 RPM, .4 hp Page 73	2" Diameter Abrasive Discs Locking-Type Page 279	Disc Sanding Pad 51344 Locking-Type Page 242	DynaJet Blow Gun 94467 Page 224
Disc Sander Model 48531 Right Angle, 15,000 RPM, .4 hp Page 74	3" Diameter Abrasive Discs Locking-Type Page 279	Disc Sanding Pad 51346 Locking-Type Page 242	Vacuum Shroud Kit 54603 Page 221
Pistol Grip Disc Sander Model 50321 11,000 RPM, .7 hp Page 79	4-1/2" - 5" Diameter Abrasive Discs Center Hole Page 280	Disc Pad Assembly 50267 Page 242	Motor Tune-Up Kit 96047 Page 267
Disc Sander Model 52563 Right Angle, 6,000 RPM, 1 hp Page 80	7" Diameter Abrasive Discs Center Hole Page 280	Disc Sanding Pad 51151 Page 242	Gear Oil 95848 Page 254

DISC SANDERS

ESSENTIAL ACCESSORIES

Metal Capture Downdraft Station 64350 Page 208	Air Lube (10W/NR) 95842 Page 254	Dynūba 100 60005 Page 254	Dynaswivel® 94300 Page 223	Filter-Regulator-Lubricator 10681 Page 224
				
	Dynūba 26 60020 Page 254	Coupler/Plug Assemblies 95676, 97572 Page 228	Air Hose Assemblies 94863, 94852, 94892 Page 225	
				



DYNABRADE

GRINDERS

Non-Vacuum Models

2", 3" Dia. Depressed Center Wheel Grinders	93
3" Dia. Depressed Center Wheel Grinders.....	94
3", 4" Dia. Depressed Center Wheel Grinders.....	95
4" Dia. Depressed Center Wheel Grinders.....	96
4" - 5" Dia. Depressed Center Wheel Grinders.....	97

4-1/2" Dia. Electric Depressed Center Wheel Grinder	99
5" Dia. Depressed Center Wheel Grinders.....	100
7" Dia. Depressed Center Wheel Grinders.....	101
3", 4" Dia. Type 1 Wheel Grinders.....	103
6" Dia. Type 11 Cup Wheel Grinders ..	104
Cone or Plug Wheel Grinders.....	105
3" Dia. Cut-Off Wheel Tools	107
3" - 4" Dia. Cut-Off Wheel Tools.....	108
4" Dia. Cut-Off Wheel Tools	109

Vacuum Models

3" Dia. Vacuum Cut-Off Wheel Tools ..	110
4-1/2" - 5" Dia. Vacuum Cut-Off Wheel Tools	112
5" Dia. Vacuum Cut-Off Wheel Tool	113
<i>Systems & Solutions</i>	114

GRINDERS



Depressed Center Wheel Grinders

Air-Powered Grinders, 2" and 3" Diameter



COUPLER/PLUG
PAGE 228

ACCESSORIES
PAGE 222

For Fast Weld and Stock Removal, Rust and Scale Removal, Heavy Deburring

**FOR TYPE 27 REINFORCED
DEPRESSED CTR. WHEELS**
2", 3" Dia. (51 mm, 76 mm)
SEE PAGE 281


2" Diameter, Right Angle, .4 hp, Rear Exhaust

- Each model includes 90999 Type 27 Reinforced Depressed Center Wheel (24 grit), 2" diameter with 3/8" center hole (maximum wheel width of 3/16").
- Compact, short muffler design.
- Safety-lock throttle lever, wheel guard and flanges are included.

Model 52710 12,000 RPM

Model 52711 15,000 RPM

Model 52712 20,000 RPM



NEVER remove required Wheel Guard from Depressed Center Wheel Grinder.



Model 52710

3" Diameter, Right Angle, .4 hp, Rear Exhaust

Model 52705 15,000 RPM

- Accepts optional 3" diameter Type 27 Reinforced Depressed Center Wheel, with 3/8" center hole (wheel width of 1/8" to 1/4").
- "Dual wick" lubrication system saturates gears with oil for increased performance, extended life and reduced downtime (following proper maintenance procedures).
- 15,000 RPM air motor has Kevlar® phenolic vanes for longer life.
- Air passage continually cools gear box to reduce wear and heat buildup.
- Safety-lock throttle lever, wheel guard and flanges are included.
- Extended rear exhaust muffler design.



Model 52705

Wheel Sold Separately

3" Diameter, Right Angle, .55 hp, Rear Exhaust

Model 57127 15,000 RPM

- Accepts optional 3" diameter Type 27 Reinforced Depressed Center Wheel, with 3/8" center hole (maximum wheel width of 1/8").
- Powerful high-torque grinding action; standard muffler for reduced sound levels.
- Gearless design for reduced maintenance and downtime.
- Removable side handle. Also includes safety-lock throttle lever, plus guard and wheel flange set.



Gearless



Model 57127

Wheel Sold Separately

IMPORTANT: Speed of tool must not exceed maximum operating speed of accessory. Never mount non-reinforced grinding wheels. Always wear eye, face & body protection.

Model Number	Motor hp (W)	Motor RPM	Sound Level	Maximum Air Flow SCFM (L/Min)	Hose I.D. Size Inch (mm)	Air Inlet Thread	Tool Thread	Weight Pound (kg)	Length Inch (mm)	Height Inch (mm)
52705	.4 (298)	15,000	77 dB(A)	24 (680)	1/4 (6)	1/4" NPT	3/8"-24 Male	1.6 (0.7)	8-1/4 (210)	2-5/8 (67)
52710	.4 (298)	12,000	83 dB(A)	21 (595)	1/4 (6)	1/4" NPT	3/8"-24 Male	1.1 (0.5)	5-3/4 (146)	3 (76)
52711	.4 (298)	15,000	85 dB(A)	21 (595)	1/4 (6)	1/4" NPT	3/8"-24 Male	1.1 (0.5)	5-3/4 (146)	3 (76)
52712	.4 (298)	20,000	84 dB(A)	21 (595)	1/4 (6)	1/4" NPT	3/8"-24 Male	1.1 (0.5)	5-3/4 (146)	3 (76)
57127	.55 (410)	15,000	84 dB(A)	33 (934)	3/8 (10)	1/4" NPT	3/8"-24 Male	1.9 (0.8)	6 (152)	3-7/8 (98)

Tune-Up Kit: 52705, 52710, 52711, 52712 – No. 96179; 57127 – No. 96522 (page 267) • Additional Specifications: Air Pressure 90 PSIG (6.2 Bar)

GRINDERS

Depressed Center Wheel Grinders

Air-Powered Grinders, 3" Diameter



COUPLER/PLUG
PAGE 228

ACCESSORIES
PAGE 222

For Fast Weld and Stock Removal, Rust and Scale Removal, Heavy Deburring

FOR TYPE 27 REINFORCED
DEPRESSED CTR. WHEELS
3" (76 mm) Diameter
SEE PAGE 281

- Models accepts optional 3" diameter Type 27 reinforced Depressed Center Wheels, with 3/8" center hole (wheel width of 1/8" to 1/4").
- "Dual-wick" lubrication system saturates gears with oil for increased performance, extended life and reduced downtime.
- Adjustable wheel guard provides maximum operator protection.
- Safety-lock lever is included.



Model 54767

Wheel Sold Separately



Model 54769

Wheel Sold Separately

Composite Housing Models

Right Angle, .7 hp, Rear Exhaust

- Models include aluminum right angle head.

Model 54767 18,000 RPM

- Includes side handle for left or right-hand use.

Model 54769 18,000 RPM, Extended

- Extension design allows longer reach on work piece, and two-hand control for added comfort.

Steel Housing Models

Right Angle, .7 hp, Rear Exhaust

- Steel housings offer increased durability!
- Models include steel right angle housing.

Model 54783 18,000 RPM

- Includes side handle for left or right-hand use.

Model 54785 18,000 RPM, Extended

- Extension design allows longer reach on work piece, and two-hand control for added comfort.



All models on page include 95848 Gear Oil and 95541 Gear Oil Gun. Simple lubrication extends gear life.



Model 54783

Wheel Sold Separately



Model 54785

Wheel Sold Separately

IMPORTANT: Speed of tool must not exceed maximum operating speed of accessory. Never mount non-reinforced grinding wheels. Always wear eye, face & body protection.

Model Number	Motor hp (W)	Motor RPM	Sound Level	Maximum Air Flow SCFM (L/Min)	Hose I.D. Size Inch (mm)	Air Inlet Thread	Tool Thread	Weight Pound (kg)	Length Inch (mm)	Height Inch (mm)
54767	.7 (522)	18,000	81 dB(A)	41 (1,161)	3/8 (10)	1/4" NPT	3/8"-24 Male	2.8 (1.3)	8 (202)	3 (76)
54769	.7 (522)	18,000	82 dB(A)	41 (1,161)	3/8 (10)	1/4" NPT	3/8"-24 Male	3.4 (1.5)	11-3/8 (288)	3 (76)
54783	.7 (522)	18,000	80 dB(A)	41 (1,161)	3/8 (10)	1/4" NPT	3/8"-24 Male	3.6 (1.6)	8-1/16 (204)	3 (76)
54785	.7 (522)	18,000	80 dB(A)	41 (1,161)	3/8 (10)	1/4" NPT	3/8"-24 Male	4.0 (1.8)	11-7/16 (290)	3 (76)

Tune-Up Kit: Composite – No. 96680; Steel – No. 98623 (page 267) • Additional Specifications: Air Pressure 90 PSIG (6.2 Bar)

Depressed Center Wheel Grinders

Air-Powered Grinders, 3" and 4" Diameter



DYNASWIVEL®
PAGE 223

COUPLER/PLUG
PAGE 228


For Fast Weld and Stock Removal, Rust and Scale Removal, Heavy Deburring

FOR TYPE 27 REINFORCED
DEPRESSED CTR. WHEELS
3", 4" Dia. (76 mm, 102 mm)
SEE PAGE 281

3" Diameter, 7° Offset, .7 hp, Front Exhaust

Model 52700 18,000 RPM

- Accepts optional 3" diameter Type 27 Reinforced Depressed Center Wheels, with 3/8" center hole (wheel width of 1/8" to 1/4").
- Powerful high-torque grinding action.
- Gearless design for reduced maintenance and downtime.
- Handle is offset 7° for enhanced operator comfort.
- Removable side handle; guard and wheel flange set included.
- Easily converts to 1/4" Die Grinder (with optional 50010 Collet), or Drill (with optional 53032 Chuck).



Use ONLY Type 27 Reinforced Depressed Center Wheels (sold separately, unless noted) with Depressed Center Wheel Grinders.



Model 52700



Gearless

Wheel Sold Separately

4" Diameter, Right Angle, .4 hp, Rear Exhaust

Model 52706 12,000 RPM

- Accepts optional 4" diameter Type 27 Reinforced Depressed Center Grinding Wheel, with 5/8" center hole (wheel width of 1/8" to 1/4").
- "Dual wick" lubrication system saturates gears with oil for increased performance, extended life and reduced downtime. Tool includes 95848 Gear Oil and 95541 Gear Oil Gun.
- 12,000 RPM air motor has Kevlar® phenolic vanes for longer life.
- Air passage continually cools gear box to reduce wear and heat buildup.
- Safety-lock throttle lever, wheel guard and flanges are included.
- Extended rear exhaust muffler design.




Model 52706

Wheel Sold Separately

4" Diameter, Right Angle, 1 hp, Rear Exhaust

Model 50302 12,000 RPM

- Accepts optional 4" diameter Type 27 Reinforced Depressed Center Wheel, with 5/8" center hole (wheel width of 1/8" to 1/4").
- Powerful high-torque grinding action; extended rear muffler ensures lowest sound level.
- Reversible side handle for left or right hand operation.



Always use required Wheel Guard. Never remove a guard that is specified for a tool.



Model 50302

Wheel Sold Separately

IMPORTANT: Speed of tool must not exceed maximum operating speed of accessory. Never mount non-reinforced grinding wheels. Always wear eye, face & body protection.

Model Number	Motor hp (W)	Motor RPM	Sound Level	Maximum Air Flow SCFM (L/Min)	Hose I.D. Size Inch (mm)	Air Inlet Thread	Tool Thread	Weight Pound (kg)	Length Inch (mm)	Height Inch (mm)
50302	1 (744)	12,000	76 dB(A)	40 (1,138)	3/8 (10)	3/8" NPT	3/8"-24 Male	4.5 (2.0)	11-3/4 (299)	3-5/8 (92)
52700	.7 (522)	18,000	83 dB(A)	32 (906)	3/8 (10)	1/4" NPT	3/8"-24 Male	2.2 (1.0)	7-1/4 (184)	4-1/2 (114)
52706	.4 (298)	12,000	78 dB(A)	23 (651)	1/4 (6)	1/4" NPT	3/8"-24 Male	1.7 (0.8)	7-1/2 (189)	3 (76)

Tune-Up Kit: 50302 – No. 96532; 52700 – No. 96045; 52706 – No. 96179 (page 267) • Additional Specifications: Air Pressure 90 PSIG (6.2 Bar)

Depressed Center Wheel Grinders

Air-Powered Grinders, 4" Diameter



DYNASWIVEL®
PAGE 223

COUPLER/PLUG
PAGE 228

For Fast Weld and Stock Removal, Rust and Scale Removal, Heavy Deburring

FOR TYPE 27 REINFORCED
DEPRESSED CTR. WHEELS
4" (102 mm) Diameter
SEE PAGE 281

- Models accepts optional 4" diameter Type 27 reinforced Depressed Center Wheels, with 3/8" center hole (wheel width of 1/8" to 1/4").
- "Dual-wick" lubrication system saturates gears with oil for increased performance, extended life and reduced downtime.
- Adjustable wheel guard provides maximum operator protection.
- Safety-lock lever is included.



Model 54771



Model 54773

Wheel Sold Separately

Composite Housing Models

Right Angle, .7 hp, Rear Exhaust

- Models include aluminum right angle head.

Model 54771 12,000 RPM

Model 54775 13,500 RPM


- Each model includes side handle for left or right-hand use.

Model 54773 12,000 RPM, Extended

Model 54777 13,500 RPM, Extended

- Extension design allows longer reach on work piece, and two-hand control for added comfort.

Model includes 95848 Gear Oil and 95541 Gear Oil Gun. Simple lubrication extends gear life.



Model 54791

Wheel Sold Separately

Steel Housing Models

Right Angle, .7 hp, Rear Exhaust

- Steel housings offer increased durability!
- Models include steel right angle housing.

Model 54787 12,000 RPM

Model 54791 13,500 RPM

- Each model includes side handle for left or right-hand use.

Model 54789 12,000 RPM, Extended

Model 54793 13,500 RPM, Extended

- Extension design allows longer reach on work piece, and two-hand control for added comfort.



Model 54793

Wheel Sold Separately

IMPORTANT: Speed of tool must not exceed maximum operating speed of accessory. Never mount non-reinforced grinding wheels. Always wear eye, face & body protection.

Model Number	Motor hp (W)	Motor RPM	Sound Level	Maximum Air Flow SCFM (L/Min)	Hose I.D. Size Inch (mm)	Air Inlet Thread	Tool Thread	Weight Pound (kg)	Length Inch (mm)	Height Inch (mm)
54771	.7 (522)	12,000	83 dB(A)	40 (1,133)	3/8 (10)	1/4" NPT	3/8"-24 Male	2.9 (1.3)	8 (202)	3-1/16 (78)
54773	.7 (522)	12,000	81 dB(A)	40 (1,133)	3/8 (10)	1/4" NPT	3/8"-24 Male	3.5 (1.6)	11-3/8 (288)	3-1/16 (78)
54775	.7 (522)	13,500	83 dB(A)	40 (1,133)	3/8 (10)	1/4" NPT	3/8"-24 Male	2.9 (1.3)	8 (202)	3-1/16 (78)
54777	.7 (522)	13,500	80 dB(A)	40 (1,133)	3/8 (10)	1/4" NPT	3/8"-24 Male	3.5 (1.6)	11-3/8 (288)	3-1/16 (78)
54787	.7 (522)	12,000	83 dB(A)	40 (1,133)	3/8 (10)	1/4" NPT	3/8"-24 Male	3.7 (1.7)	8-1/16 (204)	3-1/16 (78)
54789	.7 (522)	12,000	79 dB(A)	40 (1,133)	3/8 (10)	1/4" NPT	3/8"-24 Male	4.2 (1.9)	11-7/16 (290)	3-1/16 (78)
54791	.7 (522)	13,500	84 dB(A)	40 (1,133)	3/8 (10)	1/4" NPT	3/8"-24 Male	3.7 (1.7)	8-1/16 (204)	3-1/16 (78)
54793	.7 (522)	13,500	80 dB(A)	40 (1,133)	3/8 (10)	1/4" NPT	3/8"-24 Male	4.2 (1.9)	11-7/16 (290)	3-1/16 (78)

Tune-Up Kit: Composite – No. 96680; Steel – No. 98623 (page 267) • Additional Specifications: Air Pressure 90 PSIG (6.2 Bar)

GRINDERS

Depressed Center Wheel Grinders

1.3 hp, Right Angle, 4"-5" Diameter



COUPLER/PLUG
PAGE 228

ACCESSORIES
PAGE 222

Dynabrade's 1.3 hp (970 W) Right Angle Depressed Center Wheel Grinders offer countless grinding solutions to industries such as metal/stainless steel fabrication, composites, masonry, ironwork and general welding. Designed to the Dynabrade standard of excellence, these tools offer a wide array of features to increase efficiency and maximize operator comfort!

**FOR TYPE 27 REINFORCED
DEPRESSED CTR. WHEELS
4"-5" Dia. (102 mm-127 mm)
SEE PAGE 281**

Vibration Dampening Side Handle

Specially designed to reduce vibration transfer to operator. Removable for left or right hand use.

Rotational Exhaust System

Rotates a full 360° to ensure that exhaust is directed away from operator.

Safety-Lock Throttle Lever

Prevents accidental start-up of tool. Lever has no sharp edges or "pinch points."

Cast Aluminum Construction

Tool housing and handle made of solid cast aluminum.

"Wick Lube" System for Longer Gear Life

Extends gear life with simple lubrication. All models include 95848 Gear Oil and 95541 Gear Oil Gun.



Model
52632

Type 27 Wheel
Sold Separately

Insulated Throttle Handle

Reduces cold air transmission to operator's hand. Handle position is adjustable, increasing comfort and efficiency.

Robust 1.3 hp Air Motor

1.3 hp (970 W) governor-controlled air motor delivers powerful, efficient performance.

Convenient Spindle Lock

Allows quick and easy change of grinding wheel or abrasive disc. Less downtime!

GRINDERS



52632 Depressed Center Wheel Grinder also powers optional Abrasive Flap Discs.



Ergonomic design of tool offers the best in operator comfort.



All models include powerful 1.3 hp air motor running at 12,000 or 13,500 RPM.

Depressed Center Wheel Grinders

1.3 hp, Right Angle, 4"-5" Diameter



DYNASWIVEL®
PAGE 223

COUPLER/PLUG
PAGE 228

For Fast Weld and Stock Removal, Rust and Scale Removal, Heavy Deburring

FOR TYPE 27 REINFORCED
DEPRESSED CTR. WHEELS
4"-5" Dia. (102 mm-127 mm)
SEE PAGE 281

4" (102 mm) Diameter, 13,500 RPM Model

Model 52630

13,500 RPM, 3/8"-24 Spindle Thread

- Tool accepts optional 4" (102 mm) diameter Type 27 Reinforced Depressed Center Wheels with 5/8" (16 mm) center hole (wheel width of 1/8" to 1/4").

Vibration Dampening Side Handle included!
(All models on page)



Type 27 Wheel
Sold Separately

4-1/2" (114 mm) Diameter, 12,000 RPM Models

- Tool accepts optional 4-1/2" (114 mm) diameter Type 27 Reinforced Depressed Center Wheels with 7/8" (22 mm) center hole (wheel width of 1/8" to 1/4").
- Tool also accepts optional 4-1/2" (114 mm) diameter Abrasive Flap Discs (flanging sold separately).

Model 52632 5/8"-11 Spindle Thread

Model 52638 M14x2 Spindle Thread



Type 27 Wheel
Sold Separately

Optional Backup Flange

- For mounting high-profile Abrasive Flap Disc with 7/8" center hole.

53697 – for 5/8"-11 Models.
53630 – for M14x2 Models.



5" (127 mm) Diameter, 12,000 RPM Models

- Tool accepts optional 5" (127 mm) diameter Type 27 Reinforced Depressed Center Wheels with 7/8" (22 mm) center hole (wheel width of 1/8" to 1/4").
- Tool also accepts optional 5" (127 mm) diameter Abrasive Flap Discs (flanging sold separately).

Model 52633 5/8"-11 Spindle Thread

Model 52639 M14x2 Spindle Thread



Type 27 Wheel
Sold Separately

IMPORTANT: Speed of tool must not exceed maximum operating speed of accessory. Never mount non-reinforced grinding wheels. Always wear eye, face & body protection.

Model Number	Motor hp (W)	Motor RPM	Sound Level	Maximum Air Flow SCFM (L/Min)	Hose I.D. Size Inch (mm)	Air Inlet Thread	Tool Thread	Weight Pound (kg)	Length Inch (mm)	Height Inch (mm)
52630	1.3 (970)	13,500	81 dB(A)	43 (1,218)	3/8 (10)	3/8" NPT	3/8"-24 Male	4.8 (2.2)	10 (254)	3.4 (86)
52632	1.3 (970)	12,000	79 dB(A)	43 (1,218)	3/8 (10)	3/8" NPT	5/8"-11 Male	5.1 (2.3)	10 (254)	3.8 (96)
52633	1.3 (970)	12,000	79 dB(A)	43 (1,218)	3/8 (10)	3/8" NPT	5/8"-11 Male	5.4 (2.5)	10 (254)	3.8 (96)
52638	1.3 (970)	12,000	80 dB(A)	43 (1,218)	3/8 (10)	3/8" NPT	M14x2 Male	5.1 (2.3)	10 (254)	3.8 (96)
52639	1.3 (970)	12,000	80 dB(A)	43 (1,218)	3/8 (10)	3/8" NPT	M14x2 Male	5.4 (2.5)	10 (254)	3.8 (96)

Tune-Up Kit: No. 96100 (page 267) • Additional Specifications: Air Pressure 90 PSIG (6.2 Bar)

GRINDERS

Electric Depressed Center Wheel Grinder



ABRASIVE FLAP DISCS
PAGE 280

SIDE HANDLE
PAGE 253

For 4-1/2" (114 mm) Dia. Grinding Wheels and Abrasive Flap Discs

FOR TYPE 27 REINFORCED DEPRESSED CTR. WHEELS
4-1/2" (114 mm) Diameter
SEE PAGE 281

- **Industrial-Quality Electric Motor**
- **Quick Weld & Stock Removal**
- **General Deburring**
- **Rust & Scale Removal**

Model 40260 11,000 RPM

- Offers countless grinding and material removal solutions to industries such as metal fabrication, general welding, masonry, concrete, composites, ornamental ironwork and maintenance/repair facilities.
- 5/8"-11 spindle thread accepts optional Type 27 Depressed Center Wheels and Abrasive Flap Discs, 4-1/2" (114 mm) diameter with 7/8" (22 mm) center hole.
- Industrial-quality electric motor rated at 6 amps.
- Easily accessible brush holders allow quick brush replacement (recommended every 150 hours).
- Convenient spindle lock offers fast change of accessory.
- Press-fit design keeps gear in place, for optimum gear life.
- Locking power switch allows extended use with less operator fatigue.
- Repositioning side handle for left or right hand operation.
- All ball-bearing and needle-bearing construction ensures longer tool durability.



40260 Depressed Center Wheel Grinder offers countless grinding and material removal solutions to a wide variety of industries.

IMPORTANT: Speed of tool must not exceed maximum operating speed of accessory. Never mount non-reinforced grinding wheels. Always wear eye, face & body protection.

Model Number	Maximum Watts Out	Motor RPM	Voltage (AC)	Current Amps	Phase	Frequency	Weight* Pound (kg)	Length Inch (mm)	Height Inch (mm)
40260	680	11,000	120	6	1	60 Hz	4.6 (2.1)	12 (305)	4-1/4 (108)

*Weight includes flanges, side handle and wheel guard, with no wheel attached.

Dynabrade.com

Now Available in NINE Languages!

- **English**
- **German** (Deutsch)
- **Turkish** (Türkçe)
- **Spanish** (Español)
- **Portuguese** (Português)
- **Italian** (Italiano)
- **French** (Français)
- **Simplified Chinese** (简体中文)
- **Russian** (русский)



GRINDERS

Depressed Center Wheel Grinders

Air-Powered Grinders, 5" Diameter



COUPLER/PLUG
PAGE 228

ACCESSORIES
PAGE 222


For Fast Weld and Stock Removal, Rust and Scale Removal, Heavy Deburring

FOR TYPE 27 REINFORCED
DEPRESSED CTR. WHEELS
5" Dia. (127 mm)
SEE PAGE 281

5" Diameter, Pistol Grip, .7 hp, Rear Exhaust

Model 50340 11,000 RPM

- Accepts optional Type 27 Reinforced Depressed Center Wheel, 5" diameter, with 7/8" center hole. (Wheel width of 1/8" to 1/4".)
- Governor controlled motor to maintain RPM under heavy load.
- Gearless design for reduced maintenance and downtime.
- Removable side handle, guard and wheel flange set included.



Use ONLY Type 27 Reinforced Depressed Center Wheels (sold separately, unless noted) with these models.

Wheel Sold Separately

5" Diameter, Vertical, 1.2 hp, Side Exhaust

Model 50303 12,000 RPM

- Accepts optional Type 27 Reinforced Depressed Center Wheel, 5" diameter, with 7/8" center hole. (Wheel width of 1/8" to 1/4").
- Powerful air motor is governor-controlled to maintain RPM under heavy load.
- Gearless for reduced maintenance and downtime.
- Safety-lock throttle lever prevents accidental startup. Side handle increases safety and reduces hand fatigue.
- Guard and wheel flange set included.



Wheel Sold Separately

IMPORTANT: Speed of tool must not exceed maximum operating speed of accessory. Never mount non-reinforced grinding wheels. Always wear eye, face & body protection.

Model Number	Motor hp (W)	Motor RPM	Sound Level	Maximum Air Flow SCFM (L/Min)	Hose I.D. Size Inch (mm)	Air Inlet Thread	Tool Thread	Weight Pound (kg)	Length Inch (mm)	Height Inch (mm)
50303	1.2 (895)	12,000	81 dB(A)	38 (1,076)	1/2 (13)	1/2" NPT	5/8"-11 Male	5.4 (2.4)	8 (203)	6-5/8 (168)
50340	.7 (522)	11,000	76 dB(A)	32 (906)	3/8 (10)	1/4" NPT	5/8"-11 Male	4.6 (2.1)	8 (203)	6-5/8 (168)

Tune-Up Kit: 50303 – No. 96041; 50340 – No. 96047 (page 267) • Additional Specifications: Air Pressure 90 PSIG (6.2 Bar)

Depressed Center Wheel Grinders

Air-Powered Grinders, 7" Diameter



1/2" AIR LINE
PAGE 226

COUPLER/PLUG
PAGE 228

For Fast Weld and Stock Removal, Rust and Scale Removal, Heavy Deburring

**FOR TYPE 27 REINFORCED
DEPRESSED CTR. WHEELS**
7" (178 mm) Diameter
NOT INCLUDED

7" Diameter, Right Angle, 1.2 hp, Side Exhaust


Model 50350 6,000 RPM

- Accepts optional 7" diameter Type 27 Reinforced Depressed Center Wheel, with 7/8" center hole (wheel width of 1/8" to 1/4").
- Includes 11399 Type 27 Wheel Mounting Adapter Kit, with front and rear flange plus hex wrench.
- Optional 52190 Guard is available, for left hand operation.



Model 50350

Wheel Not Included



95462 Dynaswivel® air line connector is ideal for use with these tools. It improves tool maneuverability, minimizes operator fatigue and extends hose life. (See page 223.)



7" Diameter, Right Angle, 2 hp, Side Exhaust


Model 50348 6,000 RPM

- Accepts optional 7" diameter Type 27 Reinforced Depressed Center Wheel, with 7/8" center hole (wheel width of 1/8" to 1/4").
- Includes 11399 Type 27 Wheel Mounting Adapter Kit, with front and rear flange plus hex wrench.
- Powerful air motor is governor-controlled to maintain RPM under heavy load, and to insure smooth operation. Lubricated gears increase durability.
- Safety-lock throttle lever prevents accidental startup. Side handle enhances operator control. Rubber insulated grip reduces cold on operator's hand.
- Optional 52190 Guard is available, for left hand operation.



Model 50348

Wheel Not Included



The use of a Filter-Regulator-Lubricator will increase tool performance, extend tool life and lessen repair costs. (See page 224.)



IMPORTANT: Speed of tool must not exceed maximum operating speed of accessory. Never mount non-reinforced grinding wheels. Always wear eye, face & body protection.

Model Number	Motor hp (W)	Motor RPM	Sound Level	Maximum Air Flow SCFM (L/Min)	Hose I.D. Size Inch (mm)	Air Inlet Thread	Tool Thread	Weight Pound (kg)	Length Inch (mm)	Height Inch (mm)
50348	2.0 (1,491)	6,000	83 dB(A)	64 (1,812)	1/2 (13)	1/2" NPT	5/8"-11 Male	8.6 (3.9)	13-3/4 (349)	5-1/4 (132)
50350	1.2 (893)	6,000	79 dB(A)	43 (1,218)	1/2 (13)	1/2" NPT	5/8"-11 Male	6.8 (3.1)	11-3/4 (298)	4-5/8 (118)

Tune-Up Kit: 50348 – No. 96043; 50350 – No. 96042 (page 267) • Additional Specifications: Air Pressure 90 PSIG (6.2 Bar)

GRINDERS

Depressed Center Wheel Grinders

Air-Powered Vertical Grinders, 7" and 9" Diameter



1/2" AIR LINE
PAGE 226

ACCESSORIES
PAGE 222

For Fast Weld and Stock Removal, Rust and Scale Removal, Heavy Deburring

FOR TYPE 27 REINFORCED
DEPRESSED CTR. WHEELS
7" (178 mm) Diameter
NOT INCLUDED

- **Governor-controlled air motor** maintains tool RPM under heavy load.
- **Overspeed shut-off feature** ensures maximum operator safety.
- Motor is gearless with less wearable parts, ensuring reduced maintenance and less downtime.
- Insulated tool handle minimizes cold air transmission to the hand. Handle position is adjustable for operator comfort.
- All models include safety-lock throttle lever.
- For peak performance, use of optional 95870 Air Hose (1/2" diameter) is recommended (see page 226).



2 hp (1,491 W) Models, 7" Dia.

- Each model accepts optional Type 27 reinforced Depressed Center Wheels, 7" (178 mm) diameter. (Wheel width of 1/8" to 1/4".) Covers more area in less time!



Model 53232
6,000 RPM

Model 53234
7,200 RPM

Model 53235
8,500 RPM



3 hp (2,237 W) Models, 7" Dia.

- Each model accepts optional Type 27 reinforced Depressed Center Wheels, 7" (178 mm) diameter. (Wheel width of 1/8" to 1/4".) Covers more area in less time!



Model 53242
6,000 RPM

Model 53244
7,200 RPM

Model 53245
8,500 RPM



3 hp (2,237 W) Model, 9" Dia.

Model 53249
6,000 RPM

- Accepts optional Type 27 reinforced Depressed Center Wheels, 9" (229 mm) diameter. Covers more area in less time!



IMPORTANT: Speed of tool must not exceed maximum operating speed of accessory. Never mount non-reinforced grinding wheels. Always wear eye, face & body protection.

Model Number	Motor hp (W)	Motor RPM	Sound Level	Maximum Air Flow SCFM (L/Min)	Hose I.D. Size Inch (mm)	Air Inlet Thread	Spindle Thread	Weight Pound (kg)	Length Inch (mm)	Height Inch (mm)
53232	2 (1,491)	6,000	84 dB(A)	80 (2,265)	1/2 (13)	1/2" NPT	5/8"-11 Male	9.2 (4.2)	9.5 (241)	6.5 (166)
53234	2 (1,491)	7,200	81 dB(A)	87 (2,464)	1/2 (13)	1/2" NPT	5/8"-11 Male	9.2 (4.2)	9.5 (241)	6.5 (166)
53235	2 (1,491)	8,500	81 dB(A)	84 (2,379)	1/2 (13)	1/2" NPT	5/8"-11 Male	9.2 (4.2)	9.5 (241)	6.5 (166)
53242	3 (2,237)	6,000	83 dB(A)	89 (2,520)	1/2 (13)	1/2" NPT	5/8"-11 Male	9.8 (4.4)	9.5 (241)	7 (179)
53244	3 (2,237)	7,200	86 dB(A)	98 (2,775)	1/2 (13)	1/2" NPT	5/8"-11 Male	9.8 (4.4)	9.5 (241)	7 (179)
53245	3 (2,237)	8,500	85 dB(A)	97 (2,747)	1/2 (13)	1/2" NPT	5/8"-11 Male	9.8 (4.4)	9.5 (241)	7 (179)
53249	3 (2,237)	6,000	85 dB(A)	87 (2,464)	1/2 (13)	1/2" NPT	5/8"-11 Male	11.4 (5.2)	9.5 (241)	7.2 (182)

Tune-Up Kit: 2 hp Models – No. 96552; 3 hp Models – No. 96553 (page 267) • Additional Specifications: Air Pressure 90 PSIG (6.2 Bar)

Type 1 Wheel Grinders

Air-Powered Grinders, 3" and 4" Diameter



COUPLER/PLUG
PAGE 228

ACCESSORIES
PAGE 222

*Clean Metal, Grind and Smooth Weld Seams,
Remove Imperfections Prior to Painting*

**FOR REINFORCED TYPE 1
GRINDING WHEELS**
3" and 4" Dia. (76 mm and 102 mm)
SEE PAGE 281

3" Diameter, Straight Line, 1 hp, 6" Extension

- Each model accepts optional 3" diameter Type 1 Reinforced Wheel, with 3/8" center hole (maximum wheel width of 1/2").
- Governor-controlled motor maintains RPM under heavy load; rear exhaust.
- Safety-lock lever is included on all models.
- Standard cushioned grip enhances operator comfort and control.


Model 52376 12,000 RPM

Model 52377 15,000 RPM

Model 52378 18,000 RPM



Model 52376



Always use required wheel guard. Never remove a guard that is specified for a tool.


Wheel Sold Separately

4" Diameter, Straight Line, 1 hp

- Each model accepts optional 4" diameter Type 1 Reinforced Wheel, with 3/8" center hole (maximum wheel width of 1/4").
- Governor-controlled motor maintains RPM under heavy load; rear exhaust.
- Safety-lock lever is included on all models.

Model 52373 12,000 RPM

Model 52374 15,000 RPM



Model 52373


Wheel Sold Separately

4" Diameter, Straight Line, 1 hp, 6" Extension

- Each model accepts optional 4" diameter Type 1 Reinforced Wheel, with 3/8" center hole (maximum wheel width of 1/4").
- Governor-controlled motor maintains RPM under heavy load; rear exhaust.
- Safety-lock lever is included on all models.
- Standard cushioned grip enhances operator comfort and allows additional control.

Model 52379 12,000 RPM

Model 52380 15,000 RPM



Model 52379

Wheel Sold Separately

IMPORTANT: Speed of tool must not exceed maximum operating speed of accessory. Never mount non-reinforced grinding wheels. Always wear eye, face & body protection.

Model Number	Motor hp (W)	Motor RPM	Sound Level	Maximum Air Flow SCFM (L/Min)	Hose I.D. Size Inch (mm)	Air Inlet Thread	Tool Thread	Weight Pound (kg)	Length Inch (mm)	Height Inch (mm)
52373	1.0 (744)	12,000	81 dB(A)	38 (1,076)	3/8 (10)	3/8" NPT	3/8"-24 Male	2.7 (1.2)	8-5/8 (218)	4-1/2 (113)
52374	1.0 (744)	15,000	77 dB(A)	39 (1,104)	3/8 (10)	3/8" NPT	3/8"-24 Male	2.8 (1.3)	9-3/4 (248)	4-1/2 (113)
52376	1.0 (744)	12,000	81 dB(A)	38 (1,076)	3/8 (10)	3/8" NPT	3/8"-24 Male	3.9 (1.8)	14-1/4 (362)	3-1/2 (89)
52377	1.0 (744)	15,000	77 dB(A)	39 (1,104)	3/8 (10)	3/8" NPT	3/8"-24 Male	3.9 (1.8)	14-1/4 (362)	3-1/2 (89)
52378	1.0 (744)	18,000	78 dB(A)	40 (1,133)	3/8 (10)	3/8" NPT	3/8"-24 Male	3.9 (1.8)	14-1/4 (362)	3-1/2 (89)
52379	1.0 (744)	12,000	81 dB(A)	38 (1,076)	3/8 (10)	3/8" NPT	3/8"-24 Male	3.9 (1.8)	14-1/4 (362)	4-1/2 (113)
52380	1.0 (744)	15,000	77 dB(A)	39 (1,104)	3/8 (10)	3/8" NPT	3/8"-24 Male	3.9 (1.8)	14-1/4 (362)	4-1/2 (113)

Tune-Up Kit: No. 96532 (page 267) • Additional Specifications: Air Pressure 90 PSIG (6.2 Bar)

Type 11 Cup Wheel Grinders

Air-Powered Vertical Grinders, 6" Diameter



1/2" AIR LINE
PAGE 226

ACCESSORIES
PAGE 222

For Fast Weld and Stock Removal, Rust and Scale Removal, Heavy Deburring

**FOR TYPE 11 CUP WHEELS
AND WIRE BRUSHES
6" (152 mm) diameter
NOT INCLUDED**

- Each model accepts optional Type 11 Cup Wheels, 6" (152 mm) diameter. Covers more area in less time!
- **Governor-controlled air motor** maintains tool RPM under heavy load.
- **Overspeed shut-off feature** ensures maximum operator safety.
- Motor is gearless with less wearable parts, ensuring reduced maintenance and less downtime.
- Insulated tool handle minimizes cold air transmission to the hand. Handle position is adjustable for operator comfort.
- All models include safety-lock throttle lever.
- For peak performance, use of optional 95870 Air Hose (1/2" diameter) is recommended (see page 226).



Model 53233



Model 53233

Model 53233 shown powering 6" dia. Type 11 Cup Wheel. Tool also accepts Wire Brushes.

*Cup Wheel
Not Included*



Model 53233
2 hp (1,491 W),
6,000 RPM

Model 53243
3 hp (2,237 W),
6,000 RPM

IMPORTANT: Speed of tool must not exceed maximum operating speed of accessory. Always wear eye, face & body protection.

Model Number	Motor hp (W)	Motor RPM	Sound Level	Maximum Air Flow SCFM (L/Min)	Hose I.D. Size Inch (mm)	Air Inlet Thread	Spindle Thread	Weight Pound (kg)	Length Inch (mm)	Height Inch (mm)
53233	2 (1,491)	6,000	83 dB(A)	80 (2,265)	1/2 (13)	1/2" NPT	5/8"-11 Male	10.5 (4.7)	9.5 (241)	7 (178)
53243	3 (2,237)	6,000	82 dB(A)	89 (2,520)	1/2 (13)	1/2" NPT	5/8"-11 Male	11.1 (5)	9.5 (241)	7.5 (190)

Tune-Up Kit: 53233 – No. 96552; 53243 – No. 96553 (page 267) • Additional Specifications: Air Pressure 90 PSIG (6.2 Bar)

Safety Procedures for Grinding Wheels

Operator Should Comply with OSHA and ANSI B7.1 Safety Regulations

- **DO** check all wheels for cracks or other damage before mounting.
- **DO** check machine speed against the established maximum safe operating speed marked on wheel.
- **DO** use mounting blotters when supplied with wheels.
- **DO** be sure wheel hole, threaded or unthreaded, fits machine arbor properly and that flanges are clean, flat and of the proper type for the wheel you are mounting.
- **DO** always run wheel in a protected area at least one minute before grinding.
- **DO** use wheel guard furnished with machine.
- **DO** always wear protective safety glasses and additional eye and face protection if required.
- **DO** employ dust controls and/or protective measures appropriate to the material being ground.
- **DO NOT** use wheels which have been dropped or otherwise damaged.
- **DO NOT** use a grinding wheel that has rated speed less than the speed of the grinder
- **DO NOT** use excessive pressure when mounting wheel between flanges. Tighten nut only enough to hold wheel firmly.
- **DO NOT** use heavy side grinding pressure on any Type 1 straight wheel or thin Type 27 wheel.
- **DO NOT** handle machine carelessly. Stop wheel on work and use racks or hooks to support machine when not in use.
- **DO NOT** use relieved or recessed flanges with threaded hole cup wheels, cones or plugs.
- **DO NOT** mount more than one wheel on a single arbor.

Permission for reprint of form 4968T granted by UAMA

Cone or Plug Wheel Grinders

Air-Powered Grinders



COLLET INSERTS
PAGE 51

CARBIDE BURRS
PAGE 251

*Clean Metal, Grind and Smooth Weld Seams,
Remove Imperfections Prior to Painting*

FOR CONE OR PLUG WHEELS
1-1/2" (38 mm) diameter
NOT INCLUDED

Straight Line, 1 hp, Rear Exhaust

- Each model accepts optional Abrasive Cone or Plug Wheel, maximum 1-1/2" diameter, with 3/8"-24 threaded insert.
- Governor-controlled motor maintains RPM under heavy load.
- Safety-lock lever is included on all models.
- Industrial applications in fabrication plants, welding shops, foundries, steel mills and shipyards.

Model 52715 12,000 RPM

Model 52716 15,000 RPM

Model 52717 18,000 RPM

Model 52718 20,000 RPM



Model 52715
Plug Wheel
Not Included

Straight Line, 1 hp, Rear Exhaust, 6" Extension


- Each model accepts optional Abrasive Cone or Plug Wheel, maximum 1-1/2" diameter, with 3/8"-24 threaded insert.
- Governor-controlled motor maintains RPM under heavy load.
- Safety-lock lever is included on all models.
- Standard cushioned grip enhances operator comfort and offers additional control.
- Industrial applications in fabrication plants, welding shops, foundries, steel mills and shipyards.

Model 52719 12,000 RPM


Model 52720 15,000 RPM

Model 52721 18,000 RPM


Model 52722 20,000 RPM



Model 52719
Plug Wheel
Not Included



All models can be converted to 5/8"-11 thread with 53652 cone or plug adapter.



Optional 53621 Overhose Assembly may be used to further reduce noise levels by as much as 5 dB(A). Overhose redirects exhaust away from operator and workpiece. Air line sold separately. (See page 247.)



IMPORTANT: Speed of tool must not exceed maximum operating speed of accessory. Never mount non-reinforced grinding wheels. Always wear eye, face & body protection.

Model Number	Motor hp (W)	Motor RPM	Sound Level	Maximum Air Flow SCFM (L/Min)	Hose I.D. Size Inch (mm)	Air Inlet Thread	Tool Thread	Weight Pound (kg)	Length Inch (mm)	Height Inch (mm)
52715	1.0 (744)	12,000	81 dB(A)	38 (1,076)	3/8 (10)	3/8" NPT	3/8"-24 Male	2.0 (198)	7-3/4 (198)	1-7/8 (48)
52716	1.0 (744)	15,000	77 dB(A)	39 (1,104)	3/8 (10)	3/8" NPT	3/8"-24 Male	2.0 (198)	8-7/8 (225)	1-7/8 (48)
52717	1.0 (744)	18,000	78 dB(A)	40 (1,133)	3/8 (10)	3/8" NPT	3/8"-24 Male	2.0 (198)	8-7/8 (225)	1-7/8 (48)
52718	1.0 (744)	20,000	78 dB(A)	44 (1,256)	3/8 (10)	3/8" NPT	3/8"-24 Male	2.0 (198)	8-7/8 (225)	1-7/8 (48)
52719	1.0 (744)	12,000	81 dB(A)	38 (1,076)	3/8 (10)	3/8" NPT	3/8"-24 Male	3.3 (1.5)	13-1/4 (335)	1-7/8 (48)
52720	1.0 (744)	15,000	77 dB(A)	39 (1,104)	3/8 (10)	3/8" NPT	3/8"-24 Male	3.3 (1.5)	14-3/8 (365)	1-7/8 (48)
52721	1.0 (744)	18,000	78 dB(A)	40 (1,133)	3/8 (10)	3/8" NPT	3/8"-24 Male	3.3 (1.5)	14-3/8 (365)	1-7/8 (48)
52722	1.0 (744)	20,000	78 dB(A)	44 (1,256)	3/8 (10)	3/8" NPT	3/8"-24 Male	3.3 (1.5)	14-3/8 (365)	1-7/8 (48)

Tune-Up Kit: No. 96532 (page 267) • Additional Specifications: Air Pressure 90 PSIG (6.2 Bar)

GRINDERS

Extension Cone or Plug Wheel Grinders

Straight-Line, Rear Exhaust Models



COLLET INSERTS
PAGE 51

CARBIDE BURRS
PAGE 251

Allows Efficient Work Within Long Pipes, Castings and More

FOR CONE OR PLUG WHEELS
1-1/2" (38 mm) diameter
NOT INCLUDED

- Each model accepts optional Abrasive Cone or Plug Wheel, maximum 1-1/2" diameter, with 3/8"-24 threaded insert.
- Extension Grinders allow operator to extend into work pieces and reach lengthy distances.
- Extension length allows longer reach than competitive models!
- Extensions are constructed of steel for maximum durability.
- Designed for minimal vibration. Extensions do not spin during tool use, so continuous tightening is not needed (as with some one-piece shaft-type extensions).
- Tools can also be fitted with optional collets and inserts.

Composite Housing Models 18,000 RPM

Model 53531 18-3/8" Length

Model 53532 26-3/4" Length

Model 53533 35-1/8" Length

Composite Housing Models 3,400 RPM

- Slower speed is ideal for buffing and polishing. Tools can be fitted with optional buffing pads.

Model 53521 19-3/4" Length

Model 53522 28-1/8" Length

Model 53523 36-1/2" Length

Steel Housing Model

Model 53783 20,000 RPM

12-3/4" Length

- Steel housing offers increased durability.
- Rubber Grip Housing reduces vibration and cold air transmission.
- Ideal for use in foundries, welding operations and shipyards.



All models have
1-3/8" outside diameter.

Plug Wheels Not Included

GRINDERS



Extend into hard-to-reach places by choosing the suitable extension for the job.

Model Number	Motor hp (W)	Motor RPM	Sound Level	Maximum Air Flow SCFM (L/Min)	Hose I.D. Size Inch (mm)	Air Inlet Thread	Tool Thread	Weight Pound (kg)	Length Inch (mm)	Height Inch (mm)
53521	1.0 (744)	3,400	79 dB(A)	41 (1,161)	3/8 (10)	3/8" NPT	1/2"-20 Male	5.5 (2.5)	19-3/4 (502)	1-7/8 (48)
53522	1.0 (744)	3,400	79 dB(A)	41 (1,161)	3/8 (10)	3/8" NPT	1/2"-20 Male	7.6 (3.5)	28-1/8 (714)	1-7/8 (48)
53523	1.0 (744)	3,400	79 dB(A)	41 (1,161)	3/8 (10)	3/8" NPT	1/2"-20 Male	9.75 (4.4)	36-1/2 (927)	1-7/8 (48)
53531	1.0 (744)	18,000	75 dB(A)	41 (1,161)	3/8 (10)	3/8" NPT	3/8"-24 Male	4.8 (2.2)	18-3/8 (467)	1-7/8 (48)
53532	1.0 (744)	18,000	75 dB(A)	41 (1,161)	3/8 (10)	3/8" NPT	3/8"-24 Male	6.9 (3.1)	26-3/4 (679)	1-7/8 (48)
53533	1.0 (744)	18,000	75 dB(A)	41 (1,161)	3/8 (10)	3/8" NPT	3/8"-24 Male	8.9 (4.0)	35-1/8 (892)	1-7/8 (48)
53783	0.7 (522)	20,000	80 dB(A)	39 (1,104)	1/4 (6)	1/4" NPT	3/8"-24 Male	3.9 (1.7)	12.7 (322)	1.7 (45)

Tune-Up Kit: No. 96532 (page 267) • Additional Specifications: Air Pressure 90 PSIG (6.2 Bar)

Cut-Off Wheel Tools

Air-Powered Cutting Tools, 3" Diameter



DYNASWIVEL®
PAGE 223

COUPLER/PLUG
PAGE 228

For Efficient Cutting of Sheet Metal, Frame Rails, Clamps, Bolts, etc.

FOR REINFORCED CUT-OFF WHEELS
3" (76 mm) diameter
SEE PAGES 281, 293

3" Diameter, Straight Line, .5 hp, 20,000 RPM

- Each model accepts optional 3" diameter reinforced Type 41 Cut-Off Wheels with 3/8" center hole.
- Gearless motor design for reduced maintenance and downtime.
- Safety-lock lever is included.

Model 52434 *Front Exhaust*


Model 52435 *Rear Exhaust*



3" Diameter, 7° Offset, .5 hp, 20,000 RPM

Model 52420 *Front Exhaust*

- Accepts optional 3" diameter reinforced Type 41 Cut-Off Wheels with 3/8" center hole.
- Gearless motor design for reduced maintenance and downtime.
- Safety-lock lever is included.



Always use required wheel guard. Never remove a guard that is specified for a tool.



3" Diameter, Straight Line, 1 hp, 6" Extension

- Each model accepts optional 3" diameter reinforced Type 41 Cut-Off Wheels with 3/8" center hole.
- Gearless motor design for reduced maintenance and downtime.
- Governor-controlled motor maintains RPM under heavy load.
- Safety-lock lever is included; rear exhaust.

Model 52576 *15,000 RPM*

Model 52577 *18,000 RPM*

Model 52578 *20,000 RPM*



3" Diameter, Right Angle, .4 hp, Diamond Cut-Off Wheel

Model 52439 *12,000 RPM*

- Accepts optional 3" diameter Diamond Cut-Off Wheels with 3/8" center hole (see page 293).
- Ideal for cutting thick fiberglass over-wrap and fiber spray.
- "Dual wick" lubrication system saturates gears with oil for increased performance, extended life and reduced downtime. Tool includes 95848 Gear Oil and 95541 Gear Oil Gun.
- Safety-lock lever is included; rear exhaust.



IMPORTANT: Speed of tool must not exceed maximum operating speed of accessory. Never mount non-reinforced grinding wheels. Always wear eye, face & body protection.

Model Number	Motor hp (W)	Motor RPM	Sound Level	Maximum Air Flow SCFM (L/Min)	Hose I.D. Size Inch (mm)	Air Inlet Thread	Tool Thread	Weight Pound (kg)	Length Inch (mm)	Height Inch (mm)
52420	0.5 (373)	20,000	82 dB(A)	28 (793)	3/8 (10)	1/4" NPT	3/8"-24 Male	2.2 (1.0)	6 (152)	5-1/2 (140)
52434	0.5 (373)	20,000	81 dB(A)	27 (765)	3/8 (10)	1/4" NPT	3/8"-24 Male	2.0 (0.9)	6-3/8 (162)	3-1/8 (79)
52435	0.5 (373)	20,000	77 dB(A)	27 (765)	3/8 (10)	1/4" NPT	3/8"-24 Male	2.3 (1.0)	8-1/2 (126)	3-1/8 (79)
52439	0.4 (306)	12,000	83 dB(A)	21 (595)	1/4 (6)	1/4" NPT	3/8"-24 Male	1.6 (0.7)	8-1/2 (126)	3-1/8 (79)
52576	1 (744)	15,000	77 dB(A)	39 (1,104)	3/8 (10)	3/8" NPT	3/8"-24 Male	4.0 (1.8)	14-7/8 (379)	3-1/8 (79)
52577	1 (744)	18,000	78 dB(A)	40 (1,133)	3/8 (10)	3/8" NPT	3/8"-24 Male	4.0 (1.8)	14-7/8 (379)	3-1/8 (79)
52578	1 (744)	20,000	78 dB(A)	44 (1,256)	3/8 (10)	3/8" NPT	3/8"-24 Male	4.0 (1.8)	14-7/8 (379)	3-1/8 (79)

Tune-Up Kit: 52434 – No. 98623; 52435 – No. 95600; 52420 – No. 96044; 52576 – No. 96039; 52577, 52578 – No. 96532; 52439 – No. 96179 (page 267)

Additional Specifications: Air Pressure 90 PSIG (6.2 Bar)

GRINDERS

Cut-Off Wheel Tools

Air-Powered Cutting Tools, 3" and 4" Diameter



DYNASWIVEL®
PAGE 223

COUPLER/PLUG
PAGE 228

For Efficient Cutting of Sheet Metal, Frame Rails, Clamps, Bolts, etc.

FOR TYPE 41 REINFORCED
CUT-OFF WHEELS
3" and 4" Dia. (76 mm and 102 mm)
SEE PAGE 281

- Models accepts optional 3" or 4" diameter Type 41 reinforced Cut-Off Wheels, with 3/8" center hole.
- "Dual-wick" lubrication system saturates gears with oil for increased performance, extended life and reduced downtime.
- Adjustable wheel guard provides maximum operator protection.
- Safety-lock lever is included.



Model 54730

Wheel Sold Separately

Composite Housing Models

Right Angle, .7 hp, Rear Exhaust

- Models include aluminum right angle housing.

Model 54730 3" Dia., 18,000 RPM

Model 54734 4" Dia., 13,500 RPM

- Each model includes side handle for left or right-hand use.



Extended Model 54736

Wheel Sold Separately

Model 54732 3" Dia., Extended, 18,000 RPM

Model 54736 4" Dia., Extended, 13,500 RPM

- Extension design allows longer reach on work piece, and two-hand control for added comfort.

GRINDERS

Steel Housing Models

Right Angle, .7 hp, Rear Exhaust

- Steel housings offer increased durability!
- Models include steel right angle housing.

Model 54740 3" Dia., 18,000 RPM


Model 54744 4" Dia., 13,500 RPM

- Each model includes side handle for left or right-hand use.

Model 54742 3" Dia., Extended, 18,000 RPM

Model 54746 4" Dia., Extended, 13,500 RPM

- Extension design allows longer reach on work piece, and two-hand control for added comfort.




All models on page include 95848 Gear Oil and 95541 Gear Oil Gun. Simple lubrication extends gear life.



Model 54744

Wheel Sold Separately



Extended Model 54742

Wheel Sold Separately

IMPORTANT: Speed of tool must not exceed maximum operating speed of accessory. Never mount non-reinforced grinding wheels. Always wear eye, face & body protection.

Model Number	Motor hp (W)	Motor RPM	Sound Level	Maximum Air Flow SCFM (L/Min)	Hose I.D. Size Inch (mm)	Air Inlet Thread	Tool Thread	Weight Pound (kg)	Length Inch (mm)	Height Inch (mm)
54730	0.7 (522)	18,000	83 dB(A)	41 (1,161)	3/8 (10)	1/4" NPT	3/8"-24 Male	3 (1.3)	8 (202)	3-1/8 (79)
54732	0.7 (522)	18,000	82 dB(A)	41 (1,161)	3/8 (10)	1/4" NPT	3/8"-24 Male	3.5 (1.6)	11-3/8 (288)	3-1/8 (79)
54734	0.7 (522)	13,500	83 dB(A)	40 (1,133)	3/8 (10)	1/4" NPT	3/8"-24 Male	3.2 (1.4)	8 (202)	3-1/16 (78)
54736	0.7 (522)	13,500	83 dB(A)	40 (1,133)	3/8 (10)	1/4" NPT	3/8"-24 Male	3.7 (1.7)	11-3/8 (288)	3-1/16 (78)
54740	0.7 (522)	18,000	82 dB(A)	41 (1,161)	3/8 (10)	1/4" NPT	3/8"-24 Male	3.8 (1.7)	8-1/16 (204)	3-1/8 (79)
54742	0.7 (522)	18,000	79 dB(A)	41 (1,161)	3/8 (10)	1/4" NPT	3/8"-24 Male	4.2 (1.9)	11-7/16 (290)	3-1/8 (79)
54744	0.7 (522)	13,500	81 dB(A)	40 (1,133)	3/8 (10)	1/4" NPT	3/8"-24 Male	4 (1.8)	8-1/16 (204)	3-1/16 (78)
54746	0.7 (522)	13,500	81 dB(A)	40 (1,133)	3/8 (10)	1/4" NPT	3/8"-24 Male	4.4 (2)	11-7/16 (290)	3-1/16 (78)

Tune-Up Kit: Composite – No. 96680; Steel – No. 98623 (page 267) • Additional Specifications: Air Pressure 90 PSIG (6.2 Bar)

Cut-Off Wheel Tools

Air-Powered Cutting Tools, 4" Diameter



DYNASWIVEL®
PAGE 223

COUPLER/PLUG
PAGE 228

For Efficient Cutting of Sheet Metal, Frame Rails, Clamps, Bolts, etc.


FOR TYPE 41 REINFORCED CUT-OFF WHEELS
4" (102 mm) diameter
SEE PAGE 281

4" Diameter, 7° Offset, .7 hp, Front Exhaust

- Each model accepts optional 4" diameter reinforced Type 41 Cut-Off Wheels with 3/8" center hole. (Wheel width of 1/32" - 1/8".)
- Gearless motor design for reduced maintenance and downtime.
- Tool handle is offset 7° for greater operator comfort.
- Safety-lock lever is included; rear exhaust.

Model 52430
15,000 RPM

Model 52431
20,000 RPM



Dynaswivel® air line connector is ideal for use with most air tools. It improves tool maneuverability, minimizes operator fatigue and extends hose life. (See page 223.)



Model 52430

Wheel Sold Separately



4" Diameter, Straight Line, 1 hp, Rear Exhaust

- Each model accepts optional 4" diameter reinforced Type 41 Cut-Off Wheels with 3/8" center hole. (Wheel width of 1/32" - 1/8".)
- Governor controlled motor to maintain RPM under heavy load.
- Safety-lock lever is included.

Model 52573
15,000 RPM

Model 52574
18,000 RPM



Model 52573


Wheel Sold Separately

4" Diameter, Straight Line, 1 hp, 6" Extension

- Each model accepts optional 4" diameter reinforced Type 41 Cut-Off Wheels with 3/8" center hole. (Wheel width of 1/32" - 1/8".)
- Governor controlled motor to maintain RPM under heavy load.
- Safety-lock lever is included; rear exhaust.

Model 52579
15,000 RPM

Model 52580
18,000 RPM



Always use required wheel guard. Never remove a guard that is specified for a tool.



Model 52580

Wheel Sold Separately

IMPORTANT: Speed of tool must not exceed maximum operating speed of accessory. Never mount non-reinforced grinding wheels. Always wear eye, face & body protection.

Model Number	Motor hp (W)	Motor RPM	Sound Level	Maximum Air Flow SCFM (L/Min)	Hose I.D. Size Inch (mm)	Air Inlet Thread	Tool Thread	Weight Pound (kg)	Length Inch (mm)	Height Inch (mm)
52430	0.7 (522)	15,000	89 dB(A)	32 (906)	1/4 (6)	1/4" NPT	3/8"-24 Male	2.7 (1.2)	7-3/8 (187)	4-3/4 (121)
52431	0.7 (522)	20,000	88 dB(A)	36 (1,020)	1/4 (6)	1/4" NPT	3/8"-24 Male	2.7 (1.2)	7-3/8 (187)	4-3/4 (121)
52573	1 (744)	15,000	77 dB(A)	39 (1,104)	3/8 (10)	3/8" NPT	3/8"-24 Male	2.5 (1.1)	9-3/8 (238)	4-1/2 (113)
52574	1 (744)	18,000	78 dB(A)	40 (1,133)	3/8 (10)	3/8" NPT	3/8"-24 Male	2.5 (1.1)	9-3/8 (238)	4-1/2 (113)
52579	1 (744)	15,000	77 dB(A)	39 (1,104)	3/8 (10)	3/8" NPT	3/8"-24 Male	4.1 (1.8)	14-7/8 (379)	4-1/2 (113)
52580	1 (744)	18,000	78 dB(A)	40 (1,133)	3/8 (10)	3/8" NPT	3/8"-24 Male	4.1 (1.8)	14-7/8 (379)	4-1/2 (113)

Tune-Up Kit: .7 hp models – No. 96045; 1 hp models – No. 96532 (page 267) • Additional Specifications: Air Pressure 90 PSIG (6.2 Bar)

GRINDERS

Vacuum Cut-Off Wheel Tools

Air-Powered Cutting Tools, 3" Diameter



DYNASWIVEL®
PAGE 223

COUPLER/PLUG
PAGE 228

*For Efficient Cutting with Capture of Dust and Debris.
Ideal for use on Fiberglass and Composites.*

FOR DIAMOND
CUT-OFF WHEELS
3" (76 mm) Diameter
SEE PAGE 293

3" Diameter, Right Angle, .4 hp, 12,000 RPM

Model 52538 *Rear Exhaust*

- Ideal for use with optional 3" diameter Diamond Cut-Off Wheels with 3/8" center hole.
- Adjustable wheel guard has vacuum port (1" outside diameter) that diverts airborne dust and debris to optional vacuum source.
- Non-marring composite base is removable to utilize maximum blade depth of 11/16". Optional 52646 composite base is available for gel coat notching.
- "Dual wick" lubrication system saturates gears with oil for increased performance, extended life and reduced downtime. Tool includes 95848 Gear Oil and 95541 Gear Oil Gun.
- Safety-lock lever is included.



Model 52538

Wheel Sold Separately

3" Diameter, Extended Straight-Line, 1 hp, 18,000 RPM

Model 52537 *Rear Exhaust*

- For use with optional 3" diameter Diamond Cut-Off Wheels with 3/8" center hole.
- Vacuum shroud diverts airborne dust and debris, through 1" outside diameter port to optional external vacuum source.
- Vacuum shroud cover may also be used as a trim guide, for cutting as close as 5/32" (4 mm).
- Extension design is ideal for two-hand use, offering enhanced comfort and control.
- Blade guide allows exposure of 9/16" (14 mm) depth of Cut-Off Wheel.
- Cut-Off Wheel is changed quickly and easily, without removal of shroud cover plate.
- Safety-lock throttle lever is included.



Model 52537

GRINDERS

The ONLY Extension Vacuum Cut-Off Wheel Tool on the Market!



Model 52537



Vacuum shroud cover may be used as a trim guide, for cutting as close as 5/32" (4 mm).

IMPORTANT: Speed of tool must not exceed maximum operating speed of accessory. Never mount saw blades or non-reinforced grinding wheels. Always wear eye, face & body protection.

Model Number	Motor hp (W)	Motor RPM	Sound Level	Maximum Air Flow SCFM (L/Min)	Hose I.D. Size Inch (mm)	Air Inlet Thread	Tool Thread	Weight Pound (kg)	Length Inch (mm)	Height Inch (mm)
52538	0.4 (298)	12,000	83 dB(A)	21 (595)	3/8 (10)	1/4" NPT	3/8"-24 Male	2 (.97)	8-5/8 (219)	4-3/8 (111)
52537	1.0 (746)	18,000	79 dB(A)	41 (1,161)	3/8 (10)	3/8" NPT	3/8"-24 Male	3.75 (1.7)	14-5/8 (371)	4-1/2 (114)

Tune-Up Kit: 52538 – No. 96179; 52537 – No. 96532 (page 267) • Additional Specifications: Air Pressure 90 PSIG (6.2 Bar)

Vacuum Cut-Off Wheel Tool

Air-Powered Cutting Tool, 3" Diameter



DYNAJET
PAGE 224

COUPLER/PLUG
PAGE 228

*Unique Shroud and Flange Design Adds Versatility!
Ideal for use on Fiberglass and Composites.*

FOR DIAMOND
CUT-OFF WHEELS
3" (76 mm) Diameter
SEE PAGE 293

3" Diameter, Straight-Line, .7 hp, 20,000 RPM

Model 52418 Rear Exhaust

- Accepts optional 3" (76 mm) diameter Diamond Cut-Off Wheels with 3/8" diameter mandrel.
- Unique cutaway shroud design allows 1" (25 mm) wheel depth exposure.
- Vacuum shroud diverts dust and debris through 1" outside diameter port, to optional vacuum source.
- Non-marring plastic flange protects work surface while cutting.
- Adjustable cutting height, from flush to 5/8" (16 mm) above work surface, is achieved by inserting wheel mandrel deeper into collet.
- Operating tool in horizontal position allows flush-cut trimming of edges.
- An essential tool for boat builders, pool, spa and shower manufacturers, and composite industries.
- Safety-lock lever is included.



Model 52418

Wheel Sold Separately

Place this edge against workpiece for consistent cut!

Includes 94300 Composite Dynaswivel® Air Line Connector

Extended rear exhaust muffler for reduced sound levels

Safety-lock lever is included

1" Dia. Vacuum Port

3/8" Collet Size

Ideal for both vertical and horizontal operation

Unique cutaway shroud allows 1" (25 mm) wheel depth exposure

Non-marring plastic flange protects work surface



Model 52418

IMPORTANT: Speed of tool must not exceed maximum operating speed of accessory. Never mount saw blades or non-reinforced grinding wheels. Always wear eye, face & body protection.

Model Number	Motor hp (W)	Motor RPM	Sound Level	Maximum Air Flow SCFM (L/Min)	Hose I.D. Size Inch (mm)	Air Inlet Thread	Collet Size	Weight Pound (kg)	Length Inch (mm)	Height Inch (mm)
52418	0.7 (522)	20,000	79 dB(A)	37 (1,048)	3/8 (10)	1/4" NPT	3/8"	3 (1.3)	10-15/16 (265)	5-1/4 (133)

Tune-Up Kit: No. 96529 (page 267) • Additional Specifications: Air Pressure 90 PSIG (6.2 Bar)

Vacuum Cut-Off Wheel Tools

Air-Powered Cutting Tools, 4-1/2"-5" Diameter



DYNAJET
PAGE 224

COUPLER/PLUG
PAGE 228

*For Efficient Cutting with Capture of Dust and Debris.
Ideal for use on Fiberglass and Composites.*

**FOR DIAMOND
CUT-OFF WHEELS**
4-1/2"-5" Dia. (114 mm-127 mm)
SEE PAGE 293

4-1/2" Diameter, 7° Offset, .7 hp, 20,000 RPM

Model 52436 *Rear Exhaust*

- For use with optional 94912 Diamond Cut-Off Wheel, 4-1/2" (114 mm) diameter with 3/8" center hole, slotted for cooler running and longer life.
- Adjustable wheel guard has vacuum port, 1" (25 mm) outside diameter, that diverts airborne dust and debris to optional vacuum source.
- Blade depth exposure of 1-3/16" (30 mm).
- Tool includes cushioned, soft-grip side handle.
- Handle is offset 7° for greater operator comfort and control.
- Safety-lock lever is included.




Model 52436


Wheel Sold Separately



Model 52436



Dynaswivel® air line connector is ideal for use with most air tools. It improves tool maneuverability, minimizes operator fatigue and extends hose life. (See page 223.)



The use of a Filter-Regulator-Lubricator will increase tool performance, extend tool life and lessen repair costs. (See page 224.)



GRINDERS

5" Diameter, Right Angle, 1 hp, 12,000 RPM

Model 52438 *Rear Exhaust*

- For use with optional 5" (127 mm) diameter Diamond Cut-Off Wheel with 3/4" center hole.
- Adjustable wheel guard has vacuum port, 1-1/4" (32 mm) outside diameter, that diverts airborne dust and debris to optional vacuum source.
- Powerful, high-quality air motor is effective for cutting through thick fiberglass over-wrap and fiber spray.
- Blade guide allows controlled cutting depth. Operator may expose up to 1-1/8" (28 mm) depth of Cut-Off Wheel if required.
- Safety-lock lever is included.



Model 52438

Wheel Sold Separately

IMPORTANT: Speed of tool must not exceed maximum operating speed of accessory. Never mount saw blades or non-reinforced grinding wheels. Always wear eye, face & body protection.

Model Number	Motor hp (W)	Motor RPM	Sound Level	Maximum Air Flow SCFM (L/Min)	Hose I.D. Size Inch (mm)	Air Inlet Thread	Tool Thread	Weight Pound (kg)	Length Inch (mm)	Height Inch (mm)
52436	0.7 (522)	20,000	90 dB(A)	32 (906)	3/8 (10)	1/4" NPT	3/8"-24 Male	3.1 (1.4)	10-5/8 (270)	5-1/4 (133)
52438	1.0 (746)	12,000	80 dB(A)	40 (1,138)	3/8 (10)	3/8" NPT	3/8"-24 Male	6.7 (3.0)	14-5/8 (371)	4-1/2 (114)

Tune-Up Kit: 52436 – No. 96045; 52438 – No. 96532 (page 267) • Additional Specifications: Air Pressure 90 PSIG (6.2 Bar)

Vacuum Cut-Off Wheel Tool

Air-Powered Cutting Tool, 5" Diameter



DYNASWIVEL®
PAGE 223

COUPLER/PLUG
PAGE 228

For Efficient Cutting with Capture of Dust and Debris.
Ideal for use on Fiberglass and Composites.

FOR DIAMOND
CUT-OFF WHEELS
5" (127 mm) Diameter
SEE PAGE 293

5" Diameter, 1.3 hp, 12,000 RPM

Model 52615

- Ideal for use with optional 5" diameter Diamond Cut-Off Wheels with 3/4" diameter center hole (see page 293).
- Adjustable wheel guard has vacuum port (1-1/4" outside diameter) that diverts airborne dust and debris to optional vacuum source.
- Non-marring composite base is removable to utilize maximum blade depth of 1-3/16" (30 mm). Optional 53544 composite base is available for scoring.
- "Wick Lube" System extends gear life with simple lubrication. Tool includes 95848 Gear Oil and 95541 Gear Oil Gun.
- Exhaust system rotates 360° to ensure exhaust is always directed away from operator.
- Safety-lock lever is included.



Model 52615

Includes
95848 Gear Oil
and 95541
Gear Oil Gun

Wheel Sold Separately

Optional Scoring Assembly



Part No. 53545

- Skid allows 1/8" deep score. Includes three screws for attaching.

IMPORTANT: Speed of tool must not exceed maximum operating speed of accessory. Never mount saw blades or non-reinforced grinding wheels. Always wear eye, face & body protection.

Model Number	Motor hp (W)	Motor RPM	Sound Level	Maximum Air Flow SCFM (L/Min)	Hose I.D. Size Inch (mm)	Air Inlet Thread	Spindle Thread	Weight Pound (kg)	Length Inch (mm)	Height Inch (mm)
52615	1.3 (969)	12,000	84 db(A)	42 (1,189)	3/8 (10)	3/8" NPT	3/8"-24	7.3 (3.3)	15.2 (385)	8.4 (213)

Additional Specifications: Air Pressure 90 PSIG (6.2 Bar)

Guide to Dynabrade Vacuum Tools

GRINDERS

Abrasive Belt Tool

Vacuum Dynafine® II 15



Grinders

3" Dia. Vacuum Cut-Off Wheel Tools 110
4-1/2" - 5" Dia. Vacuum Cut-Off Wheel Tools 112
5" Dia. Vacuum Cut-Off Wheel Tool 113



Die Grinders

Central Vacuum Pencil Grinder 50
.4 hp Vacuum Die Grinders 69
.7 hp Vacuum Die Grinders 70
1 hp Vacuum Die Grinders 70



Drills & Specialty Tools

.4 hp Vacuum Drills 136
.7 hp Vacuum Drills 137
Vacuum Router 144



Gear-Driven & Finishing Sanders

DynaLocke® 166
Gear-Driven Sanders 168
11" Dia. Gear-Driven Sanders 169
Dynafine® Detail Sander 170
Dynabug® "Model T" Sander 174
Dynabug® Sander 175
Dynabug® II Sander 177
DynaLine Sander 178



Disc Sanders

2" Dia. Vacuum Disc Sanders 85
3" Dia. Vacuum Disc Sanders 87
5" Dia. Vacuum Disc Sanders 89
7" Dia. Vacuum Disc Sander 90



Random Orbital Sanders

Dynorbital® Supreme 148
Dynorbital® Silver Supreme 152
Dynorbital-Spirit® 154
HiVac Dynorbital-Spirit® 156
Two-Hand Dynorbital® 158
11" Dia. Two-Hand Dynorbital® 159
11" Dia. Electric Two-Hand Dynorbital® 159



Source Capture Systems

..... 204







Dynabrade.com



Dynabrade Systems & Solutions



For Grinders and Cut-Off Wheel Tools – Suggested Tool/Accessory Combinations

TOOL	ABRASIVE	ACCESSORIES	
Depressed Center Wheel Grinder Model 52632 <i>Right Angle, 12,000 RPM, 1.3 hp</i> Page 98 	4-1/2" Dia. Type 27 Reinforced Depressed Center Wheel  Page 281	Backup Flange 53697, 53630 Page 98 	Lightweight Air Line 10 mm I.D. Page 225 
Depressed Center Wheel Grinder Model 53245 <i>Vertical, 8,500 RPM, 3 hp</i> Page 102 	7" Dia. Type 27 Reinforced Depressed Center Wheel  Not Included	Side Handle 52169 Page 253 	Flexible Air Line 1/2" I.D. Page 226 
Cut-Off Wheel Tool Model 52439 <i>Right Angle, 12,000 RPM, .4 hp</i> Page 107 	3" Dia. Diamond Cut-Off Wheel Gulletted/Slotted  Page 293	Gear Oil & Gun 95848, 95541 Page 254 	Motor Tune-Up Kit 96047 Page 267 
Cut-Off Wheel Tool Model 52573 <i>Straight-Line, 15,000 RPM, 1 hp</i> Page 109 	4" Dia. Reinforced Cut-Off Wheel  Page 281	3/8" Dynaswivel® 95461 Page 223 	Overhose Assembly 53621 Page 247 
Cone/Plug Wheel Grinder Model 52721 <i>Straight-Line, 18,000 RPM, 1 hp</i> Page 105 	Abrasive Plug Wheel Not included 	Motor Tune-Up Kit 96532 Page 267 	DynaJet Blow Gun 94467 Page 224 

GRINDERS

ESSENTIAL ACCESSORIES

Metal Capture Downdraft Station 64350 Page 208 	Air Lube (10W/NR) 95842 Page 254 	Dynüba 100 60005 Page 254 	Dynaswivel® 94300 Page 223 	Filter-Regulator-Lubricator 10681 Page 224 
		Dynüba 26 60020 Page 254 	Coupler/Plug Assemblies 95676, 97572 Page 228 	Air Hose Assemblies 94863, 94852, 94892 Page 225 



BUFFING TOOLS

“Two-Step” System Tools	116	4" Dia. Straight-Line Buffers	123
“Two-Step” System Process	117	5" - 8" Dia. Buffers	124
3", 5" Dia. Dynabuffer	118	6" - 8" Dia. Buffers	125
3" Dia. Buffers	119	Electric Buffer	126
3" Dia. Sander/Buffer and Buffer..	121	Electric Random Orbital Buffer	126
Cut & Polish Rotary/ Random Orbital Head	121	<i>Systems & Solutions</i>	127



BUFFING TOOLS

“Two-Step” System Tools

Utilizing Mini-Orbital Sander and Dynabuffer



SANDING PADS
PAGE 241

BUFFING PADS
PAGE 239

Proven Method for Repairing Minor Surface Defects in Clearcoat

FOR ABRASIVE DISCS
OR POLISHING BUFFS
SOLD SEPARATELY

STEP ONE TOOLS

Choose One of These Models:

Model 58037 12,000 RPM **Right Angle Denibber**

- See page 180 for full details.
(All models on 180 may be used.)

Model 57502 7,500 RPM **Palm-Style Mini-Dynorbital® Sander**

- See page 160 for full details.
Model 57503 (5,000 RPM) may also be used.

Model 69502 7,500 RPM **Palm-Style Mini-Dynorbital®** **Silver Supreme Sander**

- See page 160 for full details.
Model 57503 (5,000 RPM) may also be used.



STEP TWO TOOLS

Choose One of These Models:

Model 57126 Dynabuffer **3" Diameter, Rear Exhaust**

- See page 118 for full details.

Model 55126 Dynabuffer **3" Diameter, Front Exhaust**

- See page 118 for full details.

Model 58455 Dynabuffer **5" Diameter, Rear Exhaust**

- See page 118 for full details.



*See Next Page for
“Two-Step” System
Instructions!*

“Two-Step” System

Utilizing Mini-Orbital Sander and Dynabuffer



SANDING PADS
PAGE 241

BUFFING PADS
PAGE 239

Proven Method for Repairing Minor Surface Defects in Clearcoat

FOR ABRASIVE DISCS
OR POLISHING BUFFS
SOLD SEPARATELY

STEP ONE: SANDING

Choose One of These Models:

- **Model 58037** *Right Angle Denibber*
- **Model 57502** *Palm-Style Mini-Dynorbital® Sander*
- **Model 69502** *Palm-Style Mini-Dynorbital® Silver Supreme Sander*

- Attach abrasive disc to sanding pad, then apply water to abrasive disc.
- Place sanding pad on surface defect, positioning pad slightly off-center. Apply light pressure.
- Throttle tool ON, and sand in random motion for about two seconds.
- Keep sanding pad FLAT on surface while sanding, allowing tool and abrasive to do the work. Try to keep sanded area as small as possible.
- With tool still running, move tool OFF work surface and then stop it.
- Wipe surface dry with clean, soft cloth.



Model
58037



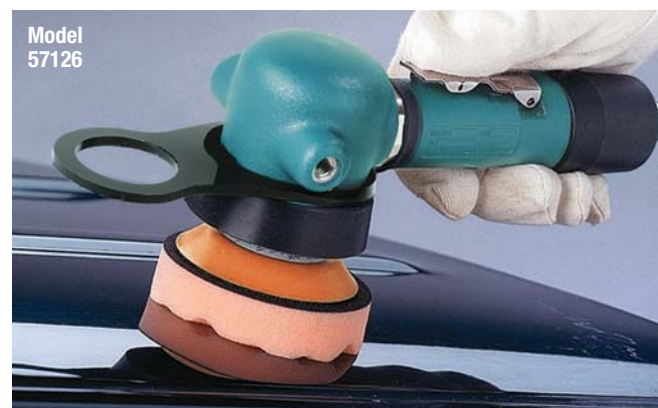
Model
69502

STEP TWO: BUFFING

Choose One of These Models:

- **Model 57126** *Dynabuffer*
- **Model 55126** *Dynabuffer*
- **Model 58455** *Dynabuffer*

- Apply small amount of polishing compound to optional buffing pad attached to Dynabuffer. Spread compound evenly to precondition pad.
- Apply small drop of polishing compound to work surface. Use pad to spread compound evenly over sanded area of surface.
- Place pad on sanded area and apply pressure (approximately 3 lbs./1.4 kg of pressure).
- Throttle tool ON, and adjust pressure to minimize vibration (finding the “sweet spot”).
- Move pad in random motion, keeping pad flat or tipped slightly forward.
- Throttle tool OFF with pad still on surface (“start ON and stop ON”).
- Wipe surface dry with clean, soft cloth.
- If imperfections are still visible, repeat Two-Step System.



Model
57126



Model
55126

BUFFING TOOLS

See a VIDEO Demo at Dynabrade.com



Dynabuffer

Air-Powered Buffering Tool, 3" and 5" Diameter



BACKUP PADS
PAGE 231

ACCESSORIES
PAGE 222

Ideal for use in Dynabrade "Two-Step" System (see page 117)

FOR POLISHING BUFFS
3" (76 mm) and
5" (127 mm) diameters
SEE PAGE 239

Model 57126 3" Diameter, Rear Exhaust

- Dynabuffer moves backup pad and optional polishing buff in 14 mm diameter offset orbit.
- Runs at 10,000 RPM free speed; 7,000 RPM under load.
- Patented balancer compensates for vibration when running under load, resulting in a smooth operating performance. (Patent 6,206,771). Applies to all models on page.
- Optimum air pressure for this model is 80 PSIG.
- Includes 56142 Hook-Face backup pad.
- Safety-lock throttle lever is optional.



WATCH the Dynabuffer at Work!



Model 57126

Polishing Buff Sold Separately

Model 55126 3" Diameter, Front Exhaust

- Offers increased horsepower and speed, to reduce buffing time by up to 40%.
- Runs at 12,000 RPM free speed; 7,500 RPM under load.
- Front exhaust (patent pending) helps to cool foam buffing pad (optional), increasing life of pad.
- Rubber grip adds comfort and helps protect operator from cold air transfer.
- Safety-lock throttle lever included.
- Optimum air pressure for this model is 80 PSIG.
- Includes 56142 Hook-Face backup pad.




Model 55126


Polishing Buff Sold Separately

Model 58455 5" Diameter, Rear Exhaust

- Large diameter allows buffing of wider area in less time.
- Runs at 10,000 RPM free speed; 5,500 RPM under load.
- Shown with optional 56195 Hook-Face Random Orbital Sanding Pad, and optional polishing pad.
- Optimum air pressure for this model is 90 PSIG.
- Safety-lock throttle lever included.

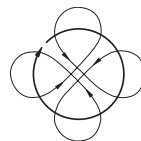


For most efficient polishing, place approximately 10 lbs. of pressure on pad while Dynabuffer is in use.



To prevent "slinging" of the polishing compound, keep Dynabuffer ON the work surface as you stop the tool.

14 mm Dia. Random Orbital Motion
(All models on page)



Model 58455

Backup Pad and Polishing Buff Sold Separately

Model Number	Motor hp (W)	Motor RPM	Sound Level	Maximum Air Flow SCFM (L/Min)	Hose I.D. Size Inch (mm)	Air Pressure PSIG (Bar)	Tool Thread	Weight Pound (kg)	Length Inch (mm)	Height Inch (mm)
55126	.5 (373)	7,500	79 dB(A)	37 (1,048)	1/4 (8)	90 (6.2)	5/16"-24 Female	2.7 (1.2)	9-1/2 (241)	4-1/8 (105)
57126	.16 (119)	7,000	74 dB(A)	20 (566)	3/8 (10)	80 (5.5)	5/16"-24 Female	2.0 (0.9)	8-1/4 (210)	3-1/8 (80)
58455	.21 (157)	5,500	82 dB(A)	16 (453)	1/4 (8)	90 (6.2)	5/16"-24 Female	2.7 (1.2)	11 (277)	4-15/16 (125)

Tune-Up Kit: 55126 – No. 96542; 57126 – No. 96537; 58455 – No. 98220 (page 267) • Additional Specifications: Air Inlet Thread 1/4" NPT

3" Diameter Buffers

.4 hp, Air-Powered Buffing Tools



SIDE HANDLE
PAGE 253

BACKUP PADS
PAGE 240

For Quick and Easy Spot Repair on a Variety of Surfaces

FOR POLISHING BUFFS
3", 5" and 6" diameter
(76 mm, 127mm, 152 mm)
SEE PAGE 239

3" Diameter, 7° Offset, Rear Exhaust

- 7° offset ergonomic design for control and comfort.
- High torque planetary-gear air motor; muffler reduces sound level.
- Standard rotary action.

Model 51400 3,200 RPM

Model 51402 3,600 RPM

Model 51401 5,000 RPM

- All models include 50126 Hook-Face Pad, 90027 Terry Cloth Bonnet and 90028 Wool Buffing Bonnet.
- 3/8"-24 Male Thread.

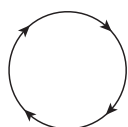


Model 51400 achieves high gloss finish when used with 95723 Dynabrade Finesse Sanding Creme and 95727 Dynabrade Glaze (each sold separately).



51405 Versatility Kit

- Includes: 51400 air tool; 3" hook-face backing pad, terry cloth bonnet, wool bonnet and foam "flat face" pad; Dynabrade Finesse Sanding Creme; Dynabrade Glaze and 14 mm open end wrench (not shown).



Rotary Motion
(All models on page)

Model Number	Motor hp (W)	Motor RPM	Sound Level	Maximum Air Flow SCFM (L/Min)	Hose I.D. Size Inch (mm)	Air Inlet Thread	Tool Thread	Weight Pound (kg)	Length Inch (mm)	Height Inch (mm)
51400	.4 (298)	3,200	77 dB(A)	24 (680)	3/8 (10)	1/4" NPT	3/8"-24 Male	1.7 (.8)	8-3/4 (222)	4-1/4 (108)
51401	.4 (298)	5,000	75 dB(A)	24 (680)	3/8 (10)	1/4" NPT	3/8"-24 Male	1.7 (.8)	8-3/4 (222)	4-1/4 (108)
51402	.4 (298)	3,600	76 dB(A)	24 (680)	3/8 (10)	1/4" NPT	3/8"-24 Male	1.7 (.8)	8-3/4 (222)	4-1/4 (108)

Tune-Up Kit: No. 96174 (page 267) • Additional Specifications: Air Pressure 90 PSIG (6.2 Bar)

3" Diameter, .4 hp, Right Angle, Rear Exhaust

Model 53460 3,200 RPM

- Features high torque, variable speed air motor. Lubricated gears; rotary action.
- Tool comes with 50122 Hook-Face backup pad, 3" diameter.
- Includes 90027 Terry Cloth Bonnet and 90028 Wool Buffing Bonnet.

53465 Sander/Buffer Versatility Kit

- All that is needed for quick, simple spot repair on a variety of surfaces.
- Includes: Model 53417 Air Tool (3,200 RPM) with 54028 Random Orbital Sanding Head; 54021 Adapter (1/4"-28 to 1/4"-20 male); 54017 Vinyl Sanding Pad (3/4" dia.) 54018 Vinyl Sanding Pad (1-1/4" dia.); 50120 Hook-Face Pad (3" dia.); 90027 Terry Cloth Bonnet (3" dia.); 90028 Wool Buffing Pad (3" dia.); 95727 Dynabrade Glaze; 95723 Finesse Sanding Creme; 95848 Gear Oil; 95542 Grease; two 95541 Grease Guns; 95262 Wrench (14 mm); 95281 Wrench (19 mm); and sample abrasives.
- Refer to the Random Orbital Sander section (page 163) for 53417 Right Angle Mini-Dynorbital® specifications.



Model Number	Motor hp (W)	Motor RPM	Sound Level	Maximum Air Flow SCFM (L/Min)	Hose I.D. Size Inch (mm)	Air Inlet Thread	Tool Thread	Weight Pound (kg)	Length Inch (mm)	Height Inch (mm)
53460	.4 (298)	3,200	78 dB(A)	21 (595)	1/4 (6)	1/4" NPT	3/8"-24 Male	1.9 (.9)	7 (178)	2-3/4 (70)

Tune-Up Kit: No. 96174 (page 267) • Additional Specifications: Air Pressure 90 PSIG (6.2 Bar)

BUFFING TOOLS

3" Diameter Buffers

.4 hp, Air-Powered Buffing Tools



DYNAJET
PAGE 224

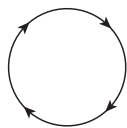
BACKUP PADS
PAGE 240

For Repair of Sanding Scratches on Clearcoat


FOR TERRY CLOTH,
WOOL, FOAM BUFFS
3" (76 mm) diameter
SEE PAGE 239

Model 49440 3" Diameter, 3,200 RPM


- Tool comes mounted with 54021 Adapter (1/4"-20 male thread).
- Governor-controlled motor maintains speed under load.
- Includes 50120 Hook-Face Pad (3" diameter), which mounts directly to 54021 Adapter.
- Also includes 90027 Terry Cloth Bonnet and 90028 Wool Buffering Bonnet.
- Extended rear exhaust muffler, safety-lock lever, rotary action.



Rotary Motion



Tool has 1/4"-28 female thread with 54021 Adapter removed.



Dynaswivel® air line connector is ideal for use with most air tools. It improves tool maneuverability, minimizes operator fatigue and extends hose life. (See page 223.)



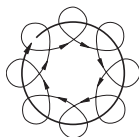
Model 49440 achieves high gloss finish when used with Dynabrade Finesse Sanding Creme and Dynabrade Glaze (each sold separately).

BUFFING TOOLS

Model 49403 Versatility Kit

- Repair dust nibs and scratches on clearcoat.
- Includes: 3,200 RPM air tool, 54028 Random Orbital Sanding Head, two sanding pads, 50120 Hook 'n Loop Pad for bonnets, 54021 Adapter, wool and terry cloth bonnets, 95723 Finesse Sanding Creme, 95727 Dynabrade Glaze, assorted wrenches and sample abrasives.

Note: Optional 54585 Side Handle Assembly available.



3/16" (5 mm) Dia. Orbit
(with 54028 Head Attached)



Model Number	Motor hp (W)	Motor RPM	Sound Level	Maximum Air Flow SCFM (L/Min)	Hose I.D. Size Inch (mm)	Air Inlet Thread	Tool Thread	Weight Pound (kg)	Length Inch (mm)	Height Inch (mm)
49440	.4 (298)	3,200	79 dB(A)	26 (736)	1/4 (6)	1/4" NPT	1/4"-28 Female	1.9 (.9)	13 (331)	2.6 (67)

Tune-Up Kit: No. 96541 (page 267) • Additional Specifications: Air Pressure 90 PSIG (6.2 Bar)

3" Diameter Sander/Buffer, Buffer

.2 hp, Air-Powered Buffing Tools

For Repair of Sanding Scratches on Clearcoat

FOR TERRY CLOTH,
WOOL, FOAM BUFFS
3" (76 mm) diameter
SEE PAGE 239



3" (76 mm) Sander/Buffer

Model 69540 12,000 RPM

- Dual-purpose tool offers random orbital sanding and rotary buffing.
- Repairs dust nibs and blemishes on paints and clear coats.
- Also used to repair hazy/cloudy headlights, and other clear/colored acrylic surfaces.
- 3" (76 mm) diameter allows use on contoured surfaces and tight areas.
- In rotary mode, offers all the benefits of model 69550 below.



3" (76 mm) Rotary Buffer

Model 69550 12,000 RPM

- Accepts 3" (76 mm) wool and foam buff pads.
- Runs at 12,000 RPM free-speed, then slows to under 4,000 RPM in use.
- Ideal for buffing door/window columns and posts, plus recessed areas and contoured surfaces.
- Lightweight, palm-style design offers great comfort and control.
- Adjustable speed regulator included.



Model Number	Motor hp (W)	Motor RPM	Sound Level (Sanding)	Sound Level (Buffing)	Maximum Air Flow SCFM (L/Min)	Hose I.D. Size Inch (mm)	Air Inlet Thread	Weight Pound (kg)	Length Inch (mm)	Height Inch (mm)
69540	.2 (149)	12,000	71 dB(A)	74 dB(A)	12 (334)	1/4 (6)	1/4" NPT	1.5 (.67)	6.1 (154)	3.7 (94)
69550	.2 (149)	12,000	N/A	74 dB(A)	12 (334)	1/4 (6)	1/4" NPT	1.5 (.67)	6.1 (154)	2.6 (70)

Tune-Up Kit: No. 96221 (page 267) • Additional Specifications: Air Pressure 90 PSIG (6.2 Bar)

Cut & Polish Rotary/Random Orbital Head

Offers Both ROTARY and RANDOM ORBITAL Action

For Buffers up to 3,200 RPM

- Run pad in rotary (cut) mode for initial buffing and removing dust nibs, light scratches, oxidation and "orange peel." Then switch to random orbital (polish) mode for buffing to a swirl-free finish with no "haze" or "halo" effects!
- Offered in three female thread sizes, to fit buffers up to 3,200 RPM.
- Includes 50855 Hook-Face Backing Pad to accept wool, foam and terry cloth bonnets, in diameters of 7" (178 mm) and 8" (203 mm).
- Also includes 90082 Natural Sheepskin Polishing Bonnet, 8" (203 mm) diameter, and assorted wrenches.

Model 61384 5/8"-11 Female Thread

Model 61385 M14x2 Female Thread

Model 61383 M16x2 Female Thread



3" Diameter Buffers

.25 hp, Air-Powered Buffing Tools



BALL SWIVEL PLUG
PAGE 223

BACKUP PADS
PAGE 240

For Repair of Sanding Scratches on Clearcoat

**FOR TERRY CLOTH,
WOOL, FOAM BUFFS**
3" (76 mm) diameter
SEE PAGE 239

Model 57550 3" Diameter, 2,400 RPM

- Excellent for buffing and polishing fiberglass, plastics and other materials.
- Ideal for buffing door/window columns and posts, plus recessed areas and contoured surfaces.
- Includes 50125 rigid 3" backing pad, 90027 Terry Cloth Pad and 90028 Wool Pad.
- Low profile housing; rear exhaust; lever throttle.
- Shown at right with optional 94300 Dynaswivel® and optional 94990 Coupler/Plug Assembly (see page 228).

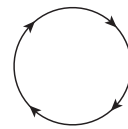


Model 57550




Model 57550

57550 Palm-Style Buffer utilized on a solid surface sink bowl.



Rotary Motion

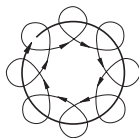


Use Dynabrade Finesse Sanding Creme and Dynabrade Glaze to achieve a superior high gloss finish after compounding.

BUFFING TOOLS

Model 57553 Versatility Kit

- Efficiently repair dust nibs and scratches on clearcoat.
- Quick, simple spot repair on painted surfaces.
- Mini Random Orbital Sander; 3" Buffer; 3-1/2" Disc Sander.
- Includes: 2,400 RPM basic tool; 54476 Mini-Orbital Head; 3" backing pad; 1-1/4" and 3-1/2" dia. vinyl-face pads; 3" dia. terry cloth bonnet, wool bonnet and foam "flat face" pad; 95723 Dynabrade Finesse Sanding Creme; 95727 Dynabrade Glaze, sample discs and sample abrasive pack. (14 mm and 19 mm wrenches also included; not shown.)



3/16" (5 mm) Dia. Orbit
(with 54776 Head Attached)



Model 57553

Reloc is a registered trademark of 3M Company

Model Number	Motor hp (W)	Motor RPM	Sound Level	Maximum Air Flow SCFM (L/Min)	Hose I.D. Size Inch (mm)	Air Inlet Thread	Tool Thread	Weight Pound (kg)	Length Inch (mm)	Height Inch (mm)
57550	.25 (186)	2,400	79 dB(A)	18 (510)	1/4 (6)	1/4" NPT	1/4"-20 Male	1.9 (.9)	5-3/8 (137)	4-1/4 (108)

Tune-Up Kit: No. 96107 (page 267) • Additional Specifications: Air Pressure 90 PSIG (6.2 Bar)

Straight-Line Buffers

.4 hp & .7 hp, for Buff Wheels up to 4" Diameter



DYNASWIVEL®
PAGE 223

COUPLER/PLUGS
PAGE 228

Excellent for Buffing and Polishing Fiberglass, Plastics and Other Materials

VARIOUS BUFFING AND POLISHING ACCESSORIES
SOLD SEPARATELY

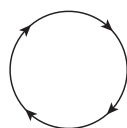
.4 hp, Rear Exhaust

- .4 hp Die Grinder shown with optional 95749 Mandrel (1/2") and optional 90024 Cotton Buff Wheels (4" dia. x 1/2" wide).
- Governor-control maintains consistent motor speed under load and delivers optimal power.
- Extended muffler design ensures lowest sound level. Includes safety-lock lever.



Model 47201

Mandrel and Wheels Sold Separately



Rotary Motion
(All models on page)

Model 47200

950 RPM, 1/4" & 6 mm Collets

Model 47201

3,200 RPM, 1/4" & 6 mm Collets

Model 47202

5,500 RPM, 1/4" & 6 mm Collets

Model Number	Motor hp (W)	Motor RPM	Sound Level	Maximum Air Flow SCFM (L/Min)	Collet Insert	Air Pressure PSIG (Bar)	Weight Pound (kg)	Length Inch (mm)	Height Inch (mm)
47200	.4 (298)	950	79 dB(A)	23 (651)	1/4" / 6 mm	90 (6.2)	1.9 (.9)	11 (280)	1.7 (44)
47201	.4 (298)	3,200	75 dB(A)	23 (651)	1/4" / 6 mm	90 (6.2)	1.4 (.6)	9.8 (250)	1.7 (44)
47202	.4 (298)	5,000	78 dB(A)	23 (651)	1/4" / 6 mm	90 (6.2)	1.4 (.6)	9.8 (250)	1.7 (44)

Tune-Up Kit: No. 96541 (page 267) • Additional Specifications: Hose I.D. Size 1/4" (6 mm) • Air Inlet Thread 1/4" NPT

.7 hp, Rear Exhaust

- .7 hp Die Grinder shown with optional 95749 Mandrel (1/2") and optional 90024 Cotton Buff Wheels (4" dia. x 1/2" wide).
- Planetary gear allows tool to run at proper speed under load to achieve desired finish.
- Extended muffler design ensures lowest sound level. Includes safety-lock lever.



Model 52101

Mandrel and Wheels Sold Separately

Model 52100

950 RPM, 1/4" & 6 mm Collets

Model 52101

3,400 RPM, 1/4" & 6 mm Collets

Model 52102

4,500 RPM, 1/4" & 6 mm Collets

Model Number	Motor hp (W)	Motor RPM	Sound Level	Maximum Air Flow SCFM (L/Min)	Hose I.D. Size Inch (mm)	Air Inlet Thread	Tool Thread	Weight Pound (kg)	Length Inch (mm)	Height Inch (mm)
52100	.7 (522)	950	81 dB(A)	34 (957)	3/8 (10)	1/4" NPT	1/2"-20 Male	3.6 (1.6)	12-1/2 (318)	1-7/8 (48)
52101	.7 (522)	3,400	79 dB(A)	35 (977)	3/8 (10)	1/4" NPT	1/2"-20 Male	2.7 (1.2)	9-1/2 (241)	1-7/8 (48)
52102	.7 (522)	4,500	79 dB(A)	35 (977)	3/8 (10)	1/4" NPT	1/2"-20 Male	2.7 (1.2)	9-1/2 (241)	1-7/8 (48)

Tune-Up Kit: No. 96260 (page 267) • Additional Specifications: Air Pressure 90 PSIG (6.2 Bar)

5" - 8" Diameter Buffers

.4 hp and .7 hp Air-Powered Buffing Tools



DYNAJET
PAGE 224

COUPLER/PLUGS
PAGE 228

Excellent for Buffing and Polishing Fiberglass, Plastics and Other Materials

POLISHING ACCESSORIES
5", 6" and 8" diameter
(127 mm, 152 mm, 203 mm)
SEE PAGE 239

5" Diameter, 7° Offset, .4 hp


Model 51430 3,200 RPM

- Includes 50147 Hook-Face Pad and 90040 Foam "Flat Face" Buffing Pad.
- Shown with optional 13141 Side Handle/Collar Assembly.
- 3/8"-24 Male Thread.
- Extended muffler design.



Model 51430

Rotary Motion
(All models on page)



Dynaswivel® air line connector is ideal for use with most air tools. It improves tool maneuverability, minimizes operator fatigue and extends hose life. (See page 223.)



5" - 8" Diameter, 7° Offset, .7 hp

- Conventional rotary action.
- 7° offset ergonomic design for control and comfort.
- High torque planetary-gear air motor; muffler reduces sound level.
- Includes safety-lock lever and soft-grip handle.
- Backup pad and polishing pad sold separately.

Model 51450 3,400 RPM, 5/8"-11 Male Thread

Model 51451 4,500 RPM, 5/8"-11 Male Thread


Model 51454 3,400 RPM, M14 Male Thread

Model 51455 4,500 RPM M14 Male Thread



Model 51450

51450 Buffer shown with optional 50946 Backup Pad and optional 90047 Polishing Pad.



The use of a Filter-Regulator-Lubricator will increase tool performance, extend tool life and lessen repair costs. (See page 224.)



BUFFING TOOLS

Model Number	Motor hp (W)	Motor RPM	Sound Level	Maximum Air Flow SCFM (L/Min)	Hose I.D. Size Inch (mm)	Air Inlet Thread	Tool Thread	Weight Pound (kg)	Length Inch (mm)	Height Inch (mm)
51430	.4 (298)	3,200	77 dB(A)	24 (680)	3/8 (10)	1/4" NPT	3/8"-24 Male	2.4 (1.1)	9-3/4 (248)	4-1/2 (114)
51450 / 51454	.7 (522)	3,400	75 dB(A)	46 (1,303)	3/8 (10)	1/4" NPT	5/8"-11 Male / M14	4.1 (1.9)	10-4/5 (275)	5-4/5 (148)
51451 / 51455	.7 (522)	4,500	79 dB(A)	46 (1,303)	3/8 (10)	1/4" NPT	5/8"-11 Male / M14	4.1 (1.9)	10-4/5 (275)	5-4/5 (148)

Tune-Up Kit: No. 96234; 51430 - No. 96174 (page 267) • Additional Specifications: Air Pressure 90 PSIG (6.2 Bar)

6" - 8" Diameter Buffers

Air-Powered Buffing Tools



SIDE HANDLE
PAGE 253

BACKUP PADS
PAGE 240

For Quick and Easy Buffing on Large Surfaces

FOR POLISHING BUFFS
6"-8" diameter
(152 mm-203 mm)
SEE PAGE 239

6"-8" Diameter, .7 hp

- Ideal for use with optional 6" to 8" buffing accessories.
Safety-lock throttle included.

5/8"-11 Male Thread

Model 51470 2,000 RPM

Model 51472 3,100 RPM

M14 Male Thread

Model 51600 2,000 RPM

Model 51601 3,100 RPM

50791 Accessory Kit 6" Diameter

50792 Accessory Kit 8" Diameter

- Includes 50828 (6" dia.) or 50829 (8" dia.) Disc Pad; 96302 Overhose Assembly; 96323 Air Line 3/8"; 95848 Gear Oil (2.5 oz. tube); 95542 Grease; 95541 Grease Gun (2).

NOTE: For old-style tools 50816, 50823 and 50851, order 50797 (6" dia.) or 50798 (8" dia.) Accessory Kit.



50853 Backup Pad and 90082 Polishing Pad Sold Separately

Model 51470

Model Number	Motor hp (W)	Motor RPM	Sound Level	Maximum Air Flow SCFM (L/Min)	Hose I.D. Size Inch (mm)	Air Inlet Thread	Tool Thread	Weight Pound (kg)	Length Inch (mm)	Height Inch (mm)
51470 / 51600	.7 (522)	2,000	79 dB(A)	41 (1,161)	3/8 (10)	1/4" NPT	5/8"-11 Male / M14	4.8 (2.2)	13 (330)	3-1/8 (79)
51472 / 51601	.7 (522)	3,100	77 dB(A)	41 (1,161)	3/8 (10)	1/4" NPT	5/8"-11 Male / M14	4.8 (2.2)	13 (330)	3-1/8 (79)

Tune-Up Kit: No. 96178 (page 267) • Additional Specifications: Air Pressure 90 PSIG (6.2 Bar)

6"-8" Diameter, .7 hp, 2,500 RPM

Model 51459 5/8"-11 Male Thread

Model 51458 M14 x 2 Male Thread

- .7 hp air motor, running at 2,500 RPM.
- Standard safety-lock lever.
- Shown with optional 50853 Backup Pad and optional 90082 Polishing Pad.



WATCH Tool at Work!



Model 51459

Model Number	Motor hp (W)	Motor RPM	Sound Level	Maximum Air Flow SCFM (L/Min)	Hose I.D. Size Inch (mm)	Air Inlet Thread	Tool Thread	Weight Pound (kg)	Length Inch (mm)	Height Inch (mm)
51459 / 51458	.7 (522)	2,500	80 dB(A)	27 (765)	3/8 (10)	1/4" NPT	5/8"-11 Male / M14	5.3 (2.4)	11-3/4 (301)	4 (102)

Tune-Up Kit: No. 96672 (page 267) • Additional Specifications: Air Pressure 90 PSIG (6.2 Bar)

6"-8" Diameter, 1 hp

- Ideal for use with optional 6" to 8" buffing accessories.
- Highest quality air motor has variable speed.
- Planetary gear set is easily lubricated for extended tool life.
- Safety-lock throttle and soft-grip handle (adjusts to left or right hand).

5/8"-11 Male Thread

Model 51390 1,250 RPM

Model 51391 1,800 RPM

Model 51392 2,800 RPM

Model 51393 4,500 RPM

M14 Male Thread

Model 51394 1,250 RPM

Model 51395 1,800 RPM

Model 51396 2,800 RPM

Model 51397 4,500 RPM



50853 Backup Pad and 90082 Polishing Pad Sold Separately

Model 51390

Rotary Motion
(All models on page)

Model Number	Motor hp (W)	Motor RPM	Sound Level	Maximum Air Flow SCFM (L/Min)	Hose I.D. Size Inch (mm)	Air Inlet Thread	Tool Thread	Weight Pound (kg)	Length Inch (mm)	Height Inch (mm)
51390 / 51394	1 (744)	1,250	81 dB(A)	42 (1,201)	3/8 (10)	3/8" NPT	5/8"-11 Male / M14	4.5 (2.1)	13-1/8 (333)	3-3/4 (95)
51391 / 51395	1 (744)	1,800	80 dB(A)	42 (1,201)	3/8 (10)	3/8" NPT	5/8"-11 Male / M14	4.5 (2.1)	13-1/8 (333)	3-3/4 (95)
51392 / 51396	1 (744)	2,800	78 dB(A)	41 (1,167)	3/8 (10)	3/8" NPT	5/8"-11 Male / M14	4.5 (2.1)	13-1/8 (333)	3-3/4 (95)
51393 / 51397	1 (744)	4,500	77 dB(A)	35 (997)	3/8 (10)	3/8" NPT	5/8"-11 Male / M14	4.0 (1.8)	11-11/16 (296)	3-3/4 (95)

Tune-Up Kit: No. 96532 (page 267) • Additional Specifications: Air Pressure 90 PSIG (6.2 Bar)

BUFFING TOOLS

Electric Buffer

Electric Large Diameter Polishing Tool



BACKUP PADS
PAGE 240

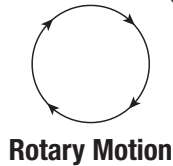
HANDLES
PAGE 253

Achieve Fine Finish on a Variety of Surfaces

FOR POLISHING PADS AND BUFFS
6"-8" (152 mm-203 mm) dia.
SEE PAGE 239

Model 51580 120 V (AC), 5/8"-11 Male Thread

- Variable speed trigger with adjustable 0-3,000 RPM roller dial for optimum performance. Desired RPM can be locked with speed-lock button.
- Top-quality brushes are externally accessible for increased productivity.
- 11-amp motor for power!
- Long 8-foot electric cord is made of oil-resistant rubber, and stays flexible when cold.
- Side handle connects in three positions for optimum comfort.



Model Number	Motor RPM	Maximum Watts Out	Voltage	Current Amps	Phase	Frequency	Spindle Thread	Weight Pound (kg)	Length Inch (mm)	Height Inch (mm)
51580	0-3,000	1,305	120 V (AC)	11	1	60 Hz	5/8"-11	7.8 (3.5)	17 (432)	5-1/4 (133)

Random Orbital Buffer

Electric Large Diameter Buffing Tool



BACKUP PADS
PAGE 240

HANDLES
PAGE 253

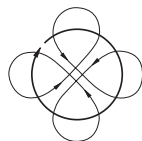
Random Orbital Polishing Leaves No Haze, Halo or Swirl Marks

FOR POLISHING PADS AND BUFFS
7"-8" (178 mm-203 mm) dia.
SEE PAGE 239

Electric-Powered

Model 51584 120 V (AC), 5/8"-11 Male Thread

- Same great features as Rotary Model 51580, with exclusive "Twist Handle" capability.
- Works without leaving haze, halo or swirl marks... a must for dark finishes!
- Includes comfort grip handle that fits on either side or top of tool.
- Includes 50855 Hook-Face Backup Pad, 7-1/4" in diameter.

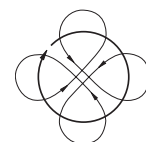


Model Number	Motor RPM	Voltage	Current Amps	Phase	Frequency	Spindle Thread	Weight Pound (kg)	Length Inch (mm)	Height Inch (mm)
51584	0-3,000	120 V (AC)	11	1	60 Hz	5/8"-11	7.8 (3.5)	17 (432)	5-1/4 (133)

Random Orbital Head Kit

- Converts standard rotary tool (up to 3,200 RPM) to a Random Orbital Polisher!
- Kit Includes Random Orbital Polishing Head, 50855 Hook-Face Backing Pad (7" [178 mm] diameter), 90082 Natural Sheepskin Polishing Pad (7" [178 mm] diameter) and 50679 Wrench (26 mm).

61374 Random Orbital Head Kit
(USA Patent no. 7,022,002)



61374 5/8"-11 Female Thread

Dynabrade Systems & Solutions

For Buffing Tools – Suggested Tool/Accessory Combinations



TOOL	POLISHING BUFF	ACCESSORIES	
3" Dia. Dynabuffer Model 57126 Right Angle, 7,000 RPM, .16 hp Page 118	3-1/4" Dia. Foam Waffle Pad 90070 Page 239	Backup Pad 56142 Page 231	DynaJet Blow Gun 94467 Page 224
3" Dia. Buffer Model 51400 7° Offset, 3,200 RPM, .4 hp Page 119	3" Dia. Polishing Buff Page 239	Backup Pad 50126 Page 240	Motor Tune-Up Kit 96174 Page 267
3" Dia. Buffer Model 49440 Angle Head, 3,200 RPM, .4 hp Page 120	3" Dia. Polishing Buff Page 239	Backup Pad 50120 Page 240	Sanding Creme & Glaze 95723, 95727 Page 255
5" Dia. Dynabuffer Model 58455 Right Angle, 5,500 RPM, .21 hp Page 118	5-1/4" Dia. Foam Waffle Pad 90063 Page 239	Backup Pad 56195 Page 231	Tool Hanger 56592 Page 253
Electric Buffer Model 51580 Right Angle, 0-3,000 RPM, 120 V (AC) Page 126	6"-8" Dia. Polishing Pads & Buffs Page 239	Backup Pad 50853 Page 240	Sanding Creme & Glaze 95723, 95727 Page 255

BUFFING TOOLS

ESSENTIAL ACCESSORIES

Metal Capture Dowlraft Station 64350 Page 208	Air Lube (10W/NR) 95842 Page 254	Dynūba 100 60005 Page 254	Dynaswivel® 94300 Page 223	Filter-Regulator-Lubricator 10681 Page 224
		Dynūba 26 60020 Page 254	Coupler/Plug Assemblies 95676, 97572 Page 228	Air Hose Assemblies 94863, 94852, 94892 Page 225



DYNABRADE

DRILLS & SPECIALTY TOOLS

Non-Vacuum Models

.4 hp Drills	129
.4 hp, .5 hp Drills	131
.7 hp Drills	132
Drill Speed Recommendation Chart ..	134
DynaPen Series	138
Stockade Filer	141
Stockade Sander & Saw	142

Dynadie® III	143
Router.....	143
Dynascalor	145

Vacuum Models

.4 hp Vacuum Drills	136
.7 hp Vacuum Drills	137
Vacuum Router	144



DRILLS & SPECIALTY TOOLS



.4 hp Drills

Air-Powered Industrial Quality Drills



DYNASWIVEL®
PAGE 223

COUPLER/PLUG
PAGE 228

Now in Pistol Grip Design!

- .4 hp (298 W) Pistol Grip Drill offered in ergonomic Dynabrade design, with comfortable textured tactile grip.
- Powerful high-torque air motor is ideal for countless industrial applications.
- Trigger offers comfortable “soft start” of tool.
- Finger platform on both sides of tool allows increased stability and comfort.
- Models offered in speeds from 500 RPM to 20,000 RPM.
- Models include either 1/4" Dynachuck or 1/4" Jacobs® Chuck. Two models include 3/8" Jacobs® Chuck.

FOR STANDARD DRILL BITS
AND ACCESSORIES
NOT INCLUDED



Model
52833

Pistol Grip Models, 1/4" Chuck


Speed	Dynachuck	Jacobs® Chuck
500 RPM	52831	52931
1,000 RPM	52832	52932
2,400 RPM	52833	52933
3,600 RPM	52834	52934
5,500 RPM	52835	52935
20,000 RPM	52836	52936

Pistol Grip Models, 3/8" Chuck

Speed	Dynachuck	Jacobs® Chuck
500 RPM	–	52986
1,000 RPM	–	52987



Model
52836



The use of a Filter-Regulator-Lubricator will increase tool performance, extend tool life and lessen repair costs. (See page 224.)



Model Number	Motor hp (W)	Motor RPM	Chuck Size	Sound Level	Air Flow Rate SCFM (L/Min)	Air Pressure PSIG (Bar)	Spindle Thread	Weight Pound (kg)	Length Inch (mm)	Height Inch (mm)
52831/52931	.4 (298)	500	1/4"	72 dB(A)	23 (651)	90 (6.2)	3/8"-24 Male	2.4 (1.1)	6.5 (164)	5 (127)
52832/52932	.4 (298)	1,000	1/4"	77 dB(A)	25 (708)	90 (6.2)	3/8"-24 Male	2.4 (1.1)	6.5 (164)	5 (127)
52833/52933	.4 (298)	2,400	1/4"	75 dB(A)	22 (623)	90 (6.2)	3/8"-24 Male	1.8 (.8)	5.9 (149)	5 (127)
52834/52934	.4 (298)	3,600	1/4"	73 dB(A)	23 (651)	90 (6.2)	3/8"-24 Male	1.8 (.8)	5.9 (149)	5 (127)
52835/52935	.4 (298)	5,500	1/4"	78 dB(A)	25 (708)	90 (6.2)	3/8"-24 Male	1.8 (.8)	5.9 (149)	5 (127)
52836/52936	.4 (298)	20,000	1/4"	78 dB(A)	22 (623)	90 (6.2)	3/8"-24 Male	1.8 (.8)	5.9 (149)	5 (127)
52986	.4 (298)	500	3/8"	76 dB(A)	23 (651)	90 (6.2)	3/8"-24 Male	2.6 (1.2)	6.9 (176)	5 (127)
52987	.4 (298)	1,000	3/8"	77 dB(A)	25 (708)	90 (6.2)	3/8"-24 Male	2.6 (1.2)	6.9 (176)	5 (127)

Tune-Up Kit: No. 96067 (page 267) • Additional Specifications: Air Inlet Thread 1/4" NPT • Hose I.D. Size 3/8" (10 mm)

.4 hp Drills

Air-Powered Industrial Quality Drills



DYNAJET
PAGE 224

AIR LINES
PAGE 225

Angle Head & Right Angle Designs

Angle Head, 1/4"-28 Spindle Thread

- Accepts 1/4"-28 threaded drill bits, sold separately.
- Angle height of only 1.2" (30 mm).
- Governor-controlled motor maintains speed under load.

Model 49455

950 RPM


- Extended rear muffler design; safety-lock lever included.
- USA Government National Stock Number 5130015498848.




Model 49430

3,200 RPM


- Extended rear muffler design; safety-lock lever included.



See Vacuum Drill on Page 136!



Motor Tune-Up Kits will extend the life of an air tool when used with a preventative maintenance schedule.



Dynaswivel® air line connector is ideal for use with most air tools. It improves tool maneuverability, minimizes operator fatigue and extends hose life. (See page 223.)



DRILLS & SPECIALTY TOOLS

Right Angle, 1/4"-28 Spindle Thread

Model 53435 3,200 RPM

- Accepts 1/4"-28 threaded drill bits, sold separately.
- Angle height of 2-1/4" (57 mm).
- Standard muffler; optional safety-lock lever available.



Model Number	Motor hp (W)	Motor RPM	Sound Level	Maximum Air Flow SCFM (L/Min)	Hose I.D. Size Inch (mm)	Air Inlet Thread	Spindle Thread	Weight Pound (kg)	Length Inch (mm)	Height Inch (mm)
49430	.4 (298)	3,200	79 dB(A)	26 (736)	1/4 (6)	1/4" NPT	1/4"-28 Female	1.9 (.9)	11.7 (296)	1.2 (30)
49455	.4 (298)	950	77 dB(A)	26 (736)	1/4 (6)	1/4" NPT	1/4"-28 Female	2.1 (.9)	13 (329)	1.2 (30)
53435	.4 (298)	3,200	77 dB(A)	21 (595)	1/4 (6)	1/4" NPT	1/4"-28 Female	1.9 (.9)	7 (178)	2-1/4 (57)

Tune-Up Kits: 49430 and 49455 – No. 96541; 53435 – No. 96179 (page 267) • Additional Specifications: Air Pressure 90 PSIG (6.2 Bar)

.4 hp & .5 hp Drills

Air-Powered Industrial Quality Drills



DYNASWIVEL®
PAGE 223

COUPLER/PLUG
PAGE 228

Straight-Line, 7° Offset & Right Angle Designs

**FOR STANDARD DRILL BITS AND ACCESSORIES
NOT INCLUDED**

Straight Line, .4 hp, Rear Exhaust

- Each model includes 1/4" drill chuck and key.
- Extended muffler design for reduced sound levels.

Model 53077 950 RPM

Model 53078 3,200 RPM

Model 53079 5,000 RPM



Model 53079

13141 Handle/Collar Assembly Sold Separately



Model 51846 (Below)

7° Offset, .4 hp, Rear Exhaust

- Each model includes 1/4" drill chuck and key.
- Extended muffler design for reduced sound levels.

Model 53072 950 RPM

Model 53073 3,200 RPM

Model 53074 5,000 RPM



Model 53072

Right Angle, .4 hp, Front Exhaust

- Each model includes 1/4" drill chuck and key.

Model 51846 12,000 RPM

Model 51847 15,000 RPM

Model 51848 20,000 RPM

Right Angle, .4 hp, Rear Exhaust

- Each model includes 1/4" chuck and key.
- Standard muffler design.

Model 53046 12,000 RPM

Model 53047 15,000 RPM

Model 53048 20,000 RPM



Model 53046

Straight Line, .5 hp, Front Exhaust

Model 53037 20,000 RPM

- Includes 1/4" drill chuck and key.

Model 53037



Model Number	Motor hp (W)	Motor RPM	Sound Level	Maximum Air Flow SCFM (L/Min)	Hose I.D. Size Inch (mm)	Air Inlet Thread	Spindle Thread	Weight Pound (kg)	Length Inch (mm)	Height Inch (mm)
51846	.4 (298)	12,000	82 dB(A)	21 (595)	1/4 (6)	1/4" NPT	3/8"-24 Male	1.1 (.5)	5-1/2 (140)	4 (101)
51847	.4 (298)	15,000	81 dB(A)	21 (595)	1/4 (6)	1/4" NPT	3/8"-24 Male	1.1 (.5)	5-1/2 (140)	4 (101)
51848	.4 (298)	20,000	86 dB(A)	21 (595)	1/4 (6)	1/4" NPT	3/8"-24 Male	1.1 (.5)	5-1/2 (140)	4 (101)
53037	.5 (373)	20,000	84 dB(A)	27 (765)	3/8 (10)	1/4" NPT	3/8"-24 Male	1.5 (.7)	7 (178)	1-3/4 (44)
53046	.4 (298)	12,000	83 dB(A)	21 (595)	1/4 (6)	1/4" NPT	3/8"-24 Male	1.1 (.5)	5-3/4 (146)	4 (101)
53047	.4 (298)	15,000	83 dB(A)	21 (595)	1/4 (6)	1/4" NPT	3/8"-24 Male	1.1 (.5)	5-3/4 (146)	4 (101)
53048	.4 (298)	20,000	84 dB(A)	21 (595)	1/4 (6)	1/4" NPT	3/8"-24 Male	1.1 (.5)	5-3/4 (146)	4 (101)
53072	.4 (298)	950	75 dB(A)	22 (623)	1/4 (6)	1/4" NPT	3/8"-24 Male	2.2 (1.0)	8 (203)	6-3/4 (171)
53073	.4 (298)	3,200	77 dB(A)	22 (623)	1/4 (6)	1/4" NPT	3/8"-24 Male	2.1 (.9)	8 (203)	5-1/2 (141)
53074	.4 (298)	5,000	75 dB(A)	22 (623)	1/4 (6)	1/4" NPT	3/8"-24 Male	2.1 (.9)	8 (203)	5-1/2 (141)
53077	.4 (298)	950	79 dB(A)	22 (623)	1/4 (6)	1/4" NPT	3/8"-24 Male	1.8 (.8)	10-1/2 (267)	1-5/8 (40)
53078	.4 (298)	3,200	79 dB(A)	22 (623)	1/4 (6)	1/4" NPT	3/8"-24 Male	1.8 (.8)	10-1/2 (267)	1-5/8 (40)
53079	.4 (298)	5,000	80 dB(A)	22 (623)	1/4 (6)	1/4" NPT	3/8"-24 Male	1.8 (.8)	10-1/2 (267)	1-5/8 (40)

Tune-Up Kits: 51846-51848, 53046-53048 – **No. 96179**; 53037 – **No. 95600**; 53072, 53077 – **No. 96173**; 53073, 53074, 53078, 53079 – **No. 96174** (page 267)
Additional Specifications: Air Pressure 90 PSIG (6.2 Bar)

.7 hp Drills

Air-Powered Industrial Quality Drills



DYNAJET
PAGE 224

AIR LINES
PAGE 225

Pistol Grip, Rear Exhaust Design

Pistol Grip, .7 hp, Rear Exhaust


- Each model includes 3/8" drill chuck and key.
- High-torque air motor; slow-speed startup trigger.
- Rubber insulated grip for operator comfort.

Model 53091 950 RPM

Model 53060 3,400 RPM

Model 53095 4,500 RPM

Model 53096 20,000 RPM



Model 53096



Model 53060

FOR STANDARD DRILL BITS
AND ACCESSORIES
NOT INCLUDED

Pistol Grip, .7 hp, Rear Exhaust

NEW! Additional Speeds and Chucks!

- High-torque air motor; slow-speed startup trigger.
- Rubber insulated grip for operator comfort.

Model 53092 500 RPM, 1/2" Keyed Chuck


Model 53090 950 RPM, 1/2" Keyed Chuck

Model 53093 1,800 RPM, 3/8" Keyed Chuck

Model 53094 2,400 RPM, 3/8" Keyed Chuck



Model 53092



Side handle is reversible for left or right hand use, and is also removable.

DRILLS & SPECIALTY TOOLS

Model Number	Motor hp (W)	Motor RPM	Sound Level	Maximum Air Flow SCFM (L/Min)	Hose I.D. Size Inch (mm)	Air Inlet Thread	Spindle Thread	Weight Pound (kg)	Length Inch (mm)	Height Inch (mm)
53060	.7 (522)	3,400	81 dB(A)	33 (935)	3/8 (10)	1/4" NPT	1/2"-20 Male	3.2 (1.4)	8-7/8 (224)	6-3/8 (163)
53090	.7 (522)	950	81 dB(A)	33 (935)	3/8 (10)	1/4" NPT	1/2"-20 Male	4.8 (2.1)	10-1/2 (267)	6-3/8 (163)
53091	.7 (522)	950	79 dB(A)	33 (935)	3/8 (10)	1/4" NPT	1/2"-20 Male	3.9 (1.8)	10-1/2 (267)	6-3/8 (163)
53092	.7 (522)	500	76 dB(A)	30 (850)	3/8 (10)	1/4" NPT	1/2"-20 Male	4.9 (2.2)	10-5/8 (270)	6-3/8 (163)
53093	.7 (522)	1,800	73 dB(A)	28 (793)	3/8 (10)	1/4" NPT	1/2"-20 Male	3.2 (1.5)	8-7/8 (224)	6-3/8 (163)
53094	.7 (522)	2,400	74 dB(A)	30 (850)	3/8 (10)	1/4" NPT	1/2"-20 Male	3.2 (1.5)	8-7/8 (224)	6-3/8 (163)
53095	.7 (522)	4,500	82 dB(A)	33 (935)	3/8 (10)	1/4" NPT	1/2"-20 Male	3.2 (1.4)	8-7/8 (224)	6-3/8 (163)
53096	.7 (522)	20,000	86 dB(A)	33 (935)	3/8 (10)	1/4" NPT	3/8"-24 Male	2.4 (1.1)	7 (180)	6-3/8 (163)

Tune-Up Kits: 53060, 53090, 53091, 53095, 53096 – No. 96047; 53092, 53093, 53094 – No. 96466 (page 267)

Additional Specifications: Air Pressure 90 PSIG (6.2 Bar)

.7 hp Drills

Air-Powered Industrial Quality Drills



DYNAJET
PAGE 224

AIR LINES
PAGE 225

7° Offset & Right Angle Designs

FOR STANDARD DRILL BITS
AND ACCESSORIES
NOT INCLUDED

7° Offset, .7 hp, Rear Exhaust

- Each model includes 1/2" drill chuck and key.
- Also includes removable side handle and safety-lock lever.

Model 53080 3,400 RPM

Model 53081 4,500 RPM



For best tool performance,
use optional 95676
Coupler/Plug Assembly.



Hole Saw Model

Right Angle, 1 hp, Rear Exhaust

Model 53143 850 RPM

- Includes 1/2" drill chuck and key.
- High torque, governor-controlled air motor.
- Ideal for running optional diamond hole saws, to efficiently punch out holes in dashboard templates, and to create other openings.
- Side handle is reversible for left or right hand use.
- Safety-lock lever is included.



DRILLS & SPECIALTY TOOLS

Model Number	Motor hp (W)	Motor RPM	Sound Level	Maximum Air Flow SCFM (L/Min)	Hose I.D. Size Inch (mm)	Air Inlet Thread	Spindle Thread	Weight Pound (kg)	Length Inch (mm)	Height Inch (mm)
53080	.7 (522)	3,400	79 dB(A)	46 (1,303)	3/8 (10)	1/4" NPT	1/2"-20 Male	4.9 (2.2)	10-3/4 (274)	7-3/4 (196)
53081	.7 (522)	4,500	79 dB(A)	46 (1,303)	3/8 (10)	1/4" NPT	1/2"-20 Male	4.9 (2.2)	10-3/4 (274)	7-3/4 (196)
53143	1 (744)	850	74 dB(A)	35 (991)	3/8 (10)	3/8" NPT	1/2"-20 Male	5.5 (2.5)	13-1/8 (333)	5-1/8 (130)

Tune-Up Kits: 53080, 53081 – No. 96234; 53143 – No. 96532 (page 267) • Additional Specifications: Air Pressure 90 PSIG (6.2 Bar)

Drill Speed Recommendation Chart

For Various Materials Using High-Speed Steel (HSS) Drills*

MATERIAL	SPEED (SFPM)		DRILL SIZES – INCHES (mm)			
	MIN.	MAX.	1/16 (1.5)		1/8 (3)	
			0.063		0.125	
			MIN. RPM	MAX. RPM	MIN. RPM	MAX. RPM
MARBLE	15	25	909	1,515	458	763
SLATE	15	25	909	1,515	458	763
STONE	15	25	909	1,515	458	763
STEEL – ALLOY (300-400 Bhn)	20	30	1,212	1,818	611	916
CAST IRON – HARD (260-320 Bhn)	30	40	1,818	2,425	916	1,222
STEEL – STAINLESS (375-425 Bhn)	30	40	1,818	2,425	916	1,222
MONEL	40	50	2,425	3,031	1,222	1,527
STEEL – AUTOMOTIVE FORGINGS	40	50	2,425	3,031	1,222	1,527
STEEL – TOOL (150-200 Bhn)	50	60	3,031	3,637	1,527	1,833
STEEL – 0.4-0.5%C (125-175 Bhn)	70	80	4,244	4,850	2,139	2,444
CAST IRON – MED HARD (150-190 Bhn)	70	100	4,244	6,063	2,139	3,055
BRONZE – HIGH TENSILE	30	100	1,818	6,063	916	3,055
MALLEABLE IRON	80	90	4,850	5,456	2,444	2,750
MILD MACHINERY – 0.2-0.3%C (120-150 Bhn)	80	110	4,850	6,669	2,444	3,361
BAKELITE AND SIMILAR MATERIAL	100	150	6,063	9,094	3,055	4,583
CAST IRON – SOFT (110-140 Bhn)	100	150	6,063	9,094	3,055	4,583
PLASTIC – SOFT	100	150	6,063	9,094	3,055	4,583
BRASS AND BRONZE	200	300	12,126	18,189	6,111	9,167
ALUMINUM & ALUMINUM ALLOYS (CAST, NON-HEAT TREATED)	200	300	12,126	18,189	6,111	9,167
MAGNESIUM AND ALLOYS	250	400	15,157	24,252	7,639	12,223
FIBERGLASS	300	400	18,189	24,252	9,167	12,223
WOOD	300	400	18,189	24,252	9,167	12,223
RPM RANGES						
LOW	0	301	601	901	1,201	1,801
HIGH	300	600	900	1,200	1,800	2,400

*Chart is based on High-Speed Steel (HSS) drills and drill bits. For other drill materials and coatings, follow drill bit manufacturer's recommendations.

DRILLS & SPECIALTY TOOLS

Drill Speed Recommendation Chart (Cont'd.)

For Various Materials Using High-Speed Steel (HSS) Drills*

DRILL SIZES – INCHES (mm)									
3/16 (5)		1/4 (6)		5/16 (8)		3/8 (10)		1/2 (13)	
0.188		0.250		0.313		0.375		0.500	
MIN. RPM	MAX. RPM	MIN. RPM	MAX. RPM	MIN. RPM	MAX. RPM	MIN. RPM	MAX. RPM	MIN. RPM	MAX. RPM
304	507	229	381	183	305	152	254	114	190
304	507	229	381	183	305	152	254	114	190
304	507	229	381	183	305	152	254	114	190
406	609	305	458	244	366	203	305	152	229
609	812	458	611	366	488	305	407	229	305
609	812	458	611	366	488	305	407	229	305
812	1,015	611	763	488	610	407	509	305	381
812	1,015	611	763	488	610	407	509	305	381
1,015	1,219	763	916	610	732	509	611	381	458
1,422	1,625	1,069	1,222	854	976	713	814	534	611
1,422	2,031	1,069	1,527	854	1,220	713	1,018	534	763
609	2,031	458	1,527	366	1,220	305	1,018	229	763
1,625	1,828	1,222	1,375	976	1,098	814	916	611	687
1,625	2,234	1,222	1,680	976	1,342	814	1,120	611	840
2,031	3,047	1,527	2,291	1,220	1,830	1,018	1,527	763	1,145
2,031	3,047	1,527	2,291	1,220	1,830	1,018	1,527	763	1,145
2,031	3,047	1,527	2,291	1,220	1,830	1,018	1,527	763	1,145
4,063	6,095	3,055	4,583	2,440	3,661	2,037	3,055	1,527	2,291
4,063	6,095	3,055	4,583	2,440	3,661	2,037	3,055	1,527	2,291
5,079	8,127	3,819	6,111	3,050	4,881	2,546	4,074	1,909	3,055
6,095	8,127	4,583	6,111	3,661	4,881	3,055	4,074	2,291	3,055
6,095	8,127	4,583	6,111	3,661	4,881	3,055	4,074	2,291	3,055
RPM RANGES									
2,401	3,001	3,601	4,201	5,001	6,001	7,001	8,001	9,001	10,001
3,000	3,600	4,200	5,000	6,000	7,000	8,000	9,000	10,000	25,000

DRILLS & SPECIALTY TOOLS

*Chart is based on High-Speed Steel (HSS) drills and drill bits. For other drill materials and coatings, follow drill bit manufacturer's recommendations.

.4 hp Vacuum Drills

For Connection to Central Vacuum System



DYNASWIVEL®
PAGE 223

COUPLER/PLUG
PAGE 228

Unique Vacuum Shroud Captures Chips & Debris

- NEW .4 hp (298 W) Vacuum Drills include collapsible Vacuum Shroud, which compresses around drill bit to effectively capture chips and debris.
- Pistol Grip design enhances operator comfort.
- High torque air motor; insulated tool grip.
- Conductive hoses and cuffs shield operator from electrostatic discharge (ESD).
- Each model includes 1/4" Dynachuck and key.

FOR STANDARD DRILL BITS
AND ACCESSORIES
NOT INCLUDED

Pistol Grip Models

Model 52903 500 RPM

Model 52904 1,000 RPM

Model 52905 2,400 RPM

Model 52906 3,600 RPM

Model 52907 5,500 RPM



Model 52906

Collapsible Vacuum Shroud compresses around drill bit!

Includes Conductive Hose & Cuffs, to shield operator from electrostatic discharge (ESD).

1-1/4" Dia. Vacuum Port


Each model includes Dynachuck and key.

DRILLS & SPECIALTY TOOLS

Angle Head Model

Model 49135

- Accepts 1/4"-28 Threaded Drill Bits, sold separately.
- Low-profile head allows access to restricted or hard-to-reach applications.
- Extended "neck" provides additional reach.
- Collapsible shroud surrounds drill bit for efficient capture of particulate.
- For connection to central vacuum system.



Model 49135

NEW!

6' (2 m) Vacuum Hose with 1" diameter port.

Collapsible Vacuum Shroud compresses around drill bit!

Model Number	Motor hp (W)	Motor RPM	Chuck Size	Sound Level	Maximum Air Flow SCFM (L/Min)	Air Pressure PSIG (Bar)	Spindle Thread	Weight Pound (kg)	Length Inch (mm)	Height Inch (mm)
52903	.4 (298)	500	1/4"	76 dB(A)	23 (651)	90 (6.2)	3/8"-24 Male	3.7 (1.7)	10-1/2 (268)	11-3/4 (300)
52904	.4 (298)	1,000	1/4"	80 dB(A)	25 (708)	90 (6.2)	3/8"-24 Male	3.7 (1.7)	10-1/2 (268)	11-3/4 (300)
52905	.4 (298)	2,400	1/4"	77 dB(A)	22 (623)	90 (6.2)	3/8"-24 Male	3.1 (1.4)	10-1/2 (268)	11-3/4 (300)
52906	.4 (298)	3,600	1/4"	80 dB(A)	23 (651)	90 (6.2)	3/8"-24 Male	3.1 (1.4)	10-1/2 (268)	11-3/4 (300)
52907	.4 (298)	5,500	1/4"	81 dB(A)	25 (708)	90 (6.2)	3/8"-24 Male	3.1 (1.4)	10-1/2 (268)	11-3/4 (300)
49135	.4 (298)	3,200	1/4"	77 dB(A)	21 (595)	90 (6.2)	1/4"-28 Female	2.0 (.9)	11-3/4 (276)	3-1/2 (90)

Tune-Up Kit: No. 96067; 49135 – No. 96541 (page 267)

.7 hp Vacuum Drills

For Connection to Central Vacuum System



DYNAJET
PAGE 224

AIR LINES
PAGE 225

Unique Vacuum Shroud Captures Chips & Debris

- NEW .7 hp (522 W) Vacuum Drills include collapsible Vacuum Shroud, which compresses around drill bit to effectively capture chips and debris.
- Pistol Grip design includes slow-speed startup trigger.
- High torque air motor; comfortable insulated tool grip.
- Conductive hoses and cuffs shield operator from electrostatic discharge (ESD).

FOR STANDARD DRILL BITS
AND ACCESSORIES
NOT INCLUDED

Pistol Grip Models

Model 53105

950 RPM, 3/8" Keyless Drill Chuck

Model 53106

950 RPM, 1/2" Keyed Drill Chuck

Model 53103

3,400 RPM, 3/8" Keyless Drill Chuck

Model 53104


4,500 RPM, 3/8" Keyless Drill Chuck




Model 53103



Model 53103



The use of a Filter-Regulator-Lubricator will increase tool performance, extend tool life and lessen repair costs. (See page 224.)



.7 hp Vacuum Drill can be modified for left or right-hand use.

DRILLS & SPECIALTY TOOLS

Model Number	Motor hp (W)	Motor RPM	Air Inlet Thread	Sound Level	Maximum Air Flow SCFM (L/Min)	Spindle Thread	Hose I.D. Size Inch (mm)	Weight Pound (kg)	Length Inch (mm)	Height Inch (mm)
53103	.7 (522)	3,400	1/4" NPT	84 dB(A)	40 (1,130)	3/8"-24 Male	3/8 (10)	4 (1.8)	10-3/8 (264)	5-7/8 (149)
53104	.7 (522)	4,500	1/4" NPT	84 dB(A)	40 (1,130)	3/8"-24 Male	3/8 (10)	4 (1.8)	10-3/8 (264)	5-7/8 (149)
53105	.7 (522)	950	1/4" NPT	85 dB(A)	40 (1,130)	3/8"-24 Male	3/8 (10)	4.4 (2.0)	12-1/4 (310)	5-7/8 (149)
53106	.7 (522)	950	1/4" NPT	85 dB(A)	40 (1,130)	1/2"-20 Male	3/8 (10)	4.4 (2.0)	12-1/4 (310)	5-7/8 (149)

Tune-Up Kit: No. 96047 (page 267) • Additional Specifications: Air Pressure 90 PSIG (6.2 Bar)

DynaPen Series

Air-Powered Reciprocating Tool



DYNAJET
PAGE 224

COUPLER/PLUG
PAGE 228

For Engraving, Precision Removal & Deburring

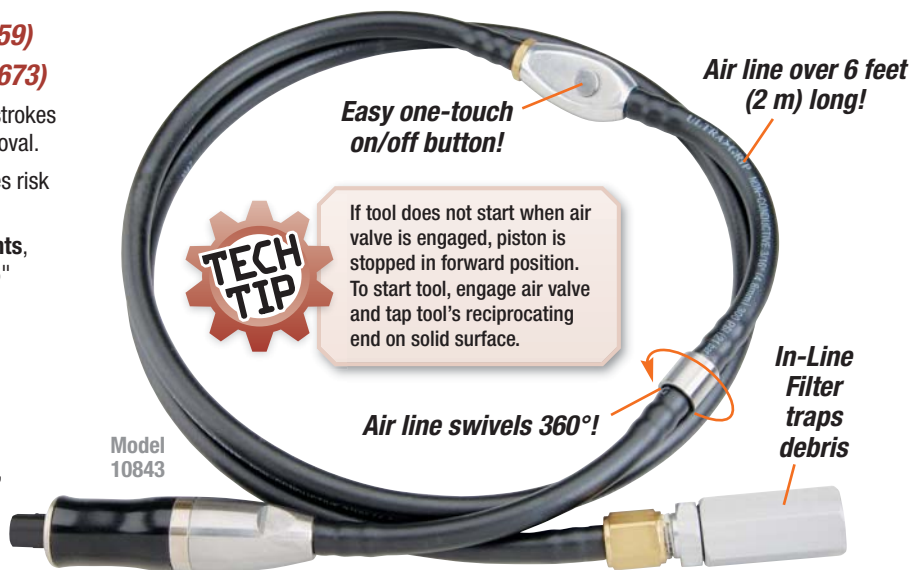
FOR FILES, SCRIBE POINTS
AND CHISELS
SEE PAGES 292-293

DynaPen accepts multiple accessories for engraving, precision removal and deburring. Combining rapid action with short stroke length, DynaPen is used on plastics, composites, steel, aluminum and more. An essential tool for industries such as aerospace, mold-making, firearms, machine and model shops, plus computer and cell phone manufacturing!

Model 10843 1/8" Collet Insert (51659)

Model 10832 3 mm Collet Insert (51673)

- Lightweight pneumatic tool operates at 14,000 strokes per minute, providing fast, efficient material removal.
- Short stroke length of .007" (.018 mm) minimizes risk of gouging delicate surfaces.
- 1/8" and 3 mm Collet Inserts accept **Scribe Points, Files and Chisels**. Optional Collet Inserts of 1/16" (51780) and 3/32" (51674) also available.
- In-line filter prevents debris from entering tool through air line, ensuring longer tool life.
- "Easy Grip" rubber sleeve ensures comfortable and secure tool handling.
- Air line swivels 360° for greater maneuverability, especially on contoured parts.
- 95731 Wrench (included) allows quick one-step change of all accessories.



Model Number	Motor SPM	Stroke Length Inch (mm)	Maximum Air Flow SCFM (L/Min)	Sound Level	Air Pressure PSIG (Bar)	Collet Size	Weight Pound (kg)	Length Inch (mm)	Diameter Inch (mm)	Hose Length Inch (mm)
10843	14,000	.007 (.018)	4 (113)	79 dB(A)	90 (6.2)	1/8"	.57 (0.26)	4.25 (108)	.9 (23)	56 (142)
10832	14,000	.007 (.018)	4 (113)	79 dB(A)	90 (6.2)	3 mm	.57 (0.26)	4.25 (108)	.9 (23)	56 (142)

DRILLS & SPECIALTY TOOLS



Double Cut Swiss Pattern Files *(sold separately)*

Straight Files; 3-1/2" - 4" Lengths; 3 mm Dia. Tang

File/Cut	Rectangular	Square	Three Square	Half Round	Crochet	Round
Straight File "00" (Very Coarse)	90900	90910	90920	90930	90940	90950

Curved Files; 3-1/2" - 4" Lengths; 3 mm Dia. Tang

File/Cut	Rectangular	Square	Three Square	Half Round	Crochet	Round
Curved File "0" (Coarse)	90901	90911	90921	90931	90941	90951

DynaPen Scribe Points and Chisels Also Available Separately!

DynaPen Series

Air-Powered Reciprocating Tool



DYNAJET
PAGE 224

COUPLER/PLUG
PAGE 228

For Engraving, Precision Removal & Deburring

FOR FILES, SCRIBE POINTS
AND CHISELS
SEE PAGES 292-293

DynaPen Filer Kit

Includes Assortment of Popular Files!


- DynaPen with File is ideal for intricate deburring and finishing on delicate parts.
- Accepts Reciprocating Files 3-1/2" (89 mm) long, in various shapes. Three files included in Kit.

10844 Kit

- 10832 DynaPen with 51673 Collet Insert (3 mm)
- 51659 Collet Insert (1/8")
- Double Cut Swiss Pattern Files: 90900 Rectangular, 90901 Curved, 90930 Half-Round
- 95731 Wrench



10844 DynaPen Filer Kit



When operating DynaPen with Swiss Pattern File, move tool forward on work surface. This results in faster rate of removal.

DynaPen Scribe Kit

Includes Scribe Point for Engraving!

- DynaPen with Scribe Point easily engraves metal, wood, stone, glass and composites.
- Ideal for use in aerospace accounts and maintenance departments, where parts are engraved for identification and tracking.
- Scribe Point made of high-carbon steel, heat-treated and tempered to hardness of 62 Rockwell.

10846 Kit

- 10843 DynaPen with 51659 Collet Insert (1/8")
- 90990 Scribe Point (1/8") – High-Carbon Steel
- 95731 Wrench

10847 Kit

- 10832 DynaPen with 51673 Collet Insert (3 mm)
- 90991 Scribe Point (3 mm) – High-Carbon Steel
- 95731 Wrench

See Page 140 for DynaPen Kit with ALL Accessories!



10846 DynaPen Scribe Kit



DynaPen Series

Air-Powered Reciprocating Tool



DYNAJET
PAGE 224

COUPLER/PLUG
PAGE 228

For Engraving, Precision Removal & Deburring

FOR FILES, SCRIBE POINTS
AND CHISELS
SEE PAGES 292-293

DynaPen Chisel Kit

Includes Narrow and Wide Chisels!

- DynaPen with Chisel is effective for removing parting lines on metal and plastic.
- An important tool for dental mold-makers, jewelers, artists and archeology shops.


10848 Kit

- 10843 DynaPen with 51659 Collet Insert (1/8")
- 90992 Chisel (1/8") with 1/8" wide tip
- 90994 Chisel (1/8") with 1/4" wide tip
- 90990 Scribe Point (1/8") – High-Carbon Steel
- 95731 Wrench



10849 Kit

- 10832 DynaPen with 51673 Collet Insert (3 mm)
- 90993 Chisel (3 mm) with 3 mm wide tip
- 90995 Chisel (3 mm) with 6 mm wide tip
- 90991 Scribe Point (3 mm) – High-Carbon Steel
- 95731 Wrench



When operating DynaPen with Chisel, hold tool at angle shown. This helps prevent "scooping" or "gouging" of work surface.



DynaPen Kit

*Includes Files, Scribe Point and Chisels.
The Ultimate in Versatility!*

10850 Kit

- 10843 DynaPen with 51659 Collet Insert (1/8")
- Double Cut Swiss Pattern Files: 90900 Rectangular, 90901 Curved, 90930 Half-Round
- 90990 Scribe Point (1/8") – High Carbon Steel
- 90992 Chisel (1/8") with 1/8" wide tip
- 90994 Chisel (1/8") with 1/4" wide tip
- 95731 Wrench



10851 Kit

- 10832 DynaPen with 51673 Collet Insert (3 mm)
- Double Cut Swiss Pattern Files: 90900 Rectangular, 90901 Curved, 90930 Half-Round
- 90991 Scribe Point (3 mm) – High Carbon Steel
- 90993 Chisel (3 mm) with 3 mm wide tip
- 90995 Chisel (3 mm) with 6 mm wide tip
- 95731 Wrench



Lubrication of DynaPen is not necessary during operation. For tool storage, add one drop of oil after use, and run tool for five seconds. Tool is then lubricated for storage.

Stockade Filer

Air-Powered Reciprocating Filer



DYNASWIVEL®
PAGE 223

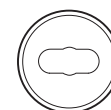
AIR LINES
PAGE 225

Ideal for Countless Filing Applications

FOR FILES
1/4" (6 mm) diameter tang
SEE BELOW

Straight Line, .4 hp, Rear Exhaust

- Each model has 1/4" round file holder opening for accepting optional files with 1/4" diameter tang (see below).
- Tool includes safety-lock lever and extended rear exhaust muffler.
- Also includes built-in air flow regulator.



Round File Holder Opening:
6.3 mm center dia. x 13 mm width
(approx. 1/4" x 1/2")

Model 12200 2,400 Strokes/Minute

Model 12201 2,400 Strokes/Minute


- Comes with 12197 File Adapter, for mounting Dynabrade files 6" in length.



Stockade Filer Kit

Model 12202

- Kit includes 12201 Stockade Filer (with 12197 File Adapter), three files (90980, 90982, 90984) and 90977 Grit-File Abrasive Kit (see below).



Motor Tune-Up Kits will extend the life of an air tool when used with a preventative maintenance schedule.



Model Number	Motor hp (W)	Sound Level	Maximum Air Flow SCFM (L/Min)	Stroke Inch (mm)	Strokes per Minute	Hose I.D. Size Inch (mm)	Air Inlet Thread	Weight Pound (kg)	Length Inch (mm)	Height Inch (mm)
12200	.4 (298)	86 dB(A)	21 (595)	13/32 (10)	2,400	3/8 (10)	1/4" NPT	2.4 (1.1)	10 (254)	1-1/2 (38)
12201	.4 (298)	86 dB(A)	21 (595)	13/32 (10)	2,400	3/8 (10)	1/4" NPT	2.4 (1.1)	10 (254)	1-1/2 (38)

Tune-Up Kit: No. 96261 (page 267) • Additional Specifications: Air Pressure 90 PSIG (6.2 Bar)

Dynabrade Files (6" Length) • Sold Separately

File Shape	Part Number	Tang	Cut	Package Quantity
Rectangular 10 mm x 3 mm	90980	∅ 6 mm	Swiss Pattern Straight Double Cut "00" (Very Coarse)	1
	90985		Swiss Pattern Curved Double Cut "0" (Coarse)	1
Half Round 10 mm x 4 mm	90981	11 mm x 2.5 mm	Swiss Pattern Straight Double Cut "00" (Very Coarse)	1
	90986		Swiss Pattern Curved Double Cut "0" (Coarse)	1
Round, ∅ 6 mm	90982	∅ 6 mm	Swiss Pattern Straight Double Cut "00" (Very Coarse)	1
Tapered Round ∅ 6 mm x ∅ 2.4 mm	90979	∅ 6 mm	Swiss Pattern Straight Single Cut "00" (Very Coarse)	1
Three Square 8.5 mm x 8.5 mm x 8.5 mm	90983	∅ 6 mm	Swiss Pattern Straight Double Cut "00" (Very Coarse)	1
	90988		Swiss Pattern Curved Double Cut "0" (Coarse)	1
Square 6 mm x 6 mm	90984	∅ 6 mm	Swiss Pattern Straight Double Cut "00" (Very Coarse)	1
	90989		Swiss Pattern Curved Double Cut "0" (Coarse)	1
Rectangular 16 mm x 2.8 mm	90905	6 mm x 2.8 mm	Aluminum Type A Flat	1

∅ = Diameter

Stockade Sander and Saw

Air-Powered Reciprocating Sander and Saw



DYNASWIVEL®
PAGE 223

AIR LINES
PAGE 225

Ideal for Countless Sanding and Sawing Applications

FOR ABRASIVE STRIPS,
SAW BLADES
SEE BELOW

Stockade Sander

Model 12204 2,400 Strokes/Minute

- Has 5" long x 1/2" wide spring-steel extender which accepts stick-on coated abrasive strips (sold separately).
- 80 and 180 grit abrasive strips are included.
- Three platen pads are included, which may be mounted to the extender as a backing for the abrasive strip.
- Safety-lock lever and extended rear exhaust muffler included.



Stockade Saw

Model 12205 2,400 Strokes/Minute

- Tool includes 12212 Saw Holder Adapter, 12183 Saw Guide, 90935 General Purpose Saw Blade.
- Built-in air flow regulator.
- Countless applications on wood, metal, composites, fiberglass and more.
- Safety-lock lever and extended rear exhaust muffler included.



Stockade Saw Kit

Model 12206 2,400 Strokes/Minute

- 12205 Stockade Saw (above) and 90933 Saw Blade Pack, which includes one of each blade shown at right (six total).
- 12183 Saw Guard Assembly (must be used with saw blades).
- Saw Blades have a variety of uses on metal, fiberglass, wood and more.

12206 Kit



Dynabrade Saw Blades • Sold Separately

Part Number	Blade Type	Description	Shape
90934	Metal/Fiberglass Cutting	Silver • Long Life • Bi-Metal	
90935	Metal Cutting	White • Long Life • Bi-Metal	
90936	Metal Cutting	White • Long Life • Bi-Metal	
90937	Metal Cutting	White • Long Life • Bi-Metal	
90938	Metal Scroll Heavy Duty	White • Long Life • Bi-Metal	
90939	Wood Cutting/Stiff Back	White • Bi-Metal	

Stockade Filer/Saw Kit

Model 12207 2,400 Strokes/Minute

- 12205 Stockade Saw (above).
- Three adapters: 12197 for Dynabrade 6" long files; 12211 for foundry file; 12212 for saw blades.
- 12183 Saw Guard Assembly (must be used with saw blades).
- Two 6" long files (90980 Pillar; 90983 Triangular).
- One 5-1/2" long foundry file (90905).
- Two saw blades (90934, 90935).

12207 Kit



Model Number	Motor hp (W)	Sound Level	Maximum Air Flow SCFM (L/Min)	Stroke Inch (mm)	Strokes per Minute	Hose I.D. Size Inch (mm)	Air Inlet Thread	Weight Pound (kg)	Length Inch (mm)	Height Inch (mm)
12204	.4 (298)	86 dB(A)	21 (595)	13/32 (10)	2,400	1/4 (6)	1/4" NPT	2.4 (1.1)	10 (254)	1-1/2 (38)
12205	.4 (298)	86 dB(A)	21 (595)	13/32 (10)	2,400	3/8 (10)	1/4" NPT	2.4 (1.1)	10 (254)	1-1/2 (38)

Tune-Up Kit: No. 96261 (page 267) • Additional Specifications: Air Pressure 90 PSIG (6.2 Bar)

DRILLS & SPECIALTY TOOLS

Dynadie® III

Air-Powered Reciprocating Filer



DYNAJET
PAGE 224

COUPLER/PLUG
PAGE 228

Reciprocating Filer for Precise Filing and Finishing

FOR TANGED FILES
1/8" (3 mm) and 1/4" (6 mm) dia.
SEE BELOW

Model 12250 Variable-Length Stroke

- Accepts 1/4" dia. or 1/8" diameter tanged files. Files sold separately.
- Replaces tedious hand filing. Easily enters narrow slots.
- Use on metal, wood, plastic, fiberglass, etc.
- Variable-length stroke from 0 - 1/4". Tool runs at 5,000 strokes per minute.
- Barrel indexes 360° for ideal comfort.
- Tool includes 94407 Flow-Control Dynaswivel® (not shown).



Model Number	Motor hp (W)	Sound Level	Maximum Air Flow SCFM (L/Min)	Stroke Inch (mm)	Strokes per Minute	Hose I.D. Size Inch (mm)	Air Inlet Thread	Weight Pound (kg)	Length Inch (mm)	Height Inch (mm)
12250	.2 (142)	76 dB(A)	18 (509)	0 - 1/4 (6)	5,000	3/8 (10)	1/4" NPT	1.8 (.82)	6-5/8 (170)	4-1/8 (106)

Tune-Up Kit: No. 96533 (page 267) • Additional Specifications: Air Pressure 90 PSIG (6.2 Bar)

Straight Double Cut Swiss Pattern Files 6" Length; 1/4" Dia. Tang

Cut	Rectangular	Round	Three Square	Square
"00" (Very Coarse)	90980	90982	90983	90984
"0" (Coarse)	90985	-	90988	90989

Straight & Curved Double Cut Swiss Pattern Files 3-1/2" - 4" Lengths; 1/8" Dia. Tang

File/Cut	Rectangular	Square	Three Square	Half Round	Crochet	Round
Straight File "00" (Very Coarse)	90900	90910	90920	90930	90940	90950
Curved File "0" (Coarse)	90901	90911	90921	90931	90941	90951

Router

Air-Powered Routing Tool



DYNAJET
PAGE 224

COUPLER/PLUG
PAGE 228

Ideal for Countless Routing Applications

FOR ROUTER BITS
1/8" (3 mm) and 1/4" (6 mm) dia. shanks
NOT INCLUDED

Model 51330 20,000 RPM, .7 hp, Front Exhaust

- Ideal for chamfers and roundover cuts on hardwoods, softwoods, solid surfaces or plastics. Great for laminate trimming, surface planing, beveling and cornering.
- Tool accepts optional high-speed steel router bits with 1/4" diameter shank capacity. Also accepts optional 1/8" collet insert, for mounting 1/8" diameter router bits.
- Lightweight, non-marring composite fixed base allows for 90° cuts. Base offers easy height adjustment.
- Safety-lock lever is standard.
- Front exhaust directs chips away from cutter.
- Spindle lock allows one-wrench cutter changing.
- Includes guide rails, ideal for use on glue seams.



Router Bit
Not Included



Motor Tune-Up Kits will extend the life of an air tool when used with a preventative maintenance schedule.

Model Number	Motor hp (W)	Motor RPM	Sound Level	Maximum Air Flow SCFM (L/Min)	Hose I.D. Size Inch (mm)	Air Inlet Thread	Spindle Thread	Weight Pound (kg)	Base Size Inch (mm)	Height Inch (mm)
51330	.7 (522)	20,000	82 dB(A)	34 (963)	3/8 (10)	1/4" NPT	3/8"-24 Male	2.5 (1.1)	3-1/4 (83) x 3-1/2 (89)	8-1/4 (210)

Tune-Up Kit: No. 96529 (page 267) • Additional Specifications: Air Pressure 90 PSIG (6.2 Bar) • Collet Depth 1-5/8" (41 mm) • Max. Cutter Dia. 1-1/8" (29 mm)

Vacuum Router

For Connection to Central Vacuum System




DYNAJET
PAGE 224

COUPLER/PLUG
PAGE 228

Unique Vacuum Shroud Captures Contaminants

- Vacuum Router is ideal for chamfers and roundover cuts on hardwoods, softwoods, solid surfaces and plastics. Great for laminate trimming, surface planing, beveling and cornering.
- Includes 1" vacuum port, for easy connection to external central vacuum system. Efficiently captures dust and debris as tool is run.
- Tool accepts optional high-speed router bits with 1/4" diameter shank capacity.
- Non-marring composite base.
- Safety-lock throttle lever included.
- Also includes 94300 Composite Dynaswivel®, for enhanced tool maneuverability.

FOR ROUTER BITS
1/8" (3 mm) and 1/4" (6 mm) dia. shanks
NOT INCLUDED



3-1/2" (89 mm) Base Model

Model 51332 .7 hp (522 W), 20,000 RPM

Includes 94300 Composite Dynaswivel® Air Line Connector (both models)

Safety-lock lever is included (both models)

Includes 08504 Insert, for enhanced source capture (both models)



Adjustable roller guide ensures consistent cut path on edge work



4" (102 mm) Base Model

Model 51333 .7 hp (522 W), 20,000 RPM

Extended rear exhaust muffler for reduced sound levels (both models)

Two handles for added support and ease of use

4" (102 mm) dia. Composite Base offers enhanced stability

1" Dia. Vacuum Port



DRILLS & SPECIALTY TOOLS

Model Number	Motor hp (W)	Motor RPM	Sound Level	Maximum Air Flow SCFM (L/Min)	Collet Size	Air Inlet Thread	Weight Pound (kg)	Length Inch (mm)	Height Inch (mm)
51332	.7 (522)	20,000	79 dB(A)	37 (1,048)	1/4"	1/4" NPT	2.6 (1.2)	11 (282)	3.5 (89)
51333	.7 (522)	20,000	79 dB(A)	37 (1,048)	1/4"	1/4" NPT	3.3 (1.5)	11 (282)	4 (102)

Tune-Up Kit: No. 96259 (page 267) • Additional Specifications: Air Pressure 90 PSIG (6.2 Bar)

Dynascaler

Air-Powered Descaling and Surface Preparation Tool

For Heavy-Duty Industrial, Marine, Construction Applications

FOR "BONDED SHOT"
FLAP ACCESSORIES
SEE PAGE 293

- All models use optional "bonded shot" flap assemblies.
- Ideal for weld preparation, plus removing rust, oxide, scale, old paint and tough coatings.

Hand-Held Models

- Steel dowel pin (keepers) system allows easy flap loading and unloading.
- Four-position top handle adjusts for operator comfort.

Model 30304 *Straight Line*

- For 2" wide work on inside of pipe.
- Six-slot hub (2-1/4" wide) accepts optional "bonded shot" flap assemblies. Adjustable for exact positioning of flap assemblies to surface.

Model 30336 *Straight Line, Central Vacuum*

Model 30337 *Right Angle, Central Vacuum*


- Each model is for 2" wide work on flat surfaces.
- Ideal for removal of floor paint/coatings and for scarifying concrete.
- Vacuum port accepts 1-1/2" diameter cuff.
- Model 30337 is USA Government National Stock Number 389501149337.



Model 30304



Model 30336



Model 30200

Over-Under Model

Model 30200 *1" Wide Top and Bottom*

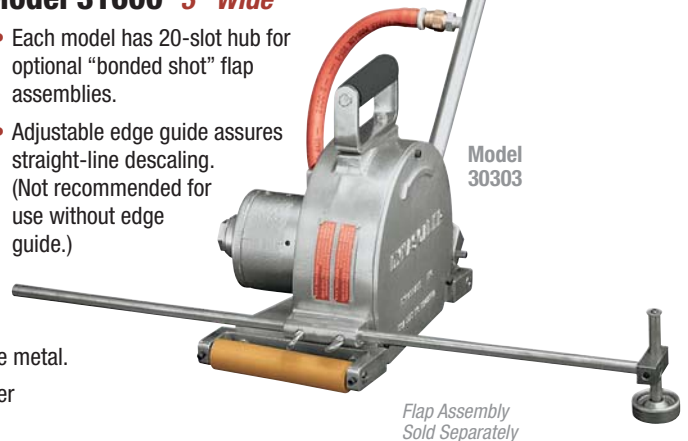
- Mechanically fractures scale and coatings, with negligible removal of base metal.
- "Over-under" simultaneous removal of scale, from top and bottom of girder webplates prior to welding.
- Top and bottom unit each use optional 1" wide "bonded shot" flap assemblies. Top unit easily detaches to permit portable "touch up" descaling.

Floor Models

Model 30303 *2" Wide*

Model 31600 *3" Wide*

- Each model has 20-slot hub for optional "bonded shot" flap assemblies.
- Adjustable edge guide assures straight-line descaling. (Not recommended for use without edge guide.)



Model 30303

Flap Assembly
Sold Separately

Model Number	Motor hp (W)	RPM Free Speed	RPM Under Load	Sound Level	Maximum Air Flow SCFM (L/Min)	Hose I.D. Size Inch (mm)	Spindle Thread	Weight Pound (kg)	Length Inch (mm)	Height Inch (mm)
30303	1.7 (1,268)	3,000	1,650	94 dB(A)	78 (2,209)	1/2 (13)	–	44.2 (20)	8-3/4 (222)	11 (279)
31600	4.0 (2,983)	3,000	1,650	94 dB(A)	127 (3,597)	1/2 (13)	–	54 (24.5)	8-3/4 (222)	11 (279)
30200	.7 (522)	3,400	2,100	94 dB(A)	38 (1,076)	1/2 (13)	–	33.2 (15)	14 (355)	10-3/4 (273)
30304	.7 (522)	3,400	2,400	92 dB(A)	38 (1,076)	1/2 (13)	1/2"-20 Male	6.2 (2.8)	11-3/4 (298)	8-1/4 (210)
30336	.7 (522)	3,400	2,400	92 dB(A)	38 (1,076)	1/2 (13)	1/2"-20 Male	6.5 (2.9)	11-3/4 (298)	8-1/4 (210)
30337	.7 (522)	3,100	1,950	94 dB(A)	38 (1,076)	1/2 (13)	1/2"-20 Male	6.5 (2.9)	11-3/4 (298)	8-1/4 (210)

Tune-Up Kit: No. 96260 (page 267) • Additional Specifications: Air Pressure 90 PSIG (6.2 Bar), Air Inlet Thread 3/8" NPT



RANDOM ORBITAL SANDERS

Dynorbital® Supreme	148	11" Dia. Electric Two-Hand Dynorbital®	159
Wet Dynorbital® Supreme	150	Palm-Style Mini-Dynorbital®	160
Dynorbital® Silver Supreme	152	7° Offset Mini-Dynorbital®	161
Dynorbital-Spirit®	154	Angle-Head Mini-Dynorbital®	162
HiVac Dynorbital-Spirit®	156	Right Angle Mini-Dynorbital®	163
"Swirl-Free Checklist"	157	<i>Systems & Solutions</i>	164
Two-Hand Dynorbital®	157		
11" Dia. Two-Hand Dynorbital®	159		



RANDOM ORBITAL SANDERS





RANDOM ORBITAL SANDER SERIES



DYNORBITAL® SUPREME

*The Supreme Standard for
Random Orbital Quality!*



DYNORBITAL® SILVER SUPREME

*Supreme Power with
Lightweight Comfort!*



DYNORBITAL- SPIRIT®

*Medium-Duty Sander
with "D3" Advantages*

A UNIVERSE OF APPLICATIONS!

*Furniture Fixtures and Moldings • Solid Surface Counter Tops
Custom Kitchen Cabinets • Custom Woodwork • Laminated Products
Metal Finishing • Carbon Fiber • Fiberglass Mold Repair on Bath Tubs
Bronze Sculptures • Unfinished Wood Products • P.O.P. Displays
Custom Guitars • Architectural Millwork • Finish Sand • Antique Restoration
Case Work • Finish Door and Window Frames • Auto Body Work
Sheet Metal Surface Prep • Office Furniture • Hydraulic Tanks and Top Plates
Aircraft Panels • Outdoor Signs • Upholstered Furniture • White Sanding
Tables and Chairs • Utility Trucks • Medical Equipment • Computer Frames
Food Industry Conveyors • Veneer Zinc Castings • Window Shutters
Refinish Aircraft Windows • Raised Panel Doors • Painted Parts
Billiard Tables • Auto Bumper • Fabricated Metal Parts
Edge Sanding • Polish Steel Caps • Fiberglass Boats
Aluminum Furniture • Home Appliances
Decorative Accessories • Satellite Antennas
Sand Primer • Surface Prep • MDF Components
Finish Custom Injection Moldings and Much More!*



Dynorbital® Supreme

Air-Powered Random Orbital Sander



SANDING PADS
PAGE 230

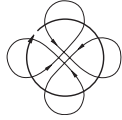
BALL-SWIVEL PLUG
PAGE 223

AIR LINES
PAGE 225

ACCESSORIES
PAGE 222

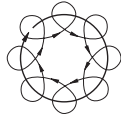
Setting the Standard for Random Orbital Supremacy!

- The cornerstone of the “D3” Series, Dynorbital® Supreme sports a distinctive look, signifying many innovations and improvements!
- “D3” advancements include refined ergonomic design, increased vacuum capabilities, aggressive 3/8" (10 mm) orbit and more.
- When operating on work surface, tool maintains highest RPM in the industry!



3/8"
(10 mm)
Dia. Orbit

For Aggressive Sanding
(Orange Lever)



3/16"
(5 mm)
Dia. Orbit

For General Sanding
(Silver Lever)



3/32"
(2.5 mm)
Dia. Orbit

For Ultra-Fine Sanding
(Black Lever)



FOR ABRASIVE DISCS
3-1/2" (89 mm), 5" (127 mm)
and 6" (152 mm) dia.
SEE PAGE 275

Non-Vacuum

- Includes low profile, premium urethane weight-mated sanding pad.
- Optional vacuum conversion kits are available to easily convert non-vacuum tool to self-generated vacuum tool or central vacuum tool (see page 218).

Pad Diameter Inch (mm)	3/8" (10 mm) Orbit Models	3/16" (5 mm) Orbit Models	3/32" (2.5 mm) Orbit Models
3-1/2 (89)	56870	56800	56840
5 (127)	56880	56815*	56850
6 (152)	56890	56826**	56859

Tune-Up Kit: No. 96024 (page 267)

*USA Government National Stock Number 5130013993588

**USA Government National Stock Number 5130014066450



Self-Generated Vacuum

- Includes low profile, premium urethane weight-mated sanding pad.
- Ready for connection to optional portable self-contained dust collection system (see page 219).

Pad Diameter Inch (mm)	3/8" (10 mm) Orbit Models	3/16" (5 mm) Orbit Models	3/32" (2.5 mm) Orbit Models
3-1/2 (89)	56873	56803	56843
5 (127)	56883	56818*	56853
6 (152)	56893	56829**	56862

Tune-Up Kit: No. 96024 (page 267)

*USA Government National Stock Number 5130012462258

**USA Government National Stock Number 5130014677026



Central Vacuum

- Includes low profile, premium urethane weight-mated sanding pad.
- Has 1" (25 mm) dia. vacuum port for easy connection to external vacuum system.

Pad Diameter Inch (mm)	3/8" (10 mm) Orbit Models	3/16" (5 mm) Orbit Models	3/32" (2.5 mm) Orbit Models
3-1/2 (89)	56874	56804	56844
5 (127)	56884	56819	56854
6 (152)	56894	56830*	56863

Tune-Up Kit: No. 96024 (page 267)

*USA Government National Stock Number 5130014125177



Dynorbital® Supreme

Air-Powered Random Orbital Sander



SANDING PADS
PAGE 230

BALL-SWIVEL PLUG
PAGE 223

AIR LINES
PAGE 225

ACCESSORIES
PAGE 222

Setting the Standard for Random Orbital Supremacy!

FOR ABRASIVE DISCS
3-1/2" (89 mm), 5" (127 mm)
and 6" (152 mm) dia.
SEE PAGE 275

Refined Ergonomic Tool Grip

Allows more comfortable grip and feel, reducing operator fatigue and increasing efficiency.

Auto-Recess Throttle Lever

Lever recesses into housing grip when depressed, eliminating pressure-point on operator's palm. Lever is color-coded to identify tool orbit (see page 148).

Comfort Platform

U.S. Patent No. D610,428

Provides additional hand and wrist support, enhancing operator comfort.

Perfectly Balanced Sanding Pad

Ask for the ORANGE!

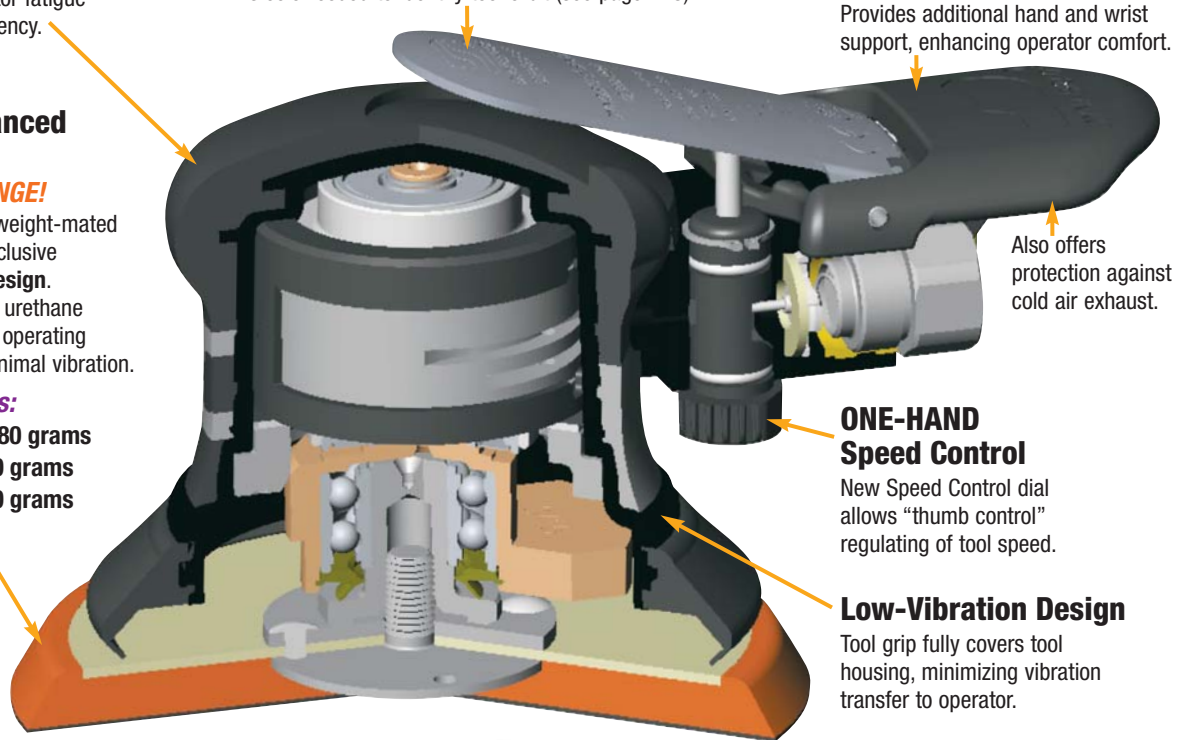
Perfectly-balanced, weight-mated sanding pad with exclusive **single-piece hub design**. Dynabrade premium urethane pads offer smoother operating performance and minimal vibration.

THREE Diameters:

3-1/2" (89 mm) – 80 grams

5" (127 mm) – 100 grams

6" (152 mm) – 130 grams



Also offers protection against cold air exhaust.

ONE-HAND Speed Control

New Speed Control dial allows "thumb control" regulating of tool speed.

Low-Vibration Design

Tool grip fully covers tool housing, minimizing vibration transfer to operator.

Enhanced Vacuum Capabilities

Vacuum port diameter is increased by **110%**, allowing maximum capture of dust and debris!



Shroud included with all Dynorbital® Supreme, Dynorbital® Silver Supreme, and Dynorbital-Spirit® vacuum models.

Dynorbital® Supreme Models

Model Number	Vacuum Style	Tool Dia. Inch (mm)	Dia. Orbit Inch (mm)	Sound Level	Weight Pound (kg)	Length Inch (mm)
56800	Non-Vac	3-1/2 (89)	3/16 (5)	77 dB(A)	2.1 (1)	6 (152)
56815	Non-Vac	5 (127)	3/16 (5)	80 dB(A)	2.1 (1)	6-1/2 (165)
56826	Non-Vac	6 (152)	3/16 (5)	78 dB(A)	2.2 (1)	7 (178)
56840	Non-Vac	3-1/2 (89)	3/32 (2.5)	76 dB(A)	2.1 (1)	6 (152)
56850	Non-Vac	5 (127)	3/32 (2.5)	77 dB(A)	2.1 (1)	6-1/2 (165)
56859	Non-Vac	6 (152)	3/32 (2.5)	76 dB(A)	2.2 (1)	7 (178)
56870	Non-Vac	3-1/2 (89)	3/8 (10)	80 dB(A)	2.2 (1)	6 (152)
56880	Non-Vac	5 (127)	3/8 (10)	78 dB(A)	2.3 (1)	6-1/2 (165)
56890	Non-Vac	6 (152)	3/8 (10)	80 dB(A)	2.4 (1)	7 (178)
56803	Self-Gen	3-1/2 (89)	3/16 (5)	84 dB(A)	2.1 (1)	8-1/4 (210)
56818	Self-Gen	5 (127)	3/16 (5)	82 dB(A)	2.1 (1)	8-1/2 (216)
56829	Self-Gen	6 (152)	3/16 (5)	85 dB(A)	2.3 (1)	9 (229)
56843	Self-Gen	3-1/2 (89)	3/32 (2.5)	81 dB(A)	2.1 (1)	8-1/4 (210)
56853	Self-Gen	5 (127)	3/32 (2.5)	83 dB(A)	2.1 (1)	8-1/2 (216)

Model Number	Vacuum Style	Tool Dia. Inch (mm)	Dia. Orbit Inch (mm)	Sound Level	Weight Pound (kg)	Length Inch (mm)
56862	Self-Gen	6 (152)	3/32 (2.5)	84 dB(A)	2.3 (1)	9 (229)
56873	Self-Gen	3-1/2 (89)	3/8 (10)	84 dB(A)	2.3 (1)	8-1/4 (210)
56883	Self-Gen	5 (127)	3/8 (10)	85 dB(A)	2.3 (1)	8-1/2 (216)
56893	Self-Gen	6 (152)	3/8 (10)	85 dB(A)	2.5 (1.1)	9 (229)
56804	Central	3-1/2 (89)	3/16 (5)	79 dB(A)	2.1 (1)	7 (178)
56819	Central	5 (127)	3/16 (5)	80 dB(A)	2.2 (1)	7-1/4 (184)
56830	Central	6 (152)	3/16 (5)	81 dB(A)	2.3 (1)	7-3/4 (197)
56844	Central	3-1/2 (89)	3/32 (2.5)	79 dB(A)	2.1 (1)	7 (178)
56854	Central	5 (127)	3/32 (2.5)	80 dB(A)	2.2 (1)	7-1/4 (184)
56863	Central	6 (152)	3/32 (2.5)	79 dB(A)	2.3 (1)	7-3/4 (197)
56874	Central	3-1/2 (89)	3/8 (10)	80 dB(A)	2.3 (1)	7 (178)
56884	Central	5 (127)	3/8 (10)	81 dB(A)	2.3 (1)	7-1/4 (184)
56894	Central	6 (152)	3/8 (10)	84 dB(A)	2.4 (1)	7-3/4 (197)

Additional Specifications: Motor .28 hp (209 W) • Motor 12,000 RPM • Pad Thread 5/16"-24 Male • Air Inlet Thread 1/4" NPT
Hose I.D. Size 1/4" (6 mm) • Air Flow Rate 18 SCFM/510 L/Min • Height 3-1/2" (89 mm) • Air Pressure 90 PSIG (6.2 Bar)
Sound Level is the pressure measurement according to the method outlined in ISO regulation ISO-15744

Wet Dynorbital® Supreme

Air-Powered Random Orbital Sander



SANDING PADS
PAGE 231

ACCESSORIES
PAGE 222

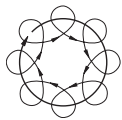
For Polishing and Finishing Flats and Sides

- Achieves the ultimate in swirl-free finishes.
- Wet sanding reduces airborne dust, improving air quality of workplace.
- Overskirt shroud is standard on all models, to control water splash.
- Accepts diamond abrasive discs as well as microfinishing film and conventional wet discs.
- Includes non-vacuum hook-face sanding pad (short nap), 3/8" thick.

FOR ABRASIVE DISCS
3-1/2" (89 mm), 5" (127 mm)
and 6" (152 mm) dia.
SEE PAGE 275

Basic Models

- For those not requiring "through-the-tool" water feed (who prefer to use a hose or spray bottle).



3/16" (5 mm) Dia. Random Orbit
For Swirl-Free Finishes

Model 57572 5" Diameter, 3/16" Orbit

- Includes 54325 Hook-Face Pad.

Model 57574 6" Diameter, 3/16" Orbit

- Includes 54327 Hook-Face Pad.



Model 57574



3/32" (2.5 mm) Dia. Random Orbit
For Ultra-Fine Finishes

Model 57582 5" Diameter, 3/32" Orbit


- Includes 54325 Hook-Face Pad.

Model 57584 6" Diameter, 3/32" Orbit

- Includes 54327 Hook-Face Pad.



Model 57582



After using wet tool, wipe tool down with a clean, dry rag and let dry. Then store tool with sanding pad face down.

RANDOM ORBITAL SANDERS

Model Number	Motor hp (W)	Motor RPM	Pad Dia. Inch (mm)	Sound Level	Maximum Air Flow SCFM (L/Min)	Hose I.D. Size Inch (mm)	Air Inlet Thread	Tool Thread	Weight Pound (kg)	Length Inch (mm)	Height Inch (mm)
57572	.24 (179)	10,000	5 (127)	78 dB(A)	16 (453)	1/4 (6)	1/4" NPT	5/16"-24 Female	2.1 (1.0)	6-1/2 (165)	3-5/8 (92)
57574	.24 (179)	10,000	6 (152)	76 dB(A)	16 (453)	1/4 (6)	1/4" NPT	5/16"-24 Female	2.2 (1.0)	7 (178)	3-1/2 (89)
57582	.24 (179)	10,000	5 (127)	76 dB(A)	16 (453)	1/4 (6)	1/4" NPT	5/16"-24 Female	2.1 (1.0)	6-1/2 (165)	3-5/8 (92)
57584	.24 (179)	10,000	6 (152)	78 dB(A)	16 (453)	1/4 (6)	1/4" NPT	5/16"-24 Female	2.2 (1.0)	7 (178)	3-1/2 (89)

Tune-Up Kit: No. 96018 (page 267) • Additional Specifications: Air Pressure 90 PSIG (6.2 Bar)

Wet Dynorbital® Supreme

Air-Powered Random Orbital Sander



SANDING PADS
PAGE 231

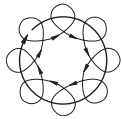
ACCESSORIES
PAGE 222

For Polishing and Finishing Flats and Sides

FOR ABRASIVE DISCS
3-1/2" (89 mm), 5" (127 mm)
and 6" (152 mm) dia.
SEE PAGE 275

Deluxe Models

- Include 1/4" diameter x 11' long water line and 1/4" diameter x 10' long air line, both contained in 3/4" diameter overhose.
- Include adjustable "water feed" valves at two locations: one near the water source connection and another at the tool. This allows one valve to be pre-set to your desired flow rate, while the other is utilized as an on/off valve.



3/16" (5 mm) Dia. Random Orbit
For Swirl-Free Finishes

Model 57571 3-1/2" Diameter, 3/16" Orbit

- Includes 54311 Hook-Face Pad.

Model 57573 5" Diameter, 3/16" Orbit

- Includes 54325 Hook-Face Pad.

Model 57575 6" Diameter, 3/16" Orbit

- Includes 54327 Hook-Face Pad.



3/32" (2.5 mm) Dia. Random Orbit
For Ultra-Fine Finishes

Model 57583 5" Diameter, 3/32" Orbit

- Includes 54325 Hook-Face Pad.

Model 57585 6" Diameter, 3/32" Orbit

- Includes 54327 Hook-Face Pad.



Model 57573




Model 57575

Wet Dynorbital® Supreme achieves swirl-free finish.

Connections to Deluxe Tools



Water and Air Source Connections



Model Number	Motor hp (W)	Motor RPM	Pad Dia. Inch (mm)	Sound Level	Maximum Air Flow SCFM (L/Min)	Hose I.D. Size Inch (mm)	Air Inlet Thread	Tool Thread	Weight Pound (kg)	Length Inch (mm)	Height Inch (mm)
57571	.24 (179)	12,000	3-1/2 (89)	74 dB(A)	16 (453)	1/4 (6)	1/4" NPT	5/16"-24 Female	2.1 (1.0)	6 (152)	3-3/4 (95)
57573	.24 (179)	10,000	5 (127)	78 dB(A)	16 (453)	1/4 (6)	1/4" NPT	5/16"-24 Female	2.1 (1.0)	6-1/2 (165)	3-5/8 (92)
57575	.24 (179)	10,000	6 (152)	76 dB(A)	16 (453)	1/4 (6)	1/4" NPT	5/16"-24 Female	2.2 (1.0)	7 (178)	3-1/2 (89)
57583	.24 (179)	10,000	5 (127)	76 dB(A)	16 (453)	1/4 (6)	1/4" NPT	5/16"-24 Female	2.1 (1.0)	6-1/2 (165)	3-5/8 (92)
57585	.24 (179)	10,000	6 (152)	78 dB(A)	16 (453)	1/4 (6)	1/4" NPT	5/16"-24 Female	2.2 (1.0)	7 (178)	3-1/2 (89)

Tune-Up Kit: No. 96018 (page 267) • Additional Specifications: Air Pressure 90 PSIG (6.2 Bar)

Dynorbital® Silver Supreme

Air-Powered Random Orbital Sander

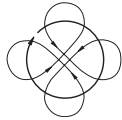


DROP-IN MOTORS
PAGE 265

ACCESSORIES
PAGE 222

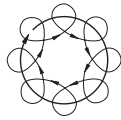
Combines Supreme Power with Lightweight Comfort!

- The newest tool in our “D3” Series is the ultimate combination of Supreme power and lightweight comfort!
- “D3” innovations include all-steel components, compact Ergo Grip, outstanding vacuum capabilities and more.
- Steel cylinder and end plates stay perfectly aligned, maximizing motor performance!



3/8"
(10 mm)
Dia. Orbit

For Aggressive Sanding
(Orange Lever)



3/16"
(5 mm)
Dia. Orbit

For General Sanding
(Silver Lever)



3/32"
(2.5 mm)
Dia. Orbit

For Ultra-Fine Sanding
(Black Lever)

Non-Vacuum

- Includes low profile, premium urethane weight-mated sanding pad.
- Optional vacuum conversion kits are available to easily convert non-vacuum tool to self-generated vacuum tool or central vacuum tool (see page 218).

Pad Diameter Inch (mm)	3/8" (10 mm) Orbit Models	3/16" (5 mm) Orbit Models	3/32" (2.5 mm) Orbit Models
3 (76)	69100	69105	69110
3-1/2 (89)	69000	69015	69030
5 (127)	69005	69020	69035
6 (152)	69010	69025	69040

Tune-Up Kit: No. 96620 (page 267)

Self-Generated Vacuum

- Includes low profile, premium urethane weight-mated sanding pad.
- Ready for connection to optional portable self-contained dust collection system (see page 219).

Pad Diameter Inch (mm)	3/8" (10 mm) Orbit Models	3/16" (5 mm) Orbit Models	3/32" (2.5 mm) Orbit Models
3 (76)	69103	69108	69113
3-1/2 (89)	69003	69018	69033
5 (127)	69008	69023	69038
6 (152)	69013	69028	69043

Tune-Up Kit: No. 96620 (page 267)

Central Vacuum

- Includes low profile, premium urethane weight-mated sanding pad.
- Has 1" (25 mm) dia. vacuum port for easy connection to external vacuum system.

Pad Diameter Inch (mm)	3/8" (10 mm) Orbit Models	3/16" (5 mm) Orbit Models	3/32" (2.5 mm) Orbit Models
3 (76)	69104	69109	69114
3-1/2 (89)	69004	69019	69034
5 (127)	69009	69024	69039
6 (152)	69014	69029	69044

Tune-Up Kit: No. 96620 (page 267)

FOR ABRASIVE DISCS
3" (76 mm), 3-1/2" (89 mm),
5" (127 mm) and 6" (152 mm) dia.
SEE PAGE 275



Model
69014



Model
69020



WATCH Tool
at Work!



Model
69023

Portable Dust Collection System
(Optional - See Page 219)



Model
69024

See page 230
for Dynabrade
High-Quality
Sanding Pads!

Dynorbital® Silver Supreme

Air-Powered Random Orbital Sander



DROP-IN MOTORS
PAGE 265

ACCESSORIES
PAGE 222

Combines Supreme Power with Lightweight Comfort!

FOR ABRASIVE DISCS
3" (76 mm), 3-1/2" (89 mm),
5" (127 mm) and 6" (152 mm) dia.
SEE PAGE 275

Auto-Recess Throttle Lever

Lever recesses into housing grip when depressed, eliminating pressure-point on operator's palm. Lever is made from composite material to insulate against cold air. Lever is color-coded to identify tool orbit (see page 152).

Compact Grip Size

Compact, ergonomic design is ideal for operators with smaller hands.

Steel Cylinder and End Plates

Steel cylinder and end plates stay perfectly aligned. Design of end plates keeps more air in cylinder, increasing motor efficiency!

Single-Piece Locking Ring

Allows easier assembly and provides tighter seal.

Comfort Platform

U.S. Patent No. D610,428

Provides additional hand and wrist support, enhancing operator comfort. Also offers protection against cold air exhaust.

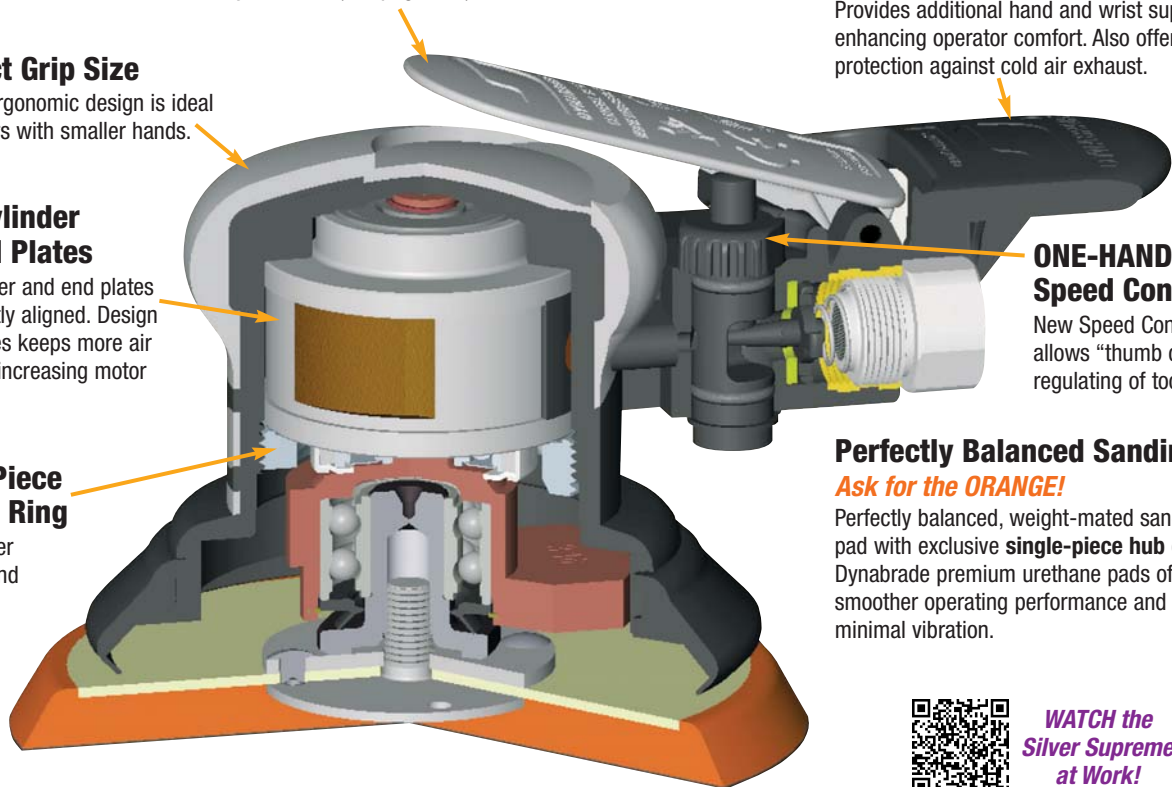
ONE-HAND Speed Control

New Speed Control dial allows "thumb control" regulating of tool speed.

Perfectly Balanced Sanding Pad

Ask for the ORANGE!

Perfectly balanced, weight-mated sanding pad with exclusive **single-piece hub design**. Dynabrade premium urethane pads offer smoother operating performance and minimal vibration.



WATCH the Silver Supreme at Work!

Dynorbital® Silver Supreme Models

Model Number	Vacuum Style	Tool Dia. Inch (mm)	Dia. Orbit Inch (mm)	Sound Level	Weight Pound (kg)	Length Inch (mm)
69000	Non-Vac	3-1/2 (89)	3/8 (10)	76 dB(A)	1.8 (.8)	6 (152)
69005	Non-Vac	5 (127)	3/8 (10)	80 dB(A)	1.9 (.9)	6-1/2 (165)
69010	Non-Vac	6 (152)	3/8 (10)	83 dB(A)	1.9 (.9)	7 (178)
69015	Non-Vac	3-1/2 (89)	3/16 (5)	77 dB(A)	1.7 (.8)	6 (152)
69020	Non-Vac	5 (127)	3/16 (5)	77 dB(A)	1.8 (.8)	6-1/2 (165)
69025	Non-Vac	6 (152)	3/16 (5)	77 dB(A)	1.8 (.8)	7 (178)
69030	Non-Vac	3-1/2 (89)	3/32 (2.5)	75 dB(A)	1.7 (.8)	6 (152)
69035	Non-Vac	5 (127)	3/32 (2.5)	78 dB(A)	1.7 (.8)	6-1/2 (165)
69040	Non-Vac	6 (152)	3/32 (2.5)	78 dB(A)	1.8 (.8)	7 (178)
69100	Non-Vac	3 (76)	3/8 (10)	80 dB(A)	1.8 (.8)	6 (152)
69105	Non-Vac	3 (76)	3/16 (5)	80 dB(A)	1.7 (.8)	6-1/2 (165)
69110	Non-Vac	3 (76)	3/32 (2.5)	80 dB(A)	1.7 (.8)	7 (178)
69003	Self-Gen	3-1/2 (89)	3/8 (10)	84 dB(A)	1.9 (.9)	8-1/2 (216)
69008	Self-Gen	5 (127)	3/8 (10)	80 dB(A)	2.0 (.9)	8-1/2 (216)
69013	Self-Gen	6 (152)	3/8 (10)	80 dB(A)	2.1 (.9)	9 (229)
69018	Self-Gen	3-1/2 (89)	3/16 (5)	79 dB(A)	1.8 (.8)	8-1/2 (216)
69023	Self-Gen	5 (127)	3/16 (5)	81 dB(A)	1.9 (.9)	8-1/2 (216)
69028	Self-Gen	6 (152)	3/16 (5)	84 dB(A)	2.0 (.9)	9 (229)

Model Number	Vacuum Style	Tool Dia. Inch (mm)	Dia. Orbit Inch (mm)	Sound Level	Weight Pound (kg)	Length Inch (mm)
69033	Self-Gen	3-1/2 (89)	3/32 (2.5)	84 dB(A)	1.8 (.8)	8-1/2 (216)
69038	Self-Gen	5 (127)	3/32 (2.5)	84 dB(A)	1.9 (.9)	8-1/2 (216)
69043	Self-Gen	6 (152)	3/32 (2.5)	81 dB(A)	2.0 (.9)	9 (229)
69103	Self-Gen	3 (76)	3/8 (10)	81 dB(A)	1.9 (.9)	8-1/2 (216)
69108	Self-Gen	3 (76)	3/16 (5)	79 dB(A)	1.8 (.8)	8-1/2 (216)
69113	Self-Gen	3 (76)	3/32 (2.5)	83 dB(A)	1.8 (.8)	9 (229)
69004	Central	3-1/2 (89)	3/8 (10)	79 dB(A)	1.9 (.9)	7 (178)
69009	Central	5 (127)	3/8 (10)	80 dB(A)	2.0 (.9)	7-1/4 (184)
69014	Central	6 (152)	3/8 (10)	84 dB(A)	1.9 (.9)	7-3/4 (197)
69019	Central	3-1/2 (89)	3/16 (5)	83 dB(A)	1.8 (.8)	7 (178)
69024	Central	5 (127)	3/16 (5)	79 dB(A)	1.9 (.9)	7-1/4 (184)
69029	Central	6 (152)	3/16 (5)	83 dB(A)	2.0 (.9)	7-3/4 (197)
69034	Central	3-1/2 (89)	3/32 (2.5)	82 dB(A)	1.8 (.8)	7 (178)
69039	Central	5 (127)	3/32 (2.5)	81 dB(A)	1.8 (.8)	7-1/4 (184)
69044	Central	6 (152)	3/32 (2.5)	82 dB(A)	2.0 (.9)	7-3/4 (197)
69104	Central	3 (76)	3/8 (10)	82 dB(A)	1.9 (.9)	7 (178)
69109	Central	3 (76)	3/16 (5)	80 dB(A)	1.8 (.8)	7-1/4 (184)
69114	Central	3 (76)	3/32 (2.5)	82 dB(A)	1.8 (.8)	7-3/4 (197)

Additional Specifications: Motor .26 hp (194 W) • Motor 12,000 RPM • Pad Thread 5/16"-24 Male • Air Inlet Thread 1/4" NPT
Hose I.D. Size 1/4" (6 mm) • Air Flow Rate 16 SCFM/450 L/Min • Height 3-1/2" (89 mm) • Air Pressure 90 PSIG (6.2 Bar)
Sound Level is the pressure measurement according to the method outlined in ISO regulation ISO-15744

Dynorbital-Spirit®

Air-Powered Random Orbital Sander



SANDING PADS
PAGE 230

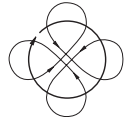
BALL-SWIVEL PLUG
PAGE 223

DROP-IN MOTORS
PAGE 265

ACCESSORIES
PAGE 222

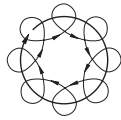
Lightweight Sander with "D3" Advantages!

- Dynabrade's lightest Random Orbital Sander is ideal for vertical and contoured applications, and for operators with smaller hands.
- "D3" improvements include distinctive look, ergonomic tool grip for added comfort, increased vacuum efficiency and new muffler design.
- For light-to-medium duty customers who demand the Dynabrade Difference!



3/8"
(10 mm)
Dia. Orbit

For Aggressive Sanding
(Orange Lever)



3/16"
(5 mm)
Dia. Orbit

For General Sanding
(Silver Lever)



3/32"
(2.5 mm)
Dia. Orbit

For Ultra-Fine Sanding
(Black Lever)

Non-Vacuum

- Includes low profile, premium urethane weight-mated sanding pad.
- Optional vacuum conversion kits are available to easily convert non-vacuum tool to self-generated vacuum tool or central vacuum tool (see page 218).

Pad Diameter Inch (mm)	3/8" (10 mm) Orbit Models	3/16" (5 mm) Orbit Models	3/32" (2.5 mm) Orbit Models
3 (76)	59100	59105	59110
3-1/2 (89)	59000	59015	59030
5 (127)	59005	59020	59035
6 (152)	59010	59025*	59040

Tune-Up Kit: No. 96510 (page 267)

*USA Government National Stock Number 5130015162219

Self-Generated Vacuum

- Includes low profile, premium urethane weight-mated sanding pad.
- Ready for connection to optional portable self-contained dust collection system (see page 219).

Pad Diameter Inch (mm)	3/8" (10 mm) Orbit Models	3/16" (5 mm) Orbit Models	3/32" (2.5 mm) Orbit Models
3 (76)	59103	59108	59113
3-1/2 (89)	59003	59018	59033
5 (127)	59008	59023/58054*	59038
6 (152)	59013	59028	59043

Tune-Up Kit: No. 96510 (page 267)

*Model 58054 includes 56320 Hook-Face Pad with 44 holes (see page 231).

Central Vacuum

- Includes low profile, premium urethane weight-mated sanding pad.
- Has 1" (25 mm) dia. vacuum port for easy connection to external vacuum system.

Pad Diameter Inch (mm)	3/8" (10 mm) Orbit Models	3/16" (5 mm) Orbit Models	3/32" (2.5 mm) Orbit Models
3 (76)	59104	59109	59114
3-1/2 (89)	59004	59019	59034
5 (127)	59009	59024	59039
6 (152)	59014	59029*	59044

Tune-Up Kit: No. 96510 (page 267)

*USA Government National Stock Number 5130015614875

FOR ABRASIVE DISCS
3" (76 mm), 3-1/2" (89 mm),
5" (127 mm) and 6" (152 mm) dia.
SEE PAGE 275



Model
59013



Model
59020

See page 230
for Dynabrade
High-Quality
Sanding Pads!



Model
59023

Portable Dust Collection System
(Optional - See Page 219)



Model
59024

Dynorbital-Spirit®

Air-Powered Random Orbital Sander



SANDING PADS
PAGE 230

DROP-IN MOTORS
PAGE 265

BALL-SWIVEL PLUG
PAGE 223

ACCESSORIES
PAGE 222

Lightweight Sander with "D3" Advantages!

FOR ABRASIVE DISCS
3" (76 mm), 3-1/2" (89 mm),
5" (127 mm) and 6" (152 mm) dia.
SEE PAGE 275

Auto-Recess Throttle Lever

Lever recesses into housing grip when depressed, eliminating pressure-point on operator's palm. Lever is made from composite material to insulate against cold air. Lever is color-coded to identify tool orbit (see page 154).

Comfort Platform

U.S. Patent No. D610,428

Provides additional hand and wrist support, enhancing operator comfort. Also offers protection against cold air exhaust.

Compact Grip Size

Compact, ergonomic design has been reduced in size by 5%. Ideal for operators with smaller hands, and use in vertical applications!

Single-Piece Locking Ring

Allows easier assembly and provides tighter seal.

ONE-HAND Speed Control

New Speed Control dial allows "thumb control" regulating of tool speed.

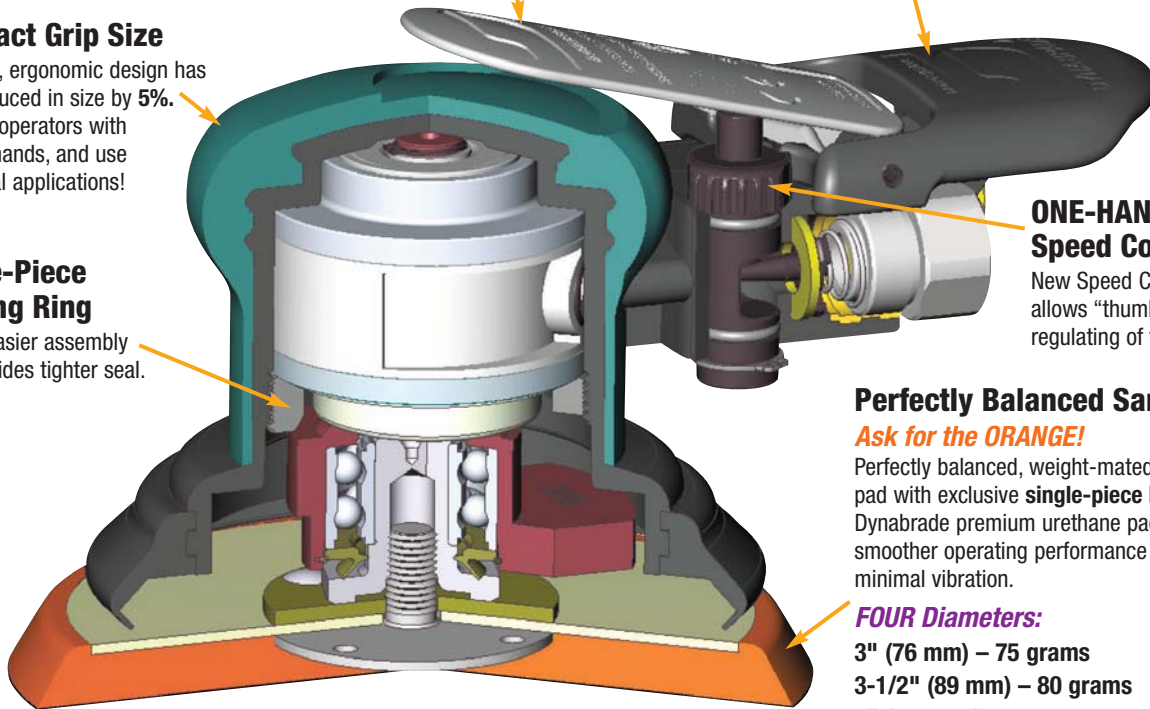
Perfectly Balanced Sanding Pad

Ask for the ORANGE!

Perfectly balanced, weight-mated sanding pad with exclusive single-piece hub design. Dynabrade premium urethane pads offer smoother operating performance and minimal vibration.

FOUR Diameters:

- 3" (76 mm) – 75 grams
- 3-1/2" (89 mm) – 80 grams
- 5" (127 mm) – 100 grams
- 6" (152 mm) – 130 grams



Dynorbital-Spirit® Models

Model Number	Vacuum Style	Tool Dia. Inch (mm)	Dia. Orbit Inch (mm)	Sound Level	Weight Pound (kg)	Length Inch (mm)
59000	Non-Vac	3-1/2 (89)	3/8 (10)	81 dB(A)	1.4 (.6)	6 (152)
59005	Non-Vac	5 (127)	3/8 (10)	81 dB(A)	1.5 (.7)	6-1/2 (165)
59010	Non-Vac	6 (152)	3/8 (10)	82 dB(A)	1.6 (.7)	7 (178)
59015	Non-Vac	3-1/2 (89)	3/16 (5)	80 dB(A)	1.4 (.6)	6 (152)
59020	Non-Vac	5 (127)	3/16 (5)	80 dB(A)	1.4 (.6)	6-1/2 (165)
59025	Non-Vac	6 (152)	3/16 (5)	81 dB(A)	1.5 (.7)	7 (178)
59030	Non-Vac	3-1/2 (89)	3/32 (2.5)	81 dB(A)	1.4 (.6)	6 (152)
59035	Non-Vac	5 (127)	3/32 (2.5)	81 dB(A)	1.4 (.6)	6-1/2 (165)
59040	Non-Vac	6 (152)	3/32 (2.5)	82 dB(A)	1.5 (.6)	7 (178)
59100	Non-Vac	3 (76)	3/8 (10)	79 dB(A)	1.4 (.6)	6 (152)
59105	Non-Vac	3 (76)	3/16 (5)	79 dB(A)	1.4 (.6)	6-1/2 (165)
59110	Non-Vac	3 (76)	3/32 (2.5)	81 dB(A)	1.3 (.6)	7 (178)
59003	Self-Gen	3-1/2 (89)	3/8 (10)	82 dB(A)	1.5 (.7)	8-1/2 (216)
59008	Self-Gen	5 (127)	3/8 (10)	82 dB(A)	1.6 (.7)	8-1/2 (216)
59013	Self-Gen	6 (152)	3/8 (10)	85 dB(A)	1.7 (.7)	9 (229)
59018	Self-Gen	3-1/2 (89)	3/16 (5)	85 dB(A)	1.4 (.6)	8-1/2 (216)
59023/58054	Self-Gen	5 (127)	3/16 (5)	82 dB(A)	1.5 (.7)	8-1/2 (216)
59028	Self-Gen	6 (152)	3/16 (5)	85 dB(A)	1.6 (.7)	9 (229)

Model Number	Vacuum Style	Tool Dia. Inch (mm)	Dia. Orbit Inch (mm)	Sound Level	Weight Pound (kg)	Length Inch (mm)
59033	Self-Gen	3-1/2 (89)	3/32 (2.5)	82 dB(A)	1.4 (.6)	8-1/2 (216)
59038	Self-Gen	5 (127)	3/32 (2.5)	81 dB(A)	1.5 (.6)	8-1/2 (216)
59043	Self-Gen	6 (152)	3/32 (2.5)	86 dB(A)	1.5 (.7)	9 (229)
59103	Self-Gen	3 (76)	3/8 (10)	84 dB(A)	1.5 (.7)	8-1/2 (216)
59108	Self-Gen	3 (76)	3/16 (5)	83 dB(A)	1.4 (.6)	8-1/2 (216)
59113	Self-Gen	3 (76)	3/32 (2.5)	85 dB(A)	1.4 (.6)	9 (229)
59004	Central	3-1/2 (89)	3/8 (10)	79 dB(A)	1.5 (.7)	7 (178)
59009	Central	5 (127)	3/8 (10)	83 dB(A)	1.5 (.7)	7-1/4 (184)
59014	Central	6 (152)	3/8 (10)	84 dB(A)	1.6 (.7)	7-3/4 (197)
59019	Central	3-1/2 (89)	3/16 (5)	83 dB(A)	1.4 (.6)	7 (178)
59024	Central	5 (127)	3/16 (5)	81 dB(A)	1.5 (.6)	7-1/4 (184)
59029	Central	6 (152)	3/16 (5)	83 dB(A)	1.6 (.7)	7-3/4 (197)
59034	Central	3-1/2 (89)	3/32 (2.5)	81 dB(A)	1.4 (.6)	7 (178)
59039	Central	5 (127)	3/32 (2.5)	83 dB(A)	1.4 (.6)	7-1/4 (184)
59044	Central	6 (152)	3/32 (2.5)	80 dB(A)	1.5 (.7)	7-3/4 (197)
59104	Central	3 (76)	3/8 (10)	79 dB(A)	1.5 (.6)	7 (178)
59109	Central	3 (76)	3/16 (5)	83 dB(A)	1.4 (.6)	7-1/4 (184)
59114	Central	3 (76)	3/32 (2.5)	84 dB(A)	1.4 (.6)	7-3/4 (197)

Additional Specifications: Motor .25 hp (186 W) • Motor 12,000 RPM • Pad Thread 5/16"-24 Male • Air Inlet Thread 1/4" NPT
Hose I.D. Size 1/4" (6 mm) • Air Flow Rate 14 SCFM/396 L/Min • Height 3-1/2" (89 mm) • Air Pressure 90 PSIG (6.2 Bar)
Sound Level is the pressure measurement according to the method outlined in ISO regulation ISO-15744

HiVac Dynorbital-Spirit®

Air-Powered 3" Diameter Random Orbital Sander



DROP-IN MOTORS
PAGE 265

BALL-SWIVEL PLUG
PAGE 223

Small Tool with Big Power & Vacuum Capability

- 3" diameter HiVac Dynorbital-Spirit® efficiently vacuums through 6-hole sanding pad and unique shroud design.
- Sanding pad is weight-mated to tool, ensuring low vibration and smooth finishes.
- Tool weight of 1.3 pounds (0.6 kg) minimizes operator fatigue.
- Innovative design protects double row balancer bearing from sanding residue for longer tool life.
- Unique motor seal protects front motor bearing from contaminants while maintaining bearing lubrication.



3/32"
(2.5 mm)
Dia. Orbit

For Ultra-Fine Sanding



56142 Vacuum Pad
(All HiVac Models)

Self-Generated Vacuum

- Vacuums directly through the tool's exhaust, with 1" (25 mm) vacuum port connected to optional portable dust collection system.
- Includes 56142 Vacuum Sanding Pad (6 holes, medium density Hook-Face).
- Pad accepts 3" (76 mm) diameter Hook-Face or mesh-style abrasive discs (sold separately).

Model 59116 3/32" (2.5 mm) Orbit

Model 59115 with 3/16" (5 mm) orbit is also available.

Includes Comfort Platform
(All models on page)



Portable Dust Collection System
(Optional - See Page 219)

Central Vacuum

- 1" (25 mm) vacuum port connects to an external vacuum source, such as a portable vacuum or central vac system.
- Includes 56142 Vacuum Sanding Pad (6 holes, medium density Hook-Face).
- Pad accepts 3" (76 mm) diameter Hook-Face or mesh-style abrasive discs (sold separately).

Model 59118 3/32" (2.5 mm) Orbit

Model 59117 with 3/16" (5 mm) orbit is also available.



Model 59118

RANDOM ORBITAL SANDERS

Model Number	Orbit Dia. Inch (mm)	Motor hp (W)	Motor RPM	Sound Level	Maximum Air Flow SCFM (L/Min)	Spindle Thread	Hose I.D. Size Inch (mm)	Air Inlet Thread	Weight Pound (kg)	Length Inch (mm)	Height Inch (mm)
59115	3/16 (5)	.25 (186)	12,000	81 dB(A)	14 (396)	5/16"-24 Female	1/4 (8)	1/4" NPT	1.3 (0.6)	7-3/4 (197)	3-3/4 (95)
59116	3/32 (2.5)	.25 (186)	12,000	81 dB(A)	14 (396)	5/16"-24 Female	1/4 (8)	1/4" NPT	1.3 (0.6)	7-3/4 (197)	3-3/4 (95)
59117	3/16 (5)	.25 (186)	12,000	79 dB(A)	14 (396)	5/16"-24 Female	1/4 (8)	1/4" NPT	1.3 (0.6)	6-1/2 (166)	3-3/4 (95)
59118	3/32 (2.5)	.25 (186)	12,000	79 dB(A)	14 (396)	5/16"-24 Female	1/4 (8)	1/4" NPT	1.3 (0.6)	6-1/2 (166)	3-3/4 (95)

Tune-Up Kit: No. 96510 (page 267) • Additional Specifications: Air Pressure 90 PSIG (6.2 Bar)

“Swirl-Free Checklist”

For Dynabrade Random Orbital Sanders

Equipment Check:

Random Orbital Sander

- 90 PSIG (6.2 Bar) is the required operating air supply pressure.** Check the air pressure at the sander while it is running. Note: Promote the use of Dynabrade maximum flow plugs and couplers to ensure proper airflow.
- Confirm that the tool is running at the rated “Free Speed” RPM.** On an average a 10,000 RPM non-vacuum sander will run at 9,500 RPM; a 12,000 RPM non-vacuum sander will run at 11,500 RPM. A vacuum sander normally runs slightly slower.
- Inspect the balancer bearing (pad bearing).** Remove the back-up pad and rotate the balancer bearing shaft while holding the counterbalance stationary. The balancer shaft should turn freely.



Back-Up Pad

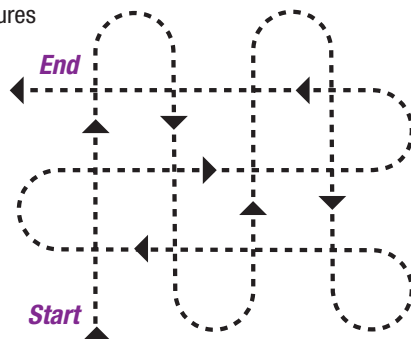
- Inspect the face of the sanding pad.** The pad must be flat and smooth, without any defects. Check if they are using a Dynabrade back-up pad that is “weight-mated” to the sander. Using another pad can make the sander vibrate excessively and lead to an unacceptable finish.

Sanding Techniques:

- Always START the sander ON the surface, and STOP the sander OFF the surface.**
- When sanding keep the sander, and pad FLAT on the surface.** **Important:** Do not exert heavy downward force on the sander. Apply enough downward force to keep the back-up pad and abrasive flat on the surface allowing the back-up pad to orbit freely over the surface.

Sanding Techniques (Continued)

- Follow a set pattern when sanding.** It is suggested to pass over the surface following a “North, South, East, West” pattern (see below), overlapping each pass 1/4 the diameter of the back-up pad and abrasive. This insures that the previous scratches are removed and that a uniform finish is achieved. Two “patterns” per sanding step are recommended.



- Frequently inspect abrasive for tears, folds, or build-up.** When changing abrasive to proceed to the next sanding step, first inspect the condition of the abrasive that is on the sander. If any defects are noticed in that abrasive, remove it and install another piece of the same grain and sand the work surface again before proceeding on to the next sanding step.
- Always clear away sanding dust and abrasive debris before progressing to the next sanding step with a finer “grit” abrasive.**

Two-Hand Dynorbital®

Air-Powered Random Orbital Sander



SANDING PADS
PAGE 230

ACCESSORIES
PAGE 222

For Comfortable, Controlled Two-Hand Operation

FOR ABRASIVE DISCS
5" (127 mm) diameter
SEE PAGE 275

Model 57101 Low Profile Model

- Unique low profile two-hand model is weight-mated to 5" diameter sanding pad.
- 56106 Non-Vacuum, vinyl-face pad included.
- Also includes convenient 97166 Hanger.
- A versatile, lightweight two-hand random orbital sander.



3/16"
(5 mm)
Dia. Orbit
For General Sanding

Model
57101

Model Number	Motor hp (W)	Motor RPM	Orbit Dia. Inch (mm)	Pad Dia. Inch (mm)	Sound Level	Maximum Air Flow SCFM (L/Min)	Hose I.D. Size Inch (mm)	Air Inlet Thread	Weight Pound (kg)	Length Inch (mm)	Height Inch (mm)
57101	.2 (149)	12,000	3/16 (5)	5 (127)	76 d(B)A	28 (793)	3/8 (10)	1/4" NPT	2.1 (.98)	8-5/16 (211)	3-3/4 (96)

Tune-Up Kit: No. 96537 (page 267) • Additional Specifications: Air Pressure 90 PSIG (6.2 Bar)

Two-Hand Dynorbital®

Air-Powered Random Orbital Sander

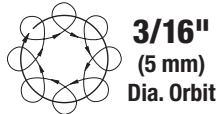


SANDING PADS
PAGE 230

BALL-SWIVEL PLUG
PAGE 223

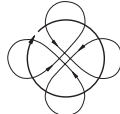
Comfortable, Controlled Two-Hand Operation

- Long handle allows excellent comfort and control, especially when working on vertical sides of workpiece. Provides longer reach!
- Includes low profile premium urethane weight-mated sanding pad.
- 5" and 6" models are 12,000 RPM. Pads have 5/16"-24 male thread.
- 8" models are 10,000 RPM. Pads mount with 5 screws.
- Choose from two diameter orbits:



3/16"
(5 mm)
Dia. Orbit

For General Sanding



3/8"
(10 mm)
Dia. Orbit

For Aggressive Sanding

FOR ABRASIVE DISCS
5" (127 mm), 6" (152 mm)
and 8" (203 mm) diameter
SEE PAGE 275

Non-Vacuum

Pad Diameter Inch (mm)	3/16" (5 mm) Orbit Models	3/8" (10 mm) Orbit Models
5 (127)	58400	58415
6 (152)	58405	58418
8 (203)	58410	—



Model
58416



Model
58405

Self-Generated Vacuum

- Self-generated vacuum models are ready for connection to optional portable dust collection system (50617 shown).
- Vacuum port accepts 1-1/4" diameter hose cuff for increased vacuum flow (no overskirt shroud is included).
- Not recommended for use with external or central vacuum system.

Pad Diameter Inch (mm)	3/16" (5 mm) Orbit Models	3/8" (10 mm) Orbit Models
5 (127)	58401	58416
6 (152)	58406	58419
8 (203)	58411	—



Model
58406

1-1/4" Dia.
Vacuum Port

Portable Dust
Collection System
(Optional - See
Page 219)

Central Vacuum

- Ready for connection to external or central vacuum system.
- All models include combination lip seal/overskirt shroud, which offers enhanced vacuum capability and greater workpiece visibility.
- 6" diameter models include 1" outside diameter vacuum port.
- 8" diameter model includes 2" outside diameter vacuum port.

Pad Diameter Inch (mm)	3/16" (5 mm) Orbit Models	3/8" (10 mm) Orbit Models
6 (152)	58409	58420
8 (203)	58414	—



Model
58414

2" Dia.
Vacuum Port
(58414 Only)

Model Number	Motor hp (W)	Motor RPM	Pad Dia. Inch (mm)	Sound Level	Maximum Air Flow SCFM (L/Min)	Hose I.D. Size Inch (mm)	Air Inlet Thread	Weight Pound (kg)	Length Inch (mm)	Height Inch (mm)
58400/58415	.45 (336)	12,000	5 (127)	82 dB(A)	23 (651)	1/4 (6)	1/4" NPT	2.5 (1.2)	11-1/16 (280)	4-15/16 (126)
58401/58416	.45 (336)	12,000	5 (127)	84 dB(A)	23 (651)	1/4 (6)	1/4" NPT	2.5 (1.1)	11-1/16 (280)	4-15/16 (126)
58405/58418	.45 (336)	12,000	6 (152)	81 dB(A)	23 (651)	1/4 (6)	1/4" NPT	2.6 (1.2)	11-3/8 (288)	4-15/16 (126)
58406/58419	.45 (336)	12,000	6 (152)	84 dB(A)	23 (651)	1/4 (6)	1/4" NPT	2.5 (1.2)	11-3/8 (288)	4-15/16 (126)
58409/58420	.45 (336)	12,000	6 (152)	84 dB(A)	23 (651)	1/4 (6)	1/4" NPT	2.7 (1.2)	11-3/8 (288)	4-15/16 (126)
58410	.45 (336)	10,000	8 (203)	82 dB(A)	23 (651)	1/4 (6)	1/4" NPT	4.0 (1.8)	12-1/2 (319)	5-5/8 (142)
58411	.45 (336)	10,000	8 (203)	85 dB(A)	23 (651)	1/4 (6)	1/4" NPT	4.0 (1.8)	12-1/2 (319)	5-5/8 (142)
58414	.45 (336)	10,000	8 (203)	85 dB(A)	23 (651)	1/4 (6)	1/4" NPT	4.2 (1.9)	12-1/2 (319)	5-5/8 (142)

Additional Specifications: Air Pressure 90 PSIG (6.2 Bar) • Thread 5/16"-24 Female • 8" models mount with 5 screws

Tune-Up Kit: 5", 6" Models: No. 98220; 8" Models: No. 98221 (page 267)

11" Diameter Dynorbital®

Air-Powered & Electric Random Orbital Sanders

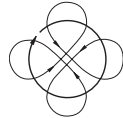


SANDING PADS
PAGE 235

ACCESSORIES
PAGE 222

Cover More Area in Less Time!

- Proportionate 3/4" dia. orbit in relation to pad size assures swirl-free finish on a variety of surfaces.
- All models include 56231 Hook-Face sanding pad for abrasive discs 11-1/4" in diameter. Pad is weight-mated to tool, further reducing tool vibration levels.
- Tools include reversible Side Handle (18553), which adds to operator comfort.



3/4"
(19 mm)
Dia. Orbit

Achieve a Swirl-Free Finish

FOR ABRASIVE DISCS
11" (280 mm) diameter
SEE PAGE 276



Model 58485

Air-Powered Models

- Powerful .7 hp air motor (2,500 RPM) offers power and efficiency.

Model 58480 *Non-Vacuum*

- For use with optional non-vacuum abrasive discs. Abrasive disc covers pad holes, for non-vacuum use.



Model 58480



Model 58480

Model 58485 *Central Vacuum*

- For use with optional "0" style abrasive discs, which allow dust to be drawn up through pad holes.
- Vacuum shroud has 1-1/4" outside diameter port, for connection to external or central vacuum system.

Model Number	Motor hp (W)	Motor RPM	Sound Level	Maximum Air Flow SCFM (L/Min)	Hose I.D. Size Inch (mm)	Air Inlet Thread	Air Pressure PSIG (Bar)	Weight Pound (kg)	Length Inch (mm)	Height Inch (mm)
58480	.7 (522)	2,500	83 dB(A)	27 (765)	3/8 (10)	1/4" NPT	90 (6.2)	8.3 (3.7)	17 (432)	6 (152)
58485	.7 (522)	2,500	83 dB(A)	27 (765)	3/8 (10)	1/4" NPT	90 (6.2)	9.1 (4.1)	17 (432)	6 (152)

Tune-Up Kit: No. 98224 (page 267)

Electric Models

- Powerful 1.8 hp (1342 W), variable speed (0-3,000 RPM), 120 V (AC) 11 Amp electric motor offers power and efficiency. Proportionate 3/4" (19 mm) dia. orbit in relation to pad size assures swirl-free finish on a variety of surfaces. Tool has 5/8"-11 Spindle Thread.
- Double-insulated (Class II) housing, 8 ft. (2.44 m) flexible cord, and built-in tool rest.
- Includes 11" dia. x 1/2" thick Hook-Face Backing Pad (56231). Premium foam pad mounts with 5 screws.



Model 51583

120 V (AC)

Model 51582 *Non-Vacuum*

Model 51583 *Central Vacuum*

- Ready to be attached to a central vacuum system.

Model Number	Motor RPM	Max. Motor hp (W)	Voltage	Current	Phase	Frequency	Weight Pound (kg)	Length Inch (mm)	Height Inch (mm)
51582	0 - 3,000	1.8 (1,342)	120 V (AC)	11 Amp	1	60 Hz	11.8 (5.35)	21 (533)	7 (178)
51583	0 - 3,000	1.8 (1,342)	120 V (AC)	11 Amp	1	60 Hz	11.8 (5.35)	21 (533)	7 (178)

RANDOM ORBITAL SANDERS

Palm-Style Mini-Dynorbital®

Air-Powered Random Orbital Sanders



SANDING PADS
PAGE 241

ACCESSORIES
PAGE 222

*Excellent for Repairing Minor Surface Defects on Clearcoat.
Random Orbital Action Achieves Ultra-Smooth Finishes!*

FOR ABRASIVE DISCS
3/4" (19 mm) and
1-1/4" (32 mm) diameter
SEE PAGE 276

Supreme-Style Models

- Each model includes 54034 Sanding Head (accepts sanding pads with 1-1/4"-20 female thread.)

Model 57500 5,000 RPM

- Includes 3/4" dia. pad (54017) and 1-1/4" dia. pad (54018) with sample micro-finishing film abrasive discs. Confines sanding to smallest possible area.

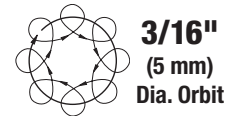
Model 57504 7,500 RPM

- Includes 1-1/4" dia. pad (54018).



Model 57500

Model 57503



3/16"
(5 mm)
Dia. Orbit

(All models on page)

Supreme-Style Models

- Each model includes 54035 Sanding Head (accepts sanding pads with male locking-type threads).
- Each model includes 1-1/4" dia. locking-type Sanding Pad (54037).

Model 57503 5,000 RPM

- Used as part of Dynabrade "Two-Step" Polishing System, by automobile original equipment manufacturers (OEM's). See page 116.

Model 57502 7,500 RPM

Model Number	Motor hp (W)	Motor RPM	Orbit Dia. Inch (mm)	Pad Dia. Inch (mm)	Sound Level	Maximum Air Flow SCFM (L/Min)	Hose I.D. Size Inch (mm)	Air Inlet Thread	Weight Pound (kg)	Length Inch (mm)	Height Inch (mm)
57500	.05 (37)	5,000	3/16 (5)	3/4 (19), 1-1/4 (32)	69 dB(A)	6 (170)	1/4 (6)	1/4" NPT	1.7 (0.8)	5 (127)	3-5/8 (92)
57502	.08 (60)	7,500	3/16 (5)	1-1/4 (32)	75 dB(A)	6 (170)	1/4 (6)	1/4" NPT	1.7 (0.8)	5 (127)	3-5/8 (92)
57503	.05 (37)	5,000	3/16 (5)	1-1/4 (32)	69 dB(A)	6 (170)	1/4 (6)	1/4" NPT	1.7 (0.8)	5 (127)	3-5/8 (92)
57504	.08 (60)	7,500	3/16 (5)	3/4 (19), 1-1/4 (32)	74 dB(A)	6 (170)	1/4 (6)	1/4" NPT	1.7 (0.8)	5 (127)	3-5/8 (92)

Tune-Up Kit: No. 96109 (page 267) • Additional Specifications: Air Pressure 90 PSIG (6.2 Bar) • Tool Thread 1/4"-20 Male

Silver Supreme-Style Models

- Ideal for repairing dust nibs and minor surface defects, while offering "Silver Supreme" design innovations!
- Comfort Platform (U.S. Patent no. D610,428) provides additional hand and wrist support.
- Tool height reduced by 20%, and tool weight of only 1.3 lbs (0.6 kg)!
- Convenient, non-marring hanger bracket for easy tool storage.

Model 69500 5,000 RPM

- Includes 54018 pad, 1/4"-20 thread.

Model 69503 5,000 RPM

- Includes 54037 locking-type pad.

Model 69502 7,500 RPM

- Includes 54037 locking-type pad.

Model 69504 7,500 RPM

- Includes 54018 pad, 1/4"-20 thread.



Model 69502

Model Number	Motor hp (W)	Motor RPM	Sound Level	Maximum Air Flow SCFM (L/Min)	Tool Thread	Hose I.D. Size Inch (mm)	Air Inlet Thread	Weight Pound (kg)	Length Inch (mm)	Height Inch (mm)
69500	.03 (23)	5,000	70 dB(A)	5 (153)	1/4"-20	1/4 (6)	1/4" NPT	1.3 (.6)	6 (152)	3-5/16 (84)
69502	.08 (60)	7,500	75 dB(A)	6 (170)	Locking	1/4 (6)	1/4" NPT	1.3 (.6)	6 (152)	3-5/16 (84)
69503	.03 (23)	5,000	70 dB(A)	5 (153)	Locking	1/4 (6)	1/4" NPT	1.3 (.6)	6 (152)	3-5/16 (84)
69504	.08 (60)	7,500	75 dB(A)	6 (170)	1/4"-20	1/4 (6)	1/4" NPT	1.3 (.6)	6 (152)	3-5/16 (84)

Tune-Up Kit: No. 96127 (page 267) • Additional Specifications: Air Pressure 90 PSIG (6.2 Bar)

7° Offset Mini-Dynorbital®

Air-Powered Random Orbital Sander



SANDING PADS
PAGE 241

DYNASWIVEL®
PAGE 223

Excellent for Repairing Dust Nibs on Clearcoat

- Ideal for finesse sanding.
- Optional side handle available. Order 13141 Handle/Collar Assembly.

FOR ABRASIVE DISCS
3/4" (19 mm) and
1-1/4" (32 mm) diameter
SEE PAGE 276

Model 51410 3,200 RPM

Model 51412 5,000 RPM

- Includes 54034 Sanding Head (accepts 3" and smaller diameter sanding pads with 1/4"-20 female thread).
- Includes 54018 Pad (1-1/4" diameter) "medium" density, with sample adhesive-backed 9-micron micro-finishing film discs. Pad has 1/4"-20 female thread which mounts to tool's sanding head.




Model 51411 3,200 RPM

- Includes 54035 Sanding Head (accepts 3" and smaller dia. sanding pads with male locking-type threads).
- Includes 54037 "soft" density, male locking-type pad (1-1/4" diameter), which accepts adhesive-backed micro-finishing film discs.



51415 Versatility Kit *Four Tools In One!*

- Two Mini-Random Orbital Sanders, 1/4" Die Grinder and 3-1/2" Disc Sander.
- Includes: 3,200 RPM air tool; 54034 and 54035 Random Orbital Sanding Heads; assortment of sanding pads for adhesive-backed discs, 50010 Collet, 50126 Backup Pad, assortment of abrasives and wrenches.



The 51415 Versatility Kit provides the flexibility of two Mini-Random Orbital Sanders, 1/4" Die Grinder and a 3-1/2" Disc Sander.



Model Number	Motor hp (W)	Motor RPM	Sound Level	Maximum Air Flow SCFM (L/Min)	Hose I.D. Size Inch (mm)	Air Inlet Thread	Tool Thread	Weight Pound (kg)	Length Inch (mm)	Height Inch (mm)
51410	.4 (298)	3,200	75 dB(A)	24 (680)	1/4 (6)	1/4" NPT	3/8"-24 Male	1.8 (.8)	8 (203)	5-1/2 (140)
51411	.4 (298)	3,200	75 dB(A)	24 (680)	1/4 (6)	1/4" NPT	3/8"-24 Male	1.8 (.8)	8 (203)	5-1/2 (140)
51412	.4 (298)	5,000	75 dB(A)	24 (680)	1/4 (6)	1/4" NPT	3/8"-24 Male	1.8 (.8)	8 (203)	5-1/2 (140)

Tune-Up Kit: No. 96174 (page 267) • Additional Specifications: Air Pressure 90 PSIG (6.2 Bar)

RANDOM ORBITAL SANDERS

Angle-Head Mini-Dynorbital®

Air-Powered Random Orbital Sander



SANDING PADS
PAGE 241

COUPLER/PLUG
PAGE 223



Excellent for Repairing Dust Nibs on Clearcoat

FOR ABRASIVE DISCS
3/4" (19 mm) and
1-1/4" (32 mm) diameter
SEE PAGE 276

- Built-in speed regulator, extended rear exhaust muffler, safety-lock lever included.
- Governor-controlled motor maintains speed under load.
- Sample 9-micron micro-finishing film discs are included.
- Optional 54585 Side Handle Assembly available.



Model 49400

Model 49400 3,200 RPM

- 54028 Random Orbital Sanding Head accepts sanding pads with 1/4"-20 female thread.
- Includes 1-1/4" dia. medium density pad (54018), which has 1/4"-20 female thread and mounts to sanding head.



Model 49401

Model 49401 3,200 RPM

- 54029 Random Orbital Sanding Head accepts male locking-type pads.
- Includes 1-1/4" dia. soft density locking-type pad (54031), which has male locking-type thread and mounts to sanding head.

3/16"
(5 mm)
Dia. Orbit
(All models on page)

Angle-Head Mini-Dynorbital® can be used with Dynabrade Sanding Creme and Glaze.

49402 Angle-Head Versatility Kit

- Includes: 3,200 RPM air tool (not shown), 54028 Random Orbital Sanding Head, 54018 Sanding Pad, 54029 Random Orbital Sanding Head, 54031 Sanding Pad, 50107 Sanding Pad, 54021 Adapter, sample 2" dia. sanding discs, 54030 Locking-Type Rotary Sanding Head, 50055 Collet (1/4").
- Not shown: Abrasives – 3/4" and 1-1/4" dia. 9-micron (1000-grit) micro-finishing film discs; assorted wrenches.
- Tool also accepts 1/4"-28 threaded drill bits (not included).



Model 49402

49403 Sander/Buffer Versatility Kit

- Includes: 3,200 RPM air tool, 54028 Random Orbital Sanding Head, 50120 Hook 'n Loop Pad for Bonnets, 54018 Sanding Pad, 54021 Adapter, 90028 Wool Bonnet, assorted wrenches, 90027 Terry Cloth Bonnet, 95723 Finesse Sanding Creme, 95727 Dynabrade Glaze, 54017 Sanding Pad and sample abrasives.



Model 49403

Dynaswivel® air line connector is ideal for use with most air tools. It improves tool maneuverability, minimizes operator fatigue and extends hose life. (See page 223.)

RANDOM ORBITAL SANDERS

Model Number	Motor hp (W)	Motor RPM	Sound Level	Maximum Air Flow SCFM (L/Min)	Hose I.D. Size Inch (mm)	Air Inlet Thread	Tool Thread	Weight Pound (kg)	Length Inch (mm)	Height Inch (mm)
49400	.4 (298)	3,200	80 dB(A)	26 (736)	1/4 (6)	1/4" NPT	1/4"-28 Female	1.9 (.9)	12.4 (316)	3 (77)
49401	.4 (298)	3,200	80 dB(A)	26 (736)	1/4 (6)	1/4" NPT	1/4"-28 Female	1.9 (.9)	12.4 (316)	2.9 (74)

Tune-Up Kit: No. 96541 (page 267) • Additional Specifications: Air Pressure 90 PSIG (6.2 Bar)

Right Angle Mini-Dynorbital®

Air-Powered Random Orbital Sander



SANDING PADS
PAGE 241

ACCESSORIES
PAGE 222

Ideal for Simple Spot Repair on Painted Surfaces

FOR ABRASIVE DISCS
3/4" (19 mm) and
1-1/4" (32 mm) diameter
SEE PAGE 276

- Built-in speed regulator, rear exhaust muffler, lever throttle.
- Heavy duty gear head.
- Includes sample 9-micron micro-finishing film discs.

Model 53415 3,200 RPM

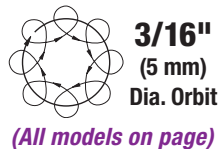
- Includes 54029 Sanding Head (accepts 3" and smaller dia. sanding pads with male locking-type threads).
- Includes 54037 soft density male locking-type pad, which accepts adhesive-backed micro-finishing film discs.

Model 53417 3,200 RPM

- 54028 Random Orbital Sanding Head accepts sanding pads with 1/4"-20 female thread.
- Includes 1-1/4" dia. medium density locking-type pad (54018), which has 1/4"-20 female thread which mounts to sanding head.



Model 53415




Model 53415

53465 Sander/Buffer Versatility Kit

- All that is needed for quick, simple spot repair on a variety of surfaces.
- Includes: Model 53417 Air Tool (3,200 RPM) with 54028 Random Orbital Sanding Head; 54021 Adapter (1/4"-28 to 1/4"-20 male); 54017 Vinyl Sanding Pad (3/4" dia.) 54018 Vinyl Sanding Pad (1-1/4" dia.); 50120 Hook-Face Pad (3" dia.); 90027 Terry Cloth Bonnet (3" dia.); 90028 Wool Buffering Pad (3" dia.); 95727 Dynabrade Glaze; 95723 Finesse Sanding Creme; 95848 Gear Oil; 95542 Grease; two 95541 Grease Guns; 95262 Wrench (14 mm); 95281 Wrench (19 mm); and sample abrasives.



Model 53465



Dynaswivel® air line connector is ideal for use with most air tools. It improves tool maneuverability, minimizes operator fatigue and extends hose life. (See page 223.)



Model Number	Motor hp (W)	Motor RPM	Sound Level	Maximum Air Flow SCFM (L/Min)	Hose I.D. Size Inch (mm)	Air Inlet Thread	Tool Thread	Weight Pound (kg)	Length Inch (mm)	Height Inch (mm)
53415	.4 (298)	3,200	82 dB(A)	21 (595)	1/4 (6)	1/4" NPT	1/4"-28 Male	1.9 (.9)	7 (289)	2-3/4 (70)
53417	.4 (298)	3,200	81 dB(A)	21 (595)	1/4 (6)	1/4" NPT	1/4"-28 Male	1.9 (.9)	7 (289)	2-3/4 (70)

Tune-Up Kit: No. 96179 (page 267) • Additional Specifications: Air Pressure 90 PSIG (6.2 Bar)

RANDOM ORBITAL SANDERS

Dynabrade Systems & Solutions

For Random Orbital Sanders – Suggested Tool/Accessory Combinations



TOOL	ABRASIVE	ACCESSORIES	
Dynorbital® Supreme Model 56815 Palm Style, Non-Vacuum 12,000 RPM Page 148	5" Dia. Abrasive Discs Non-Vacuum Page 275 	5" Dia. Backup Pad 56106 Non-Vacuum Page 230 	Ball-Swivel Plug 97016 Page 223 
Dynorbital® Silver Supreme Model 69024 Palm Style, Central Vacuum 12,000 RPM Page 152	5" Dia. Abrasive Discs Vacuum Page 275 	5" Dia. Backup Pad 56320 Vacuum Page 231 	Drop-In Motor 69457 Page 265 
Dynorbital® Silver Supreme Model 69028 Palm Style, Self-Generated Vacuum 12,000 RPM Page 152	6" Dia. Abrasive Discs Vacuum Page 275 	6" Dia. Backup Pad 56260 Channel Vacuum Page 231 	Dust Collection System 50617 Page 219 
Dynorbital-Spirit® Model 59020 Palm Style, Non-Vacuum 12,000 RPM Page 154	5" Dia. Abrasive Discs Non-Vacuum Page 275 	5" Dia. Backup Pad 56106 Non-Vacuum Page 230 	5" Dia. Interface Pad 53978 Page 238 
Two-Hand Dynorbital® Sander Model 58405 Two-Hand, 12,000 RPM Page 158	6" Dia. Abrasive Discs Non-Vacuum Page 275 	6" Dia. Backup Pad 56107 Non-Vacuum Page 230 	DynaJet Blow Gun 94467 Page 224 

RANDOM ORBITAL SANDERS

ESSENTIAL ACCESSORIES

Metal Capture Downdraft Station 64350 Page 208 	Air Lube (10W/NR) 95842 Page 254 	Dynūba 100 60005 Page 254 	Dynaswivel® 94300 Page 223 	Filter-Regulator-Lubricator 10681 Page 224 
		Dynūba 26 60020 Page 254 	Coupler/Plug Assemblies 95676, 97572 Page 228 	Air Hose Assemblies 94863, 94852, 94892 Page 225 



GEAR-DRIVEN & FINISHING SANDERS

DynaLocke®	166	Wet Dynabug® “Model T” Sander ..	174
Gear-Driven Sanders	168	Dynabug® Sander	175
11" Dia. Gear-Driven Sanders.....	169	Dynabug® II Sander.....	176
Dynafine® Detail Sander	170	Dynaline Sander	178
Dynafine® “Backsplash” Sander	171	11" File Board Sander	179
Dynafine® Finger Sander.....	172	Right Angle Denibber	180
Dynafine® Raised Panel Sander	172	<i>Systems & Solutions</i>	181
Dynabug® “Model T” Sander	173		



GEAR-DRIVEN & FINISHING SANDERS

Combination Rotary and Random Orbital Sander

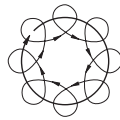
- 12,000 RPM DynaLocke® is truly “two tools in one,” easily changing from a rotary Disc Sander to Random Orbital Sander with the flip of a switch.
- Ideal for metal applications; great on composite materials. Excellent for automotive work, such as paint stripping and blending. Also utilized for leveling glue seams on Corian® and other solid surfaces.
- Switch is recessed within tool grip to prevent accidental engaging.

FOR ABRASIVE DISCS
3" (76 mm), 3-1/2" (89 mm),
5" (127 mm) and 6" (152 mm) dia.
SEE PAGE 275



Rotary Motion

For Stripping and Blending



3/16" (5 mm) Dia. Orbit

For Swirl-Free Finishes



Model 58430

Non-Vacuum

Model 58460 3" Diameter

- Includes 56087 Hook-Face Pad.

Model 58465 3-1/2" Diameter

- Includes 54313 Hook-Face Pad.

Model 58430 5" Diameter


- Includes 54325 Hook-Face Pad.

Model 58435 6" Diameter

- Includes 54327 Hook-Face Pad.



Model 58430



Tool should be completely stopped before changing sanding action.

Self-Generated Vacuum

- Self-Generated Vacuum models are ready for connection to optional portable dust collection system.
- Tool has 1-1/4" outside diameter vacuum port, allowing increased air flow.
- Designed to vacuum in random orbital mode only.

Model 58461 3" Diameter

- Includes 56087 Hook-Face Pad.

Model 58466 3-1/2" Diameter

- Includes 54313 Hook-Face Pad.

Model 58431 5" Diameter

- Includes 54326 Hook-Face Pad.

Model 58436 6" Diameter

- Includes 54328 Hook-Face Pad.



Model 58436

See page 231 for Dynabrade High-Quality Sanding Pads!

Portable Dust Collection System (Optional - See Page 219)

Corian is a trademark of DuPont

Model Number	Motor hp (W)	Motor RPM	Pad Dia. Inch (mm)	Sound Level	Maximum Air Flow SCFM (L/Min)	Hose I.D. Size Inch (mm)	Air Inlet Thread	Tool Thread	Weight Pound (kg)	Length Inch (mm)	Height Inch (mm)
58460	.45 (336)	12,000	3 (76)	81 dB(A)	23 (651)	1/4 (6)	1/4" NPT	5/16"-24 Female	2.35 (1.0)	10-5/16 (263)	5-3/8 (137)
58461	.45 (336)	12,000	3 (76)	86 dB(A)	23 (651)	1/4 (6)	1/4" NPT	5/16"-24 Female	2.35 (1.0)	10-5/16 (263)	5-3/8 (137)
58465	.45 (336)	12,000	3-1/2 (89)	80 dB(A)	23 (651)	1/4 (6)	1/4" NPT	5/16"-24 Female	2.35 (1.0)	10-5/16 (263)	5-3/8 (137)
58466	.45 (336)	12,000	3-1/2 (89)	85 dB(A)	23 (651)	1/4 (6)	1/4" NPT	5/16"-24 Female	2.35 (1.0)	10-5/16 (263)	5-3/8 (137)
58430	.45 (336)	12,000	5 (127)	82 dB(A)	23 (651)	1/4 (6)	1/4" NPT	5/16"-24 Female	2.7 (1.2)	11-1/16 (280)	5-1/8 (131)
58431	.45 (336)	12,000	5 (127)	82 dB(A)	23 (651)	1/4 (6)	1/4" NPT	5/16"-24 Female	2.6 (1.2)	11-1/16 (280)	5-1/8 (131)
58435	.45 (336)	12,000	6 (152)	82 dB(A)	23 (651)	1/4 (6)	1/4" NPT	5/16"-24 Female	2.8 (1.2)	11-1/2 (293)	5-1/8 (131)
58436	.45 (336)	12,000	6 (152)	85 dB(A)	23 (651)	1/4 (6)	1/4" NPT	5/16"-24 Female	2.7 (1.2)	11-1/2 (293)	5-1/8 (131)

Tune-Up Kit: No. 98220 (page 267) • Additional Specifications: Air Pressure 90 PSIG (6.2 Bar)

1.3 hp DynaLocke®

Powerful Tool with DynaLocke® Head



SANDING PADS
PAGE 231

ACCESSORIES
PAGE 222

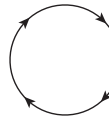
52760 Tool includes 61318 DynaLocke® Head (with 54325 Hook-Face Pad)

FOR ABRASIVE DISCS
5" (127 mm) diameter
SEE PAGE 275

- 52760 tool's robust 1.3 hp (970 W) air motor is governor-controlled to deliver powerful, efficient performance. Combined with 61318 DynaLocke® Head, this tool easily switches from standard rotary mode to random orbital mode!
- Tool housing and handle made of solid cast aluminum.
- Adjustable throttle handle is insulated to reduce cold air transmission to operator's hand.
- Rotational exhaust system rotates a full 360° to direct exhaust away from operator.
- Safety-lock throttle lever is included, to prevent accidental start-up of tool.
- Tool includes vibration dampening side handle, adjustable for left or right hand use.
- "Wick Lube" system extends gear life with simple lubrication.
- Tool includes 95848 Gear Oil and 95541 Gear Oil Gun.

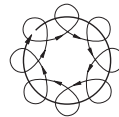


Model 52760



Rotary Motion

For Stripping and Blending



3/16" (5 mm) Dia. Orbit

For Swirl-Free Finishes



95848 Gear Oil

95541 Gear Oil Gun

Tool includes 54325 Hook-Face Backup Pad, 5" diameter, medium density (see page 231)

Model Number	Motor hp (W)	Motor RPM	Sound Level	Maximum Air Flow SCFM (L/Min)	Hose I.D. Size Inch (mm)	Air Inlet Thread	Spindle Thread	Weight Pound (kg)	Length Inch (mm)	Height Inch (mm)
52760	1.3 (970)	12,000	81 dB(A)	43 (1,218)	3/8 (10)	3/8" NPT	5/8"-11	7 (3.2)	10-1/2 (267)	5-3/8 (136)

Tune-Up Kit: No. 96100 (page 267) • Additional Specifications: Air Pressure 90 PSIG (6.2 Bar)

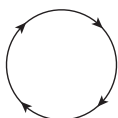
DynaLocke® Head

Converts Rotary Tool into DUAL-ACTION Sander!

Two Sanding Actions!

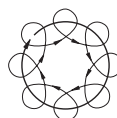
- 61318 DynaLocke® Head converts rotary tool (maximum 12,000 RPM) into a dual-action sander! Head easily switches from standard rotary mode to random orbital mode.
- A true time-saver in high-production workplaces! Countless applications for Metalworking (small weld removal, weld spatter and defect removal, blending scratches, paint preparation); Composites (defect removal, paint preparation, flash removal); and Solid Surface (leveling glue seams).
- Head includes 54325 Hook-Face Backup Pad, 5" diameter, medium density.

NOTE: Use ONLY Hook-Face Abrasive Discs with 61318 DynaLocke® Head. Always change sanding modes with tool DISCONNECTED from power source.



Rotary Motion

For Stripping and Blending



3/16" (5 mm) Dia. Orbit

For Swirl-Free Finishes

Convenient Switch Easily Changes Sanding Modes!



61318 (5/8"-11 thread)

Gear-Driven Sanders

Air-Powered, 5", 6" and 8" Diameters




SANDING PADS
PAGE 234

ACCESSORIES
PAGE 222

900 RPM for Aggressive Removal Applications

- Unique epicycloidal sanding action allows aggressive removal of material.
- Applications include removal and leveling of large amounts of filler materials such as glue or epoxy; removing coatings. For use on materials including solid surfaces, wood and fiberglass.
- Ergonomically designed for low vibration and reduced sound levels.
- Excellent comfort and control, especially when working on vertical sides or large tabletops. Long handle allows for two-hand support of tool.



Epicycloidal Motion
Gear-Driven Sanders
(All models on page)

FOR ABRASIVE DISCS
5" (127 mm), 6" (152 mm)
and 8" (203 mm) dia.
SEE PAGE 275



Model 58443

Non-Vacuum

Model 58441 5" Diameter

- Includes 57760 Hook-Face Sanding Pad.

Model 58442 6" Diameter

- Includes 57762 Vinyl-Face Sanding Pad.

Model 58445 8" Diameter

- Includes 56234 Vinyl-Face Sanding Pad.

Model 58441



Central Vacuum

- Central Vacuum models are designed for use with central vacuum system or external vacuum source.
- Includes combination lip-seal shroud/overskirt, which allows greater workpiece visibility and enhanced vacuum capability.
- Dust is extracted away from air motor (reducing contamination) for a smoother, easier path of extraction.
- Anti-clog design for efficient sanding of damp filler material.

Model 58443 6" Diameter

- Includes 57763 Vinyl-Face Sanding Pad (6 holes).
- Vacuum shroud has 1" outside diameter vacuum port.
- Accepts optional 57765 Hook-Face Pad.

Model 58444 6" Diameter

- Includes 57766 Hook-Face Sanding Pad (8 holes).
- Vacuum shroud has 1" outside diameter vacuum port.

Model 58446 8" Diameter

- Includes 56235 Vinyl-Face Sanding Pad (8 holes).
- Vacuum shroud has 2" outside diameter vacuum port.



Model 58443

1" Outside Dia. Vacuum Port



Model 58446

2" Outside Dia. Vacuum Port (58446 Only)

See page 231 for Dynabrade High-Quality Sanding Pads!

Model Number	Motor hp (W)	Motor RPM	Pad Dia. Inch (mm)	Sound Level	Maximum Air Flow SCFM (L/Min)	Hose I.D. Size Inch (mm)	Air Inlet Thread	Weight Pound (kg)	Length Inch (mm)	Height Inch (mm)
58441	.45 (336)	900	5 (127)	80 dB(A)	23 (651)	1/4 (6)	1/4" NPT	3.6 (1.7)	11-1/16 (281)	5-5/8 (143)
58442	.45 (336)	900	6 (152)	80 dB(A)	23 (651)	1/4 (6)	1/4" NPT	3.6 (1.7)	11-1/2 (293)	5-5/8 (143)
58443	.45 (336)	900	6 (152)	81 dB(A)	23 (651)	1/4 (6)	1/4" NPT	3.8 (1.7)	11-1/2 (293)	5-5/8 (143)
58444	.45 (336)	900	6 (152)	81 dB(A)	23 (651)	1/4 (6)	1/4" NPT	3.8 (1.7)	11-1/2 (293)	5-5/8 (143)
58445	.45 (336)	900	8 (203)	82 dB(A)	23 (651)	1/4 (6)	1/4" NPT	3.9 (1.8)	12-1/2 (319)	5-9/16 (142)
58446	.45 (336)	900	8 (203)	82 dB(A)	23 (651)	1/4 (6)	1/4" NPT	4.3 (2.0)	12-1/2 (319)	5-9/16 (142)

Tune-Up Kit: No. 98221 (page 267) • Additional Specifications: Air Pressure 90 PSIG (6.2 Bar)

Gear-Driven Sanders

Air-Powered, 11" Diameter




SANDING PADS
PAGE 235

ACCESSORIES
PAGE 222

Cover More Area in Less Time!

- Powerful .45 hp air motor runs at 900 RPM, for aggressive material removal.
- Extra-large 11" sanding area allows operator to cover more area in less time, leveling substrates and removing filler material with ease and efficiency.
- Useful for fabricators of large solid surface pieces, composite materials and more.
- Unique "epicycloidal" pad motion generates torque-enhanced power, for consistent material removal.
- Tool features long handle design for easy two-handed control. Operator comfort is enhanced, especially when working in vertical positions.
- Includes weight-mated sanding pad for reduced vibration levels.
- Speed control lever is conveniently located for easy thumb adjustment.
- Insulated tool housing reduces cold air transmission to the hand.
- Safety-lock throttle lever prevents accidental start-up of tool.



Epicycloidal Motion
Gear-Driven Sanders
(All models on page)

Non-Vacuum

Model 58040 11" Diameter

- For use with non-vacuum abrasive discs.
- Includes 56231 Hook-Face sanding pad, for abrasive discs 11-1/4" (286 mm) in diameter.

See page 235
for Dynabrade
High-Quality
Sanding Pads!



Model 58041



Model 58040


Central Vacuum

Model 58041 11" Diameter

- For use with "O" style abrasive discs, which allow dust to be drawn up through pad holes.
- Includes 56231 Hook-Face sanding pad, for abrasive discs 11-1/4" in diameter.
- Vacuum shroud has 1-1/4" diameter port, for connection to external vacuum system.



Model 58041



11" Gear-Driven Sanders each include 56231 Hook-Face Sanding Pad with 5 vacuum holes. When attaching a non-vacuum (solid) abrasive disc, the pad holes are covered by the abrasive, for non-vacuum use. When attaching a vacuum ("O" style) abrasive disc, the pad holes remain exposed, allowing dust to be drawn up through the pad holes (see page 235).

Model Number	Motor hp (W)	Motor RPM	Pad Dia. Inch (mm)	Sound Level	Maximum Air Flow SCFM (L/Min)	Hose I.D. Size Inch (mm)	Air Inlet Thread	Weight Pound (kg)	Length Inch (mm)	Height Inch (mm)
58040	.45 (336)	900	11 (279)	83 dB(A)	23 (651)	1/4 (6)	1/4" NPT	5.0 (2.3)	14-3/32 (358)	5-10/16 (143)
58041	.45 (336)	900	11 (279)	83 dB(A)	23 (651)	1/4 (6)	1/4" NPT	5.5 (2.5)	14-3/32 (358)	5-10/16 (143)

Tune-Up Kit: No. 98576 (page 267) • Additional Specifications: Air Pressure 90 PSIG (6.2 Bar)

Dynafine® Detail Sander

Air-Powered Finishing Sander

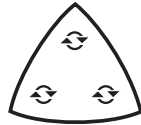


SANDING PADS
PAGE 236

ACCESSORIES
PAGE 222

Excellent for Use in Tight Corners

- Excellent for cleaning wood edges and corners.
- Ideal for use on furniture, shutters, moldings, door jambs, metal parts and much more.
- Features 1/32" dia. orbital action for superior finishes.
- Handle is offset 7° for greater operator comfort and control.
- Uses Hook-Face and PSA (adhesive-backed) coated, non-woven nylon and sponge abrasives.



Orbital Motion
(All models on page)

FOR TEAR-DROP DISCS
3-3/4" x 2-3/8" (95 mm x 60 mm)
FOR TRIANGULAR DISCS
2-7/8" x 3-1/8" (73 mm x 79 mm)
SEE PAGE 278

Non-Vacuum

Model 57900

- Detail Sander includes triangular and tear-drop Hook-Face pads; also includes 94407 Flow-Control Dynaswivel®.



57910 Versatility Kit

- Includes 57900 tool with Hook-Face and PSA (adhesive-backed) pads, 94407 Flow-Control Dynaswivel® (not shown) and an assortment of coated and non-woven nylon abrasives.

Self-Generated Vacuum

Model 58015

- Utilizes tool's exhaust to create strong vacuum suction.
- 1" (25 mm) diameter vacuum port ready for connection to optional portable self-contained dust collection system (such as 50617 Flex-Hose System, sold separately).



Portable Dust Collection System
(Optional - See Page 219)

*See page 236 for
Dynabrade Sanding Pads!*

Central Vacuum

Model 58017

- 1-1/4" (32 mm) diameter vacuum port ready for connection to external or central vacuum system.
- Includes Conductive Hose and Cuffs to shield operator from electrostatic discharge (ESD).



**WATCH the
Dynafine®
at Work!**



Model Number	Motor hp (W)	Motor RPM	Sound Level	Maximum Air Flow SCFM (L/Min)	Hose I.D. Size Inch (mm)	Air Inlet Thread	Air Pressure PSIG (Bar)	Weight Pound (kg)	Length Inch (mm)	Height Inch (mm)
57900	.12 (89)	13,000	65 dB(A)	20 (566)	1/4 (6)	1/4" NPT	90 (6.2)	1.6 (.7)	9 (229)	3-3/4 (95)
58015	.12 (89)	15,000	88 dB(A)	20 (566)	1/4 (6)	1/4" NPT	90 (6.2)	1.8 (.8)	9 (229)	4 (102)
58017	.12 (89)	15,000	85 dB(A)	20 (566)	1/4 (6)	1/4" NPT	90 (6.2)	1.8 (.8)	9 (229)	4 (102)

Tune-Up Kit: No. 96236 (page 267)

“Backsplash” Sander

Air-Powered Dynafine® Finishing Sander



SANDING PADS
PAGE 236

ACCESSORIES
PAGE 222

A Must for All Solid Surface Fabricators

FOR ABRASIVE SHEETS
3-1/2" x 2-3/4"
(89 mm x 70 mm)
SEE PAGE 277

Model 58000

- Excellent for fabricating solid surface covered backsplashes; ideal for cleaning metal edges and corners.
- Includes 58021 and 58024 Backsplash Pads, shown below.
- Air motor features 1/32" diameter orbital action for achieving a superior finish.
- Lightweight tool of only 1.6 lbs!
- Low profile housing allows easy access in hard-to-reach areas. Handle is offset 7° for greater operator comfort and control.
- Includes 94407 Dynaswivel® with fingertip air-flow control dial.



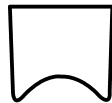
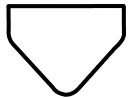
Orbital Motion

58010 Versatility Kit

- Includes tool with all five sanding pads shown below and an assortment of PSA (adhesive-backed) abrasives.

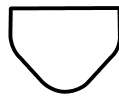
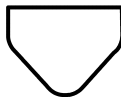
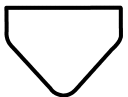
Standard Sanding Pads *(Included with Tool)*

- **58021**
3/8" Radius
- **58024**
3/4" Reverse Radius



Optional Sanding Pads *(Sold Separately)*


- **58020**
1/4" Radius
- **58022**
1/2" Radius
- **58023**
5/8" Radius



Dynafine® “Backsplash” Sander powers 58021 Sanding Pad (included), for finishing within covered backsplash.



Sander powers 58024 Pad (included) for use on a radiused surface.



For optimum performance, use Dynafine® “Backsplash” Sander with 95676 Coupler/Plug Assembly (see page 228).

Model Number	Motor hp (W)	Motor RPM	Sound Level	Maximum Air Flow SCFM (L/Min)	Hose I.D. Size Inch (mm)	Air Inlet Thread	Weight Pound (kg)	Length Inch (mm)	Height Inch (mm)
58000	.12 (89)	13,000	65 dB(A)	20 (566)	1/4 (6)	1/4" NPT	1.6 (.7)	9 (229)	3-3/4 (95)

Tune-Up Kit: No. 96236 (page 267) • Additional Specifications: Air Pressure 90 PSIG (6.2 Bar)

Dynafine® Finger Sander

Air-Powered Finishing Sander



DYNAJET
PAGE 224

ACCESSORIES
PAGE 222

Excellent for Use in Hard-to-Reach Areas

Model 57930

- Ideal for use on wood, varnished surfaces, plastic, composites, painted surfaces, metal and more!
- Tool includes 57932 Offset Sanding Arm (with 1/8" thick sponge platen), 94407 Flow-Control Dynaswivel® (not shown) and an assortment of abrasives.
- Handle is offset 7° for greater operator comfort and control.
- 1/32" dia. orbital action for fine finishes.

FOR ABRASIVE STRIPS
3/8" x 2" (10 mm x 51 mm)
3/4" x 2" (19 mm x 51 mm)
SEE PAGE 286



Orbital Motion



Model
57930

Model Number	Motor hp (W)	Motor RPM	Sound Level	Maximum Air Flow SCFM (L/Min)	Hose I.D. Size Inch (mm)	Air Inlet Thread	Weight Pound (kg)	Length Inch (mm)	Height Inch (mm)
57930	.12 (89)	15,000	65 dB(A)	20 (566)	1/4 (6)	1/4" NPT	1.6 (.7)	11-3/4 (298)	4 (102)

Tune-Up Kit: No. 96236 (page 267) • Additional Specifications: Air Pressure 90 PSIG (6.2 Bar)

Raised Panel Sander

Air-Powered Dynafine® Finishing Sander



SANDING PADS
PAGE 236

ACCESSORIES
PAGE 222

Perfect for Sanding Raised Panels and Linear Profiles

Model 57906

- 57906 Dynafine® includes 57956 Raised Panel Pad (4" long x 3/4" wide), with unique angled edges for sanding in tight corners and on raised panel edges.
- 57956 Raised Panel Pad is a premium urethane, medium density Hook-Face pad (1/2" thick), which accepts both coated abrasive and non-woven nylon sheets.
- Excellent for sanding raised panels and linear profiles. Also ideal for use on furniture, shutters, moldings and more.

FOR ABRASIVE SHEETS
4" x 3/4" (102 mm x 19 mm)
SEE PAGE 278



Orbital Motion



Model
57906



See page 236
for Dynabrade
Sanding Pads!

Model Number	Motor hp (W)	Motor RPM	Sound Level	Maximum Air Flow SCFM (L/Min)	Hose I.D. Size Inch (mm)	Air Inlet Thread	Weight Pound (kg)	Length Inch (mm)	Height Inch (mm)
57906	.12 (89)	13,000	65 dB(A)	20 (566)	1/4 (6)	1/4" NPT	1.6 (.7)	9 (229)	3-3/4 (95)

Tune-Up Kit: No. 96236 (page 267) • Additional Specifications: Air Pressure 90 PSIG (6.2 Bar)

Dynabug® “Model T”

Air-Powered Orbital Finishing Sander

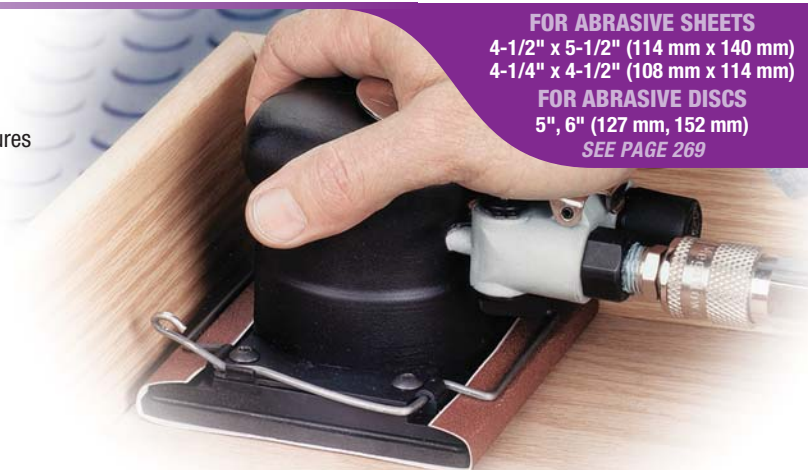


SANDING PADS
PAGE 237

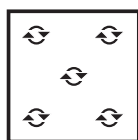
COUPLER/PLUG
PAGE 222

Featheredge, Finish, Sand and Blend

- 3/32" diameter orbital action is ideal for fine finishes.
- Lightweight... only 1 lb.! Palm-style, ergonomic design features low profile grip for greater operator comfort and control.
- Operates 9 SCFM at 90 PSIG. Can be run by as little as 3 horsepower compressor.
- Low maintenance – easy to repair. Turbine-style vaneless air motor needs no oil!
- Easily interchangeable sanding pads. Accepts reattachable and PSA (adhesive-backed) abrasive sheets and discs; coated and non-woven nylon.
- Each model includes 95955 Urethane Inlet Hose.



FOR ABRASIVE SHEETS
4-1/2" x 5-1/2" (114 mm x 140 mm)
4-1/4" x 4-1/2" (108 mm x 114 mm)
FOR ABRASIVE DISCS
5", 6" (127 mm, 152 mm)
SEE PAGE 269



Orbital Motion

Non-Vacuum

Model 57920 4" x 4-5/16" Pad (with clips)

- Includes 57999 Vinyl-Face Pad.

Model 57923 4-1/4" x 4-1/2" “Quarter-Sheet” Pad

- Includes 57998 Hook-Face Pad.

Model 57925 4-1/4" x 4-1/2" “Quarter-Sheet” Pad

- Includes 56244 Vinyl-Face Pad.



Model 57923

See page 237 for Dynabrade Sanding Pads!



Equipped with 96455 Urethane Inlet Hose

(All models on page)



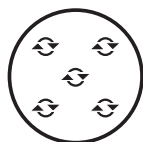
Model 57922

Model 57922 5" Diameter

- Includes 56249 Vinyl-Face Pad.

Model 57924 5" Diameter

- Includes 56248 Hook-Face Pad.



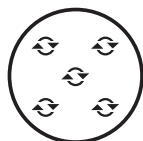
Orbital Motion

Model 57926 6" Diameter

- Includes 56269 Vinyl-Face Pad.

Model 57927 6" Diameter

- Includes 56268 Hook-Face Pad.



Orbital Motion



Model 57926

Model Number	Motor RPM	Sound Level	Maximum Air Flow SCFM (L/Min)	Hose I.D. Size Inch (mm)	Air Inlet Thread	Weight Pound (kg)	Length Inch (mm)	Height Inch (mm)
57920	20,000	68 dB(A)	9 (255)	1/4 (6)	1/4" NPT	1 (.45)	5 (127)	3 (76)
57923	20,000	68 dB(A)	9 (255)	1/4 (6)	1/4" NPT	1 (.5)	5-1/2 (140)	3 (76)
57925	20,000	68 dB(A)	9 (255)	1/4 (6)	1/4" NPT	1 (.5)	5 (127)	3 (76)
57922	20,000	68 dB(A)	9 (255)	1/4 (6)	1/4" NPT	1 (.5)	5-1/2 (140)	3 (76)
57924	20,000	68 dB(A)	9 (255)	1/4 (6)	1/4" NPT	1 (.5)	5-1/2 (140)	3 (76)
57926	20,000	68 dB(A)	9 (255)	1/4 (6)	1/4" NPT	1 (.5)	5 (127)	3 (76)
57927	20,000	68 dB(A)	9 (255)	1/4 (6)	1/4" NPT	1 (.5)	5 (127)	3 (76)

Tune-Up Kit: No. 96169 (page 267) • Additional Specifications: Air Pressure 90 PSIG (6.2 Bar)

Dynabug® “Model T”

Orbital Finishing Sander – Vacuum Models



SANDING PADS
PAGE 237

COUPLER/PLUG
PAGE 222

Featheredge, Finish, Sand and Blend

- 3/32" diameter orbital action is ideal for fine finishes.
- 1" outside diameter vacuum port for easy vacuum connection.
- All models include 4-1/4" x 4-1/2" “Quarter-Sheet” Pad.

Self-Generated Vacuum

- Connects to optional portable self-contained dust collection systems (see page 219).

Model 58070

- Includes 56286 Vinyl-Face Vacuum Pad.

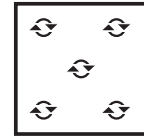
Model 58075

- Includes 56285 Hook-Face Vacuum Pad.



Model 57928

FOR ABRASIVE SHEETS
4-1/4" x 4-1/2"
(108 mm x 114 mm)
SEE PAGE 277



Orbital Motion

Central Vacuum

- Ready for connection to external or central vacuum system.

Model 57928

- Includes 56286 Vinyl-Face Vacuum Pad.

Model 57929

- Includes 56285 Hook-Face Vacuum Pad.



Portable Dust Collection System
(Optional - See Page 219)



(All Vacuum models)

Model Number	Motor RPM	Sound Level	Maximum Air Flow SCFM (L/Min)	Hose I.D. Size Inch (mm)	Air Inlet Thread	Weight Pound (kg)	Length Inch (mm)	Height Inch (mm)
58070	16,000	82 dB(A)	17 (481)	1/4 (6)	1/4" NPT	1.5 (0.7)	8 (203)	4 (102)
58075	16,000	82 dB(A)	17 (481)	1/4 (6)	1/4" NPT	1.5 (0.7)	8 (203)	4 (102)
57928	20,000	73 dB(A)	9 (255)	1/4 (6)	1/4" NPT	1 (.5)	5 (127)	3 (76)
57929	20,000	73 dB(A)	9 (255)	1/4 (6)	1/4" NPT	1 (.5)	5 (127)	3 (76)

Tune-Up Kit: No. 96169 (page 267) • Additional Specifications: Air Pressure 90 PSIG (6.2 Bar)

Wet Dynabug® “Model T”

Turbine Air-Powered Orbital Sander

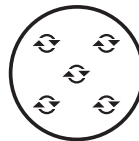


SANDING PADS
PAGE 237

WET TANK
PAGE 255

Excellent on Primer and Clearcoat

- Each model includes all hardware for self-siphoning with 20 ft. of water hose. Brass weight drops into bucket for ease of use.
- Up to 3/16" diameter orbital action, with adjustable speed control.
- Our unique water feed “through-the-pad” design allows use of standard round wet paper with holes. No special sand paper or hole punch needed!
- Fingertip control valve allows for precise water flow.



Orbital Motion

Model 57908 5" Diameter

- Includes 58086 Hook-Face Pad and soft 53978 Interface Pad for contours.

Model 57909 6" Diameter

- Includes 58093 Hook-Face Pad and soft 53980 Interface Pad for contours.



Model 57908

FOR ABRASIVE DISCS
5" (127 mm), 6" (152 mm)
diameter
SEE PAGE 275

Model Number	Motor RPM	Pad Dia. Inch (mm)	Sound Level	Maximum Air Flow SCFM (L/Min)	Hose I.D. Size Inch (mm)	Air Inlet Thread	Weight Pound (kg)	Length Inch (mm)	Height Inch (mm)
57908	20,000	5 (127)	76 dB(A)	17 (481)	1/4 (6)	1/4" NPT	1.5 (0.7)	8 (203)	4 (102)
57909	20,000	6 (152)	76 dB(A)	17 (481)	1/4 (6)	1/4" NPT	1.5 (0.7)	8 (203)	4 (102)

Tune-Up Kit: No. 96169 (page 267) • Additional Specifications: Air Pressure 90 PSIG (6.2 Bar)

Dynabug® Sander

Air-Powered "Jitter-Bug" Type Orbital



SANDING PADS
PAGE 237

BALL-SWIVEL PLUG
PAGE 223

ACCESSORIES
PAGE 222

DYNAJET
PAGE 224

Featheredge, Finish, Sand and Blend

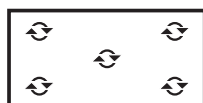
- Precise 3/32" orbital motion is ideal for achieving a controlled, ultra-fine finish on a variety of surfaces.
- 3/16" orbital motion is available for general sanding applications.
- Powerful air motor utilizes 16 SCFM at 90 PSIG.
- Tools have heavy-duty clips to accept traditional 3-2/3" x 9" abrasive sheets (rolls also available).
- Comfort platform provides additional hand and wrist support.

FOR ABRASIVE SHEETS
3-2/3" x 9" (93 mm x 229 mm)
3-2/3" x 7" (93 mm x 178 mm)
Also Abrasive Rolls
SEE PAGE 277



Model 57814

Includes Comfort Platform
(All models on page)



Orbital Motion
(All models on page)



Model 57810

Non-Vacuum

- Includes premium 57850 Vinyl-Face Sanding Pad, 3-2/3" x 7".

Model 57810 3/32" Dia. Orbit

Model 57800 3/16" Dia. Orbit

See page 237
for Dynabrade
Sanding Pads!

Self-Generated Vacuum

- Ready for connection to optional portable self-contained dust collection systems.
- Includes premium 57855 Vinyl-Face Sanding Pad for PSA (abrasive-backed) abrasives.

Model 57811 3/32" Dia. Orbit

Model 57801 3/16" Dia. Orbit



Model 57811

Portable Dust Collection System
(Optional - See Page 219)

Central Vacuum

- Has 1" outside diameter vacuum port for easy central vacuum hose hook-up.
- Includes premium 57855 Vinyl-Face Sanding Pad for PSA (abrasive-backed) abrasives.

Model 57814 3/32" Dia. Orbit

Model 57804 3/16" Dia. Orbit



Model 57814



WATCH Tool
at Work!

Model Number	Motor hp (W)	Motor RPM	Sound Level	Maximum Air Flow SCFM (L/Min)	Hose I.D. Size Inch (mm)	Air Inlet Thread	Weight Pound (kg)	Length Inch (mm)	Height Inch (mm)
57800	.24 (179)	8,000	79 dB(A)	16 (453)	1/4 (6)	1/4" NPT	2.8 (1.3)	7-1/4 (184)	4-1/4 (108)
57801	.24 (179)	8,000	76 dB(A)	16 (453)	1/4 (6)	1/4" NPT	2.8 (1.3)	7-1/4 (184)	4-1/4 (108)
57804	.24 (179)	8,000	80 dB(A)	16 (453)	1/4 (6)	1/4" NPT	2.8 (1.3)	7-1/4 (184)	4-1/4 (108)
57810	.28 (209)	10,000	77 dB(A)	18 (510)	1/4 (6)	1/4" NPT	2.8 (1.3)	7-1/4 (184)	4-1/4 (108)
57811	.28 (209)	10,000	74 dB(A)	18 (510)	1/4 (6)	1/4" NPT	2.6 (1.2)	7-1/4 (184)	4-1/4 (108)
57814	.28 (209)	10,000	81 dB(A)	18 (510)	1/4 (6)	1/4" NPT	2.6 (1.2)	7-1/4 (184)	4-1/4 (108)

Tune-Up Kit: No. 96024 (page 267) • Additional Specifications: Air Pressure 90 PSIG (6.2 Bar)

Dynabug® II

Air-Powered Orbital Finishing Sander



SANDING PADS
PAGE 237

BALL-SWIVEL PLUG
PAGE 223

ACCESSORIES
PAGE 222

DYNAJET
PAGE 224

Featheredge, Finish, Sand and Blend

- Powerful .15 hp (112 W), 10,000 RPM air motor. Utilizes just 13 SCFM (368 L/Min) at 90 PSIG (6.2 Bar).
- Precise 3/32" orbital motion is ideal for achieving a controlled, ultra-fine finish on a variety of surfaces.
- Compact size is ideal for all operators, including those with smaller hands.
- Engineered and tested to ensure less tool vibration than any competitive model!
- Lighter tool weight minimizes fatigue. Comfort Platform provides additional hand and wrist support. Perfect for vertical applications.
- Rectangular shape sands deep into corners, where round pads cannot reach.



Orbital Motion
(All models on page)

Non-Vacuum

Model 58500

- Includes 56315 Hook-Face Sanding Pad, 74 mm wide x 109 mm long (approximately 3" x 4-1/4"), for accepting optional Hook-Face abrasive sheets.

Model 58503

- Includes 56317 Hook-Face Sanding Pad, 80 mm wide x 130 mm long (approximately 3-1/4" x 5"), for accepting optional Hook-Face abrasive sheets.

Model 58509

- Includes 56355 Vinyl-Face Sanding Pad, 74 mm wide x 109 mm long (approximately 3" x 4-1/4").

Model 58507 with Heavy-Duty Clips

- Tool has specially designed pad base assembly with heavy-duty clips. Clips are designed for heavy-duty use, accepting up to four sheets at once. Ideal for high-production workplaces.
- Includes 56354 vinyl-face Sanding Pad, 68 mm wide by 175 mm long (approximately 2-3/4" x 7"). Weight-mated pad screws directly to pad base assembly.
- Accepts optional abrasive sheets cut from 70 mm (2-3/4") wide abrasive rolls. Four sheets of this width may also be cut from sheets 229 mm wide x 280 mm long (9" x 11").

FOR ABRASIVE SHEETS
75 mm x 110 mm (3" x 4-1/4")
81 mm x 133 mm (3" x 5-1/4")
100 mm x 148 mm (4" x 5-3/4")
SEE PAGE 277




Model 58503

*Includes Comfort Platform
(All Dynabug® II models)*



Model 58500

*See page 237
for Dynabrade
Sanding Pads!*



Model 58507

Clip

Clip

Model Number	Motor hp (W)	Motor RPM	Sound Level	Maximum Air Flow SCFM (L/Min)	Hose I.D. Size Inch (mm)	Air Inlet Thread	Weight Pound (kg)	Length Inch (mm)	Height Inch (mm)
58500	.15 (112)	10,000	78 dB(A)	13 (368)	1/4 (6)	1/4" NPT	1.6 (.7)	5-3/4 (147)	3-1/2 (91)
58503	.15 (112)	10,000	78 dB(A)	13 (368)	1/4 (6)	1/4" NPT	1.6 (.7)	6-1/4 (165)	3-1/2 (91)
58507	.15 (112)	10,000	79 dB(A)	13 (368)	1/4 (6)	1/4" NPT	2.1 (.95)	7-1/16 (180)	3-3/4 (94)
58509	.15 (112)	10,000	78 dB(A)	13 (368)	1/4 (6)	1/4" NPT	1.6 (.7)	5-3/4 (147)	3-1/2 (91)

Tune-Up Kit: No. 98222 (page 267) • Additional Specifications: Air Pressure 90 PSIG (6.2 Bar)

Dynabug® II

Air-Powered Orbital Finishing Sander



SANDING PADS
PAGE 237

BALL-SWIVEL PLUG
PAGE 223

ACCESSORIES
PAGE 222

DYNAJET
PAGE 224

Featheredge, Finish, Sand and Blend

- Precise 3/32" orbital motion is ideal for achieving a controlled, ultra-fine finish on a variety of surfaces.
- Compact size is ideal for all operators, including those with smaller hands.
- Lighter tool weight minimizes fatigue. Comfort Platform provides additional hand and wrist support. Perfect for vertical applications.



Orbital Motion
(All models on page)

**See page 237
for Dynabrade
Sanding Pads!**

FOR ABRASIVE SHEETS
75 mm x 110 mm (3" x 4-1/4")
81 mm x 133 mm (3" x 5-1/4")
100 mm x 148 mm (4" x 5-3/4")
SEE PAGE 277



Model 58502

Self-Generated Vacuum

- Self-Generated Vacuum models vacuums through the tool's exhaust. Tool has 1" outside diameter vacuum port, ready for connection to optional dust collection systems. Includes Hook-Face sanding pad, for optional Hook-Face vacuum abrasive sheets.

Model 58501

- Includes 56316 Vacuum Sanding Pad, 74 mm wide x 109 mm long (approximately 3" x 4-1/4").

Model 58504

- Includes 56319 Vacuum Sanding Pad, 80 mm wide x 130 mm long (approximately 3-1/4" x 5"), with eight vacuum holes.



Portable Dust Collection System
(Optional - See Page 219)

Model 58501

Central Vacuum

- Central Vacuum models have 1" outside diameter vacuum port, ready for connection to external vacuum source. Includes Hook-Face sanding pad, for optional Hook-Face vacuum abrasive sheets.

Model 58502

- includes 56316 Vacuum Sanding Pad, 74 mm wide by 109 mm long (approximately 3" x 4-1/4").

Model 58505

- Includes 56319 Vacuum Sanding Pad, 80 mm wide by 130 mm long (approximately 3-1/4" x 5"), with eight vacuum holes.


Model 58506 "Delta Style"

- Includes 56323 "Delta Style" Vacuum Sanding Pad, 99 mm wide (at wider end) by 143 mm long (approximately 4" x 5-3/4"), with seven vacuum holes. Unique pad has curved edges for sanding rounded areas, and pointed tip for reaching into tight corners.



Model 58502

Model 58506
"Delta Style"



56323
"Delta Style"
Pad

Curved Pad Edge

Model Number	Motor hp (W)	Motor RPM	Sound Level	Maximum Air Flow SCFM (L/Min)	Hose I.D. Size Inch (mm)	Air Inlet Thread	Weight Pound (kg)	Length Inch (mm)	Height Inch (mm)
58501	.15 (112)	10,000	75 dB(A)	13 (368)	1/4 (6)	1/4" NPT	1.7 (.75)	8-1/4 (212)	3-1/2 (91)
58502	.15 (112)	10,000	81 dB(A)	13 (368)	1/4 (6)	1/4" NPT	1.6 (.7)	7 (180)	3-1/2 (91)
58504	.15 (112)	10,000	75 dB(A)	13 (368)	1/4 (6)	1/4" NPT	1.7 (.75)	8-3/4 (222)	3-3/4 (94)
58505	.15 (112)	10,000	81 dB(A)	13 (368)	1/4 (6)	1/4" NPT	1.6 (.7)	7-1/2 (190)	3-1/2 (91)
58506	.15 (112)	10,000	81 dB(A)	13 (368)	1/4 (6)	1/4" NPT	1.6 (.7)	8-3/4 (222)	3-1/2 (91)

Tune-Up Kit: No. 98222 (page 267) • Additional Specifications: Air Pressure 90 PSIG (6.2 Bar)

Dynaline Sander

Air-Powered In-Line Finishing Sander



SANDING PADS
PAGE 235


BALL-SWIVEL PLUG
PAGE 223

ACCESSORIES
PAGE 222

DYNAJET
PAGE 224

Great on Wood, Composites & Solid Surfaces

- 2,400 strokes per minute at 90 PSIG (6.2 Bar).
- Uses adhesive-backed coated and non-woven nylon sheets and rolls.
- Quality constructed pad is weight-mated to tool for low vibration, smooth operation and superior finishes.
- Comfort platform provides additional hand and wrist support.




In-Line Motion
(All models on page)

FOR ABRASIVE SHEETS
2-3/4" x 8" (70 mm x 203 mm)
FOR ABRASIVE ROLLS
2-3/4" (203 mm) wide
SEE PAGES 277, 286

Non-Vacuum

Model 57400

- Includes 2-3/4" wide x 8" long vinyl-face non-vacuum Sanding Pad (57454).



TECH TIP
Sanding Pad can be rotated 360° for adjusting to most efficient position per application.



Model 57400

57405 Versatility Kit

- Includes 57400 Dynaline; 57852 Sanding Pad (3-2/3" wide x 7" long premium urethane, long nap, Hook-Face pad); plus medium grade (94951) and very fine (94956) abrasive impregnated non-woven nylon sheets.

Includes Comfort Platform
(All models on page)

Model 57407 with Clips

- Includes 2-3/4" wide x 8" long vinyl-face non-vacuum Sanding Pad with clips (57460).
- Accepts abrasives 2-3/4" wide x 11" long.
- Up to four abrasive sheets may be attached, ideal for high-production workplaces.



Model 57407

Model 57400

Self-Generated Vacuum

Model 57401

- Includes 2-3/4" wide x 8" long vinyl-face, vacuum sanding pad (57455).
- Ready for connection to optional portable self-contained dust collection systems.



Model 57401

Portable Dust Collection System
(Optional - See Page 219)

Central Vacuum

Model 57404

- Includes 2-3/4" wide x 8" long vinyl-face, vacuum sanding pad (57455).
- Has 1" outside diameter vacuum port for easy central vacuum hose connection.

See page 235
for Dynabrade
Sanding Pads!



Model 57404

Model Number	Motor hp (W)	Motor RPM	Sound Level	Maximum Air Flow SCFM (L/Min)	Hose I.D. Size Inch (mm)	Air Inlet Thread	Weight Pound (kg)	Length Inch (mm)	Height Inch (mm)
57400	.3 (186)	2,400	79 dB(A)	18 (510)	1/4 (6)	1/4" NPT	2.6 (1.2)	7 (178)	3-3/4 (95)
57401	.3 (186)	2,400	79 dB(A)	18 (510)	1/4 (6)	1/4" NPT	2.6 (1.2)	7 (178)	3-3/4 (95)
57404	.3 (186)	2,400	80 dB(A)	18 (510)	1/4 (6)	1/4" NPT	2.6 (1.2)	7 (178)	3-3/4 (95)
57407	.3 (186)	2,400	79 dB(A)	18 (510)	1/4 (6)	1/4" NPT	2.6 (1.2)	7 (178)	3-3/4 (95)

Tune-Up Kit: No. 96107 (page 267) • Additional Specifications: Air Pressure 90 PSIG (6.2 Bar)

11" Long File Board Sander

Air-Powered In-Line Finishing Sander



SANDING PADS
PAGE 239


ACCESSORIES
PAGE 222

Ideal for Use on Wood, Metals, Composites and Solid Surfaces


FOR ABRASIVE ROLLS
2-3/4" (70 mm) wide
SEE PAGE 286

Model 51350

- File board excellent for industrial graining of stainless steel.
- Tool features high quality gear for smooth-running in-line sanding action.
- 2,400 strokes per minute. 3/8" (10 mm) long sanding stroke.
- For use with PSA (adhesive-backed) coated and non-woven sheets and rolls.
- Includes 2-3/4" wide x 11" long 57512 Premium Urethane PSA (adhesive-backed) Sanding Pad with clips.
- Also accepts 2-3/4" wide x 11" long pads without clips, and 2-3/4" wide x 8" long non-vacuum pads.



In-Line Motion



Sanding Pad can be rotated 360° for adjusting to most efficient position per application.



Ultra-smooth in-line sanding action is ideal on wood.


Model Number	Motor hp (W)	Strokes Per Minute	Sound Level	Maximum Air Flow SCFM (L/Min)	Hose I.D. Size Inch (mm)	Air Inlet Thread	Weight Pound (kg)	Length Inch (mm)	Height Inch (mm)
51350	.3 (186)	2,400	81 dB(A)	18 (510)	1/4 (6)	1/4" NPT	3.1 (1.4)	11 (279)	3-3/4 (95)

Tune-Up Kit: No. 96531 (page 267) • Additional Specifications: Air Pressure 90 PSIG (6.2 Bar)

Dynabrade Industry Segment and Product Group Catalogs

Each catalog features **Dynabrade** tool information and applications specific to **key markets!**

- **Aerospace Industry** (D15.02)
- **Wood, Solid Surface & Composites** (D11.08)
- **Tools for Wind Energy Market** (D10.01)
- **Vacuum Tools & Accessories** (D09.18)
- **"D3" Random Orbital Sanders** (D09.08R)



See complete Literature Library at **Dynabrade.com!**

Right Angle Denibber

Mini-Orbital Finishing Sander



SANDING PADS
PAGE 241

DYNASWIVEL®
PAGE 223

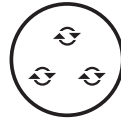
ACCESSORIES
PAGE 222

COUPLER/PLUG
PAGE 228

For Quick, Efficient Repair of Dust Nibs and Defects

FOR ABRASIVE DISCS
1-1/4" (32 mm) diameter
SEE PAGE 276

- Ideal for use on gelcoat and clearcoat paint systems, plus finesse sanding of small areas.
- Precise 1/8" orbital action minimizes swirl marks.
- Lightweight design for operator comfort.
- Front and rear exhaust models available.
- Each model includes 95848 Gear Oil and 95541 Push-Type Gun, for lubricating tool gears through "dual wick" system. Increasing gear life extends the life of your tool!
- Optional safety-lock throttle lever is available (included in some regions).



Orbital Motion
(All models on page)

58037 Right Angle Denibber is ideal for quick spot repair.



Model 58037

Model 58037 *Front Exhaust*

Model 58039 *Rear Exhaust*

- Each model runs at 12,000 RPM and includes 1-1/4" diameter rubber sanding pad (54018). Also accepts optional sanding pads 54017, 54084 and 54088 (see page 241).



Model 58039

Model 58038 *Front Exhaust*

Model 58034 *Rear Exhaust*

- Each model runs at 12,000 RPM and includes 1-1/4" diameter locking-type foam-face sanding pad (54031). Also accepts optional 54033 locking-type sanding pad (see page 241).




Model 58038

Model 58035 *Front Exhaust*

- Tool runs at 15,000 RPM and includes 1-1/4" diameter vinyl-face sanding pad (54088). Also accepts optional sanding pads 54087 and 54088 (see page 241).



58035 Denibber shown with optional 95745 Speed Control.



Denibber's precise 1/8" orbital action is effective for dry and wet applications (with water from an outside source).

Model Number	Exhaust	Motor hp (W)	Motor RPM	Sound Level	Maximum Air Flow SCFM (L/Min)	Hose I.D. Size Inch (mm)	Orbit Inch (mm)	Air Inlet Thread	Weight Pound (kg)	Length Inch (mm)	Height Inch (mm)
58034	Rear	.4 (298)	12,000	79 dB(A)	21 (595)	1/4 (6)	1/8 (3)	1/4" NPT	1.4 (0.6)	7.5 (190)	4 (102)
58035	Front	.4 (298)	15,000	85 dB(A)	21 (595)	1/4 (6)	1/8 (3)	1/4" NPT	1.6 (0.7)	5.4 (137)	3.8 (97)
58037	Front	.4 (298)	12,000	85 dB(A)	20 (566)	1/4 (6)	1/8 (3)	1/4" NPT	1.6 (0.7)	5.4 (137)	3.8 (97)
58038	Front	.4 (298)	12,000	85 dB(A)	20 (566)	1/4 (6)	1/8 (3)	1/4" NPT	1.6 (0.7)	5.4 (137)	4 (102)
58039	Rear	.4 (298)	12,000	79 dB(A)	21 (595)	1/4 (6)	1/8 (3)	1/4" NPT	1.4 (0.6)	7.5 (190)	3.8 (97)

Tune-Up Kit: No. 96179 (page 267) • Additional Specifications: Air Pressure 90 PSIG (6.2 Bar)

Dynabrade Systems & Solutions



For Gear-Driven & Finishing Sanders – Suggested Tool/Accessory Combinations

TOOL	ABRASIVE	ACCESSORIES	
DynaLocke® Dual-Action Sander Model 58430 <i>Two-Hand, Non-Vacuum</i> 12,000 RPM Page 166	5" Dia. Abrasive Discs Non-Vacuum Page 275	Backup Pad 54326 <i>Non-Vacuum</i> Page 231	Tune-Up Kit 98220 Page 267
Gear-Driven Sander Model 58446 <i>Two-Hand, Central Vacuum</i> 900 RPM Page 168	8" Dia. Abrasive Discs Vacuum Page 275	Backup Pad 56235 <i>Vacuum</i> Page 234	Grease & Grease Gun 95542, 95541 Page 254
Dynafine® Detail Sander Model 57900 <i>7° Offset, 13,000 RPM, .12 hp</i> Page 170	Triangular & Tear-Drop Abrasives Non-Vacuum and Vacuum Page 278	Triangular & Tear-Drop Pads Page 236	Raised Panel Pad Kit 57905 Page 236
Dynabug® Orbital Sander Model 57810 <i>Non-Vacuum</i> 10,000 RPM, .24 hp Page 175	Abrasive Sheets Non-Vacuum Page 277	Backup Pad 57850 Page 237	DynaJet Blow Gun 94467 Page 224
Dynabug® II Orbital Sander Model 58500 <i>Non-Vacuum</i> 10,000 RPM, .15 hp Page 176	Abrasive Sheets Non-Vacuum Page 277	Backup Pad 56315 Page 237	Ball-Swivel Plug 97016 Page 223

ESSENTIAL ACCESSORIES

Metal Capture Downdraft Station

64350 Page 208



Air Lube (10W/NR)

95842 Page 254



Dynūba 100

60005
Page 254



Dynūba 26

60020
Page 254



Dynaswivel®

94300
Page 223



Coupler/Plug Assemblies

95676, 97572
Page 228



Filter-Regulator-Lubricator

10681
Page 224



Air Hose Assemblies

94863, 94852, 94892
Page 225





DYNABRADE RED TOOLS

DynaZip Air Tool	183	Impact Wrench	186
Auto File II	184	Right Angle Buffers	187
Disc Sanders.....	184	Pistol Grip Buffer	188
Die Grinders	185	Dual-Piston Sander	188
Cut-Off Wheel Tools	186	RED-TRED® Eraser Disc Tools	189



The name Dynabrade Red identifies a separate line of tools targeted at the value-minded professional. These portable air tools are designed for workplaces with non high-production applications. As such, Dynabrade Red tools carry the following six-month warranty:

Following the reasonable assumption that any inherent defect which might prevail in a product will become apparent to the user within 6 months from the date of purchase, "Dynabrade Red" tools are warranted against defects in workmanship and materials under normal use and service. We shall, at our option, repair or replace at our factory, any "Dynabrade Red" tool which shall, within 6 months after delivery to the original purchaser, indicate upon our examination to have been defective. Our obligation is contingent upon proper use of "Dynabrade Red" tools in accordance with factory recommendations, instructions and safety practices. The warranty shall not apply in these cases: Normally wearable parts such as bearings, rotor blades, etc. Consumables such as sanding pads, etc. Misuse, neglect in maintaining tool or tool modification. Lack of lubrication or evidence of rust, dirt or corrosion. Tools requiring normal tune-up or cleaning. Tools being used after they are badly worn such as using ratchet with worn yoke. Ratchet anvils damaged by excessive hand torquing. Use in production-type applications. Products, to be considered for warranty, must be sent back to our factory, transportation prepaid by user. Please send tool back to attention "Repair Department" with note fully explaining the nature of the problem along with a copy of original invoice indicating model and serial number. Return product to: Dynabrade, Inc., Attn. Repair Department, 8989 Sheridan Drive, Clarence, NY 14031-1419.

DynaZip Air Tool

Surface Preparation Tool, 4" Diameter



DYNASWIVEL®
PAGE 223

ACCESSORIES
PAGE 222

Portable Air Tools for the Value-Minded Professional

FOR WIRE WHEELS &
ERASER WHEELS
4" (102 mm) diameter
SEE PAGE 247

- Excellent power for effectively removing seam sealer and paint.
- DynaZip tool outperforms conventional spiral-wound wheels without clogging.
- Tool duplicates sand-blasting effect without surface fatigue.

Model 18255 *DynaZip Tool with Wire Wheel*

- Tool with wheel guard and handle. Also includes 92245 Wire Wheel (4" dia. x 3/4" wide) and 92284 Hub Assembly. (Hub Assembly includes bolt, hub shield, hub cushion and drive plates for mounting either Wire Wheel or Eraser Wheel.)

Model 18253 *DynaZip Tool Only*

- Tool with wheel guard and handle only; no accessories.



Model 18258 *DynaZip Eraser Tool*

- Tool with wheel guard and handle. Also includes 92255 Eraser Wheel (4" dia. x 1-3/16" wide) and 92284 Hub Assembly. (Hub Assembly includes bolt, hub shield, hub cushion and drive plates for mounting either Wire Wheel or Eraser Wheel.)
- Excellent for removing two-sided adhesive molding tape and decal material.
- Eraser Wheel has serrations for improved cooling effect air flow. Also resists heat buildup and reduces "jumping" and vibration.



**WATCH Tool
at Work!**



Model 18256 *DynaZip Versatility Kit*

- 18255 DynaZip Tool
- 92244 Coarse Wire Wheel (1/2" wire bristle width x 3/4" wide band)
- 92245 Coarse Wire Wheel (3/4" wire bristle width x 3/4" wide band)
- 92255 Eraser Wheel
- 92284 Wheel Hub Assembly – 3/4"
- 92252 Wheel Hub Assembly – 1/2"



Model Number	Motor hp (W)	Motor RPM	Sound Level	Maximum Air Flow SCFM (L/Min)	Hose I.D. Size Inch (mm)	Air Inlet Thread	Spindle Thread	Weight Pound (kg)	Length Inch (mm)	Height Inch (mm)
18255	.4 (298)	3,200	87 dB(A)	28 (793)	3/8 (10)	1/4" NPT	1/4"-20 Male	2.5 (1.1)	12 (305)	5-1/2 (140)
18258	.4 (298)	3,200	87 dB(A)	28 (793)	3/8 (10)	1/4" NPT	1/4"-20 Male	2.5 (1.1)	12 (305)	5-1/2 (140)

Additional Specifications: Air Pressure 90 PSIG (6.2 Bar)

Auto File II

Multi-Purpose Abrasive Belt Tool



COUPLER/PLUG
PAGE 228

ACCESSORIES
PAGE 222

Portable Air Tools for the Value-Minded Professional

FOR ABRASIVE BELTS
1/2" - 3/4" wide x 18", 20-1/2" long
(13 mm - 19 mm x 457 mm, 521 mm)
SEE PAGE 270

Model 18100 For 18" Long Belts

- Excellent multi-purpose tool for grinding sharp metal edges, rusted bolts, welds, etc. Effective for blending, scuffing grooves and contours.
- Tool includes 11203 Contact Arm for coated abrasive and non-woven nylon belts, 1/2" wide by 18" long.
- Will also run belts 3/4" wide by 18" long. (See page 14 for full array of compatible Contact Arms.)

Model 18100



Model 18101 For 20-1/2" Long Belts

- Tool includes 11287 Contact Arm for coated abrasive and non-woven nylon belts, 5/8" or 3/4" wide by 20-1/2" long.

Four-In-One Versatility Kit:

Belt Tool • Die Grinder • Cut-Off Tool • Disc Sander

- Each kit includes these convenient, quick-change accessories: 50292 Cut-Off Guard, 50269 Flange, 51347 Locking-Type Pad (3" dia., 3/8"-24), 40014 Belt Housing Assembly, 94300 Dynaswivel® (see page 223), Abrasive Belt, Abrasive Disc, Wrenches, all in deluxe carrying case.

Model 18025



Model 18025 For 18" Long Belts

- 18100 basic tool, with 11203 Contact Arm for coated abrasive and non-woven nylon belts, 3/4" wide by 18" long. Also includes 50010 Collet (1/4") for Die Grinder use.

Model 18026 For 20-1/2" Long Belts

- 18101 basic tool, with 11287 Contact Arm for coated abrasive and non-woven nylon belts, 5/8" or 3/4" wide by 20-1/2" long. Also includes 50015 Collet (6 mm) for Die Grinder use.

Disc Sanders

2" and 3" Diameter



DYNASWIVEL®
PAGE 223

ACCESSORIES
PAGE 222

Portable Air Tools for the Value-Minded Professional

FOR ABRASIVE DISCS
2" and 3" diameters
(51 mm and 76 mm)
SEE PAGE 279

- 7° offset handle for added comfort and control. Tool includes safety-lock lever. Gearless design; front exhaust.
- Composite tool grip absorbs vibration and reduces cold air transmission to the operator.

Model 18160 For 2" Diameter Abrasive Discs

- Includes pad for locking-type abrasive discs, 2" diameter.

Model 18180 For 3" Diameter Abrasive Discs

- Includes pad for locking-type abrasive discs, 3" diameter.

Model 18160



Model Number	Motor hp (W)	Motor RPM	Sound Level	Maximum Air Flow SCFM (L/Min)	Hose I.D. Size Inch (mm)	Air Inlet Thread	Spindle Thread	Weight Pound (kg)	Length Inch (mm)	Height Inch (mm)
18100/18101	.5 (373)	20,000	81 dB(A)	22 (623)	3/8 (10)	1/4" NPT	-	2.8 (1.3)	15 (381)*	5 (127)
18160	.5 (373)	20,000	78 dB(A)	22 (623)	3/8 (10)	1/4" NPT	1/4"-20 Male	1.8 (0.8)	8-1/2 (216)	5-1/2 (140)
18180	.5 (373)	20,000	78 dB(A)	22 (623)	3/8 (10)	1/4" NPT	3/8"-24 Male	1.9 (0.9)	8-1/4 (210)	5-1/4 (133)

Additional Specifications: Air Pressure 90 PSIG (6.2 Bar)

*18101 Length is 16-1/4" (413 mm).

Die Grinders

Straight Line, Right Angle, 7° Offset



COUPLER/PLUG
PAGE 228

DYNAJET
PAGE 224

Portable Air Tools for the Value-Minded Professional

FOR CARBIDE BURRS, ROTARY FILES, MOUNTED POINTS, WHEELS AND DISCS
SEE PAGE 251

Straight Line Die Grinder, .2 hp

- Compact, lightweight design.
- Includes safety-lock lever; rear exhaust.
- Smooth, efficient air motor with built-in speed regulator.
- Composite tool grip absorbs vibration and reduces cold air transmission.

Model 18000 1/4" Collet

- Optional 1/8" collet insert: 18432.

Model 18001 6 mm Collet

- Optional 6 mm collet insert: 18431.



Model 18000

Right Angle Die Grinder, .2 hp

- Compact, lightweight design permits easy access to tight areas.
- Includes safety-lock lever; rear exhaust.
- Composite tool grip absorbs vibration and reduces cold air transmission to operator.

Model 18010 1/4" Collet

- Optional 1/8" collet insert: 18432.

Model 18011 6 mm Collet

- Optional 6 mm collet insert: 18431.



Model 18010

7° Offset Die Grinder, .5 hp

Model 18020 1/4" Collet

- 7° offset handle offers added comfort and control.
- Includes safety-lock lever; front exhaust.
- Gearless design for reduced downtime and maintenance.
- Composite tool grip absorbs vibration and reduces cold air transmission to operator.



Model 18020



Die Grinder / Disc Sander Kit

Model 18015

- Kit offers two tools in one! Comes complete with accessories for easy conversion to Die Grinder or Disc Sander.
- Ideal for surface preparation, scuffing, deburring, etc.
- Includes 18010 Die Grinder (see above), locking-type backup pad (3" diameter), 1/4"-20 shank, 94300 Dynaswivel® (see page 223), assortment of 3" diameter abrasive discs (coated and non-woven nylon), all in durable carrying case.



Model 18015

Model Number	Motor hp (W)	Motor RPM	Sound Level	Maximum Air Flow SCFM (L/Min)	Hose I.D. Size Inch (mm)	Air Inlet Thread	Weight Pound (kg)	Length Inch (mm)	Height Inch (mm)
18000/18001	.2 (149)	25,000	80 dB(A)	28 (793)	3/8 (10)	1/4" NPT	1 (.45)	6-1/2 (165)	1-3/4 (44)
18010/18011	.2 (149)	20,000	78 dB(A)	19 (538)	3/8 (10)	1/4" NPT	1.3 (.59)	6-1/2 (165)	3 (76)
18020	.5 (373)	20,000	78 dB(A)	22 (623)	3/8 (10)	1/4" NPT	1.9 (0.9)	8 (203)	5-3/4 (146)

Additional Specifications: Air Pressure 90 PSIG (6.2 Bar)

Cut-Off Wheel Tools

7° Offset and Long Neck



DYNASWIVEL®
PAGE 223

ACCESSORIES
PAGE 222

Portable Air Tools for the Value-Minded Professional

FOR CUT-OFF WHEELS
3" diameter (76 mm) with
3/8" (10 mm) center hole
SEE PAGE 281

Model 18080 7° Offset Cut-Off Wheel Tool

- Accepts optional Cut-Off Wheels, 3" in diameter with 3/8" center hole.
- 7° offset handle provides maximum comfort and control.
- Gearless design for reduced downtime and maintenance.
- Front exhaust keeps work surface clear. 20,000 RPM.
- Composite tool grip absorbs vibration and reduces cold air transmission to operator.
- **Important: Speed of tool must not exceed maximum operating speed of accessory. Always use proper guards, wear eye gear and body protection.**



Gearless

Model 18075 Long Neck Cut-Off Wheel Tool

- Accepts optional Cut-Off Wheels, 3" in diameter with 3/8" center hole.
- Extension design offers easy access to tight or confined areas. Design also allows for easier straight-type cuts. Also offers improved visibility of work piece.
- Rear exhaust; 20,000 RPM.
- Composite tool grip absorbs vibration and reduces cold air transmission to operator.
- **Important: Speed of tool must not exceed maximum operating speed of accessory. Always use proper guards, wear eye gear and body protection.**



Wheel Sold Separately

Impact Wrench

Pin Retainer Design for Single Socket Use



COUPLER/PLUG
PAGE 228

ACCESSORIES
PAGE 222

Portable Air Tools for the Value-Minded Professional

Model 18063 Impact Wrench, 1/2" Drive

- For efficient loosening and tightening of bolts, lug nuts, etc. Pistol grip with easy on/off trigger.
- Tool's pin retainer design offers optimum long-term use of single socket.
- Ideal for industrial operators employing one socket per wrench.
- Adjustable torque settings (torque: 600 ft./lbs.).
- 7,000 RPM; rear exhaust.



Model Number	Motor hp (W)	Motor RPM	Sound Level	Maximum Air Flow SCFM (L/Min)	Hose I.D. Size Inch (mm)	Air Inlet Thread	Weight Pound (kg)	Length Inch (mm)	Height Inch (mm)
18063	–	7,000	89 dB(A)	28 (793)	3/8 (10)	1/4" NPT	6 (2.7)	7-3/4 (197)	7-3/4 (197)
18075	.5 (373)	20,000	87 dB(A)	28 (793)	3/8 (10)	1/4" NPT	2 (0.9)	12 (305)	3-1/2 (89)
18080	.5 (373)	20,000	85 dB(A)	22 (623)	3/8 (10)	1/4" NPT	2.2 (1)	8-3/4 (222)	5 (127)

Additional Specifications: Air Pressure 90 PSIG (6.2 Bar)

Right Angle Buffers

3", 5"-8" Diameters



DYNAJET
PAGE 224

ACCESSORIES
PAGE 222

Portable Air Tools for the Value-Minded Professional

FOR POLISHING BUFFS
3" (76 mm), 5"-8" (127 mm-203 mm) diameters
SEE PAGE 239

Right Angle Buffer, 3" Diameter

- Tool includes 50126 Hook-Face Backup Pad (3" dia.) and 90034 Wool Buff (3-1/2" dia.).
- Ideal for buffing and polishing in small areas.
- Built-in speed control.
- 3/8"-24 male spindle. Safety-lock lever. Rear exhaust.

Model 18055 2,300 RPM

Model 18056 3,200 RPM



Right Angle Buffer/Spot Sander Kit

Model 18058

- Excellent kit for spot repair and buffing/polishing. Angle-head tool design permits access to difficult areas.

Includes:

- 18055 2,400 RPM tool
- 50122 3" Hook-Face Backing Pad (3/8"-24)
- 90027 3" Terry Cloth Bonnet
- 90028 3" Synthetic Wool Pad
- 90034 3" Natural Wool Pad
- 90038 3" White Polishing Foam Pad
- 90044 3" Yellow Cutting Foam Pad
- 95723 4 oz. Finesse Creme
- 95727 4 oz. Dynabrade Glaze
- 54034 Random Orbit Sanding Head
- 54018 1-1/4" Sanding Pad
- 93191 Sample 9-Micron 1-1/4" Abrasive Discs
- 94300 Dynaswivel®
- Wrenches for Accessory Changes
- Deluxe Storage/Carry Case



Right Angle Buffer, 5"-8" Diameter

Model 18050

- 0 - 2,500 RPM free speed. Accepts 5" to 8" diameter buffs.
- Insulated handle reduces cold air transmission to the operator.
- 5/8"-11 male spindle.
- Lightweight and compact in size.
- Rear exhaust, variable speed safety-lock lever throttle.
- Soft-grip handle can be positioned for right or left hand operation.
- Backup pad (50853) and polishing bonnet (90082) sold separately.



Model Number	Motor hp (W)	Motor RPM	Pad Size Inch (mm)	Sound Level	Maximum Air Flow SCFM (L/Min)	Hose I.D. Size Inch (mm)	Spindle Thread	Weight Pound (kg)	Length Inch (mm)	Height Inch (mm)
18050	.7 (522)	0-2,500	5-8 (127-203)	80 dB(A)	27 (765)	3/8 (10)	5/8"-11 Male	5.3 (2.4)	12 (305)	4 (102)
18055	.4 (298)	2,300	3 (76)	87 dB(A)	28 (793)	3/8 (10)	3/8"-24 Male	2 (0.9)	10-3/8 (263)	2-1/2 (63)
18056	.4 (298)	3,200	3 (76)	87 dB(A)	28 (793)	3/8 (10)	3/8"-24 Male	2 (0.9)	10-3/8 (263)	2-1/2 (63)

Additional Specifications: Air Pressure 90 PSIG (6.2 Bar) • Air Inlet Thread 1/4" NPT

Pistol Grip Buffer

Accepts 3" Diameter Buffing Accessories



DYNASWIVEL®
PAGE 223

ACCESSORIES
PAGE 222

Portable Air Tools for the Value-Minded Professional

FOR POLISHING BUFFS
3" diameter (76 mm)
SEE PAGE 239

Model 18068 3/8"-24 Thread

- Operates at 2,500 RPM, ideal for a variety of buffing applications.
- Includes 50126 Hook-Face Backing Pad, for accepting optional buffs and bonnets 3" (76 mm) in diameter (see Versatility Kit on page 189).
- Ergonomic pistol grip design enhances operator comfort.
- To run 92295 RED-TRED® Eraser Disc Assembly, order optional 55066 Adapter (converts 3/8"-24 spindle thread to 5/8"-11 thread).



Model
18068

Model Number	Motor hp (W)	Motor RPM	Pad Dia. Inch (mm)	Sound Level	Max. Air Flow SCFM (LPM)	Spindle Thread	Air Inlet Thread	Weight Pound (kg)	Length Inch (mm)	Height Inch (mm)
18068	.18 (134)	2,500	3 (72)	80 dB(A)	23 (651)	3/8"-24	1/4" NPT	1.7 (0.8)	5 (128)	6-3/8 (162)

Additional Specifications: Air Pressure 90 PSIG (6.2 Bar)

Dual-Piston Sander

In-Line Sander

Achieve Consistent Finishes on Large Work Surfaces

FOR ABRASIVE SHEETS
2-3/4" wide x 17" long (70 mm x 432 mm)
NOT INCLUDED

Model 18066

- 2,500 strokes per minute.
- Long board air-powered sander, two-handed operation.
- Accepts 2-3/4" wide x 17" long (70 mm x 432 mm) abrasive sheets.
- Includes rubber backup pad, 2-3/4" wide by 16" long (70 mm x 406 mm), with clips for securing abrasive sheets.



Model
18066

Model Number	Maximum Air Flow SCFM (LPM)	Air Pressure PSIG (Bar)	Air Inlet Thread	Weight Pound (kg)	Stroke Length Inch (mm)	Pad Size Inch (mm)	Paper Size Inch (mm)
18066	14 (396)	90 (6.2)	1/4" NPT	6 (2.7)	1 (25)	2-3/4 x 16 (70 x 406)	2-3/4 x 17-1/2 (70 x 445)

RED-TRED® Eraser Disc Tools

For Use With RED-TRED® Eraser Disc (Page 247)



DYNAJET
PAGE 224

ACCESSORIES
PAGE 222

FOR RED-TRED®
ERASER DISCS
SEE PAGE 247

Ideal for Removing Decals, Pinstriping & Tapes


RED-TRED® Eraser Disc Pistol Grip Tool

- Fast graphics removal in pistol grip design!

Model 18069 5/8"-11 Thread

Model 18072 M14x2 Thread

- Model 18069 includes 92295 RED-TRED® Disc Assembly (5/8"-11 thread).
- Model 18072 includes 92296 RED-TRED® Disc Assembly (M14x2 thread).
- Efficiently removes graphics, decals, pinstriping and tape without harming the paint.
- Ergonomic pistol grip design enhances operator comfort.
- Tool is also ideal for running optional buffing accessories (see Versatility Kit).



For best results slowly pull tool toward you while moving it side-to-side, applying light to medium pressure. Start tool OFF work surface, then move tool OFF surface before stopping it.

Pistol Grip Eraser Disc/Buffering Versatility Kit

- Everything needed for graphics removal and buffing!

18071 Kit

- 18068 Pistol Grip Buffer (see page 188), with 50126 Hook-Face Backing Pad
- 92295 RED-TRED® Eraser Disc Assembly (5/8"-11 thread)
- 90027 Terry Cloth Pad and 90080 Sheepskin Pad
- 90038 Polishing Foam Pad and 90044 Foam Cutting Pad
- 55066 Spindle Thread Adapter (converts 3/8"-24 thread to 5/8"-11)
- 95281 Open-End Wrench (19 mm)



RED-TRED® Eraser Disc Standard Duty Tool

Model 18067 5/8"-11 Thread, .4 hp

- 2,300 RPM right angle tool includes 92295 RED-TRED® Eraser Disc Assembly.
- Compact, comfortable design easily reaches into tight areas.
- Rear exhaust tool is speed-mated for optimum performance.
- Offers greater visibility on work surface. Includes fully adjustable side handle.



RED-TRED® Eraser Disc Heavy-Duty Tool

Model 51510 5/8"-11 Thread, .7 hp

Model 51511 M14x2 Thread, .7 hp

- More powerful tool is ideal for aggressive applications.
- 2,500 RPM variable-speed tool includes 92295 RED-TRED® Eraser Disc Assembly.
- Comfortable side handle is adjustable for left or right hand use.



Model Number	Motor hp (W)	Motor RPM	Pad Dia. Inch (mm)	Sound Level	Max. Air Flow SCFM (LPM)	Air Inlet Thread	Weight Pound (kg)	Length Inch (mm)	Height Inch (mm)
18067	.4 (298)	2,300	4 (105)	82 dB(A)	28 (793)	1/4" NPT	3 (1.4)	11-7/8 (301)	2-3/4 (71)
18069/18072	.18 (134)	2,500	4 (102)	80 dB(A)	23 (651)	1/4" NPT	2.5 (1.1)	5.3 (135)	7 (178)
51510/51511	.7 (522)	2,500	4 (105)	80 dB(A)	27 (765)	1/4" NPT	5 (2.7)	12-1/2 (319)	4-1/4 (108)


Additional Specifications: Air Pressure 90 PSIG (6.2 Bar)



ABRASIVE MACHINERY

Bench & Pedestal Belt Grinders ..191	Air Tool Post Grinder201
Bench & Pedestal Disc Grinder193	SuperFinisher202
Versatility Grinder194	Coolant Filtration System.....203
Electric Tool Post Grinder.....200	

DYNABRADE.COM



Bench & Pedestal Belt Grinders

Versatile Three-Wheel Belt Grinding Machine

Powers Abrasive Belts 2" wide by 60" long (51 mm x 1,524 mm)

FOR ABRASIVE BELTS
2" wide x 60" long
(51 mm x 1,524 mm)
SEE PAGE 272

NEW Dynabrade Bench & Pedestal Belt Grinder is ideal for a variety of applications, including grinding, deburring, finishing, shaping, fitting, plus removing flash and parting lines. Machine design allows smooth grinding from contact wheel, and sanding or finishing from slack of belt. Offered in complete range of electrical configurations (see chart below).

Models 67900 – 67913

- Amazing versatility – grind from contact wheel or platen; finish from slack of belt.
- Fully guarded to meet all OSHA standards.
- Work rest is adjustable to ensure accurate angle grinding.
- Quick and easy belt change minimizes downtime and increases efficiency.
- Can be bench-mounted or attached to optional 67500 adjustable Pedestal Stand, as shown.
- Optional 67965 Vacuum Scoop also available, for efficient capture of dust and debris.



Model 67900



67500 Pedestal Stand



Model 67900 mounted to optional 67500 Pedestal Stand.



Model 67902

ABRASIVE MACHINERY

Model Number	Motor hp (W)	Full Load Amperage	Voltage/Phase/Frequency	SFPM (SM/Min)	Sound Level	Weight Pound (kg)	Height Inch (mm)	Width Inch (mm)	Length Inch (mm)
67900	1.5 (1,119)	12.1	115 / 1 / 60	8,000 (2,438)	85 dB(A)	110 (50)	27 (686)	21 (533)	20 (508)
67901	1.5 (1,119)	6	230 / 1 / 60	8,000 (2,438)	85 dB(A)	110 (50)	27 (686)	21 (533)	20 (508)
67902	1.5 (1,119)	4.6	230 / 3 / 60	8,000 (2,438)	85 dB(A)	110 (50)	27 (686)	21 (533)	20 (508)
67903	1.5 (1,119)	2.3	460 / 3 / 60	8,000 (2,438)	85 dB(A)	110 (50)	27 (686)	22 (559)	20 (508)
67904	3 (2,238)	7.6	230 / 3 / 60	8,000 (2,438)	85 dB(A)	120 (54)	27 (686)	22 (559)	20 (508)
67905	3 (2,238)	3.8	460 / 3 / 60	8,000 (2,438)	85 dB(A)	120 (54)	27 (686)	21 (533)	20 (508)
67906	1.5 (1,119)	15.2	115 / 1 / 60	4,000 (1,219)	85 dB(A)	110 (50)	27 (686)	21 (533)	20 (508)
67907	1.5 (1,119)	7.6	230 / 1 / 60	4,000 (1,219)	85 dB(A)	110 (50)	27 (686)	21 (533)	20 (508)
67908	1.5 (1,119)	4.8	230 / 3 / 60	4,000 (1,219)	85 dB(A)	110 (50)	27 (686)	21 (533)	20 (508)
67909	1.5 (1,119)	2.4	460 / 3 / 60	4,000 (1,219)	85 dB(A)	110 (50)	27 (686)	21 (533)	20 (508)
67910	3 (2,238)	8.6	230 / 3 / 60	4,000 (1,219)	85 dB(A)	120 (54)	27 (686)	22 (559)	20 (508)
67911	3 (2,238)	4.3	460 / 3 / 60	4,000 (1,219)	85 dB(A)	120 (54)	27 (686)	22 (559)	20 (508)
67912	1.5 (1,119)	20	115 / 1 / 60	800-8,000 (244-2,438)	85 dB(A)	110 (50)	27 (686)	21 (533)	20 (508)
67913	1.5 (1,119)	10	230 / 1 / 60	800-8,000 (244-2,438)	85 dB(A)	110 (50)	27 (686)	21 (533)	20 (508)

Bench & Pedestal Belt Grinders

Versatile Two-Wheel Belt Grinding Machine for Heavy Duty Use

Powers Abrasive Belts 2-1/2" wide by 60" long (64 mm x 1,524 mm)

FOR ABRASIVE BELTS
2-1/2" wide x 60" long
(64 mm x 1,524 mm)
NOT INCLUDED

NEW Dynabrade Bench & Pedestal Belt Grinder is ideal for heavy duty grinding applications, working from the contact wheel or platen pad. Machine design allows rotation of housing from vertical to horizontal positions, for optimum grinding efficiency. Offered in complete range of electrical configurations (see chart below).



Models 67800 – 67813

- Grind from contact wheel or platen; ideal for countless heavy duty applications.
- Fully guarded to meet all OSHA standards.
- Work rest is adjustable to ensure accurate bevel grinding.
- Quick and easy belt change minimizes downtime and increases efficiency.
- Can be bench-mounted or attached to optional 67500 adjustable Pedestal Stand, as shown.
- Optional 67966 Vacuum Scoop also available, for efficient capture of dust and debris.



Model 67800

Housing rotates to horizontal position!



67500 Pedestal Stand



Model 67800 mounted to optional 67500 Pedestal Stand.



Model 67802

Model Number	Motor hp (W)	Full Load Amperage	Voltage/Phase/Frequency	SFPM (SM/Min)	Sound Level	Weight Pound (kg)	Height Inch (mm)	Width Inch (mm)	Length Inch (mm)
67800	1.5 (1,119)	12.1	115 / 1 / 60	8,000 (2,438)	85 dB(A)	110 (50)	29 (737)	21 (533)	29 (737)
67801	1.5 (1,119)	6	230 / 1 / 60	8,000 (2,438)	85 dB(A)	110 (50)	29 (737)	21 (533)	29 (737)
67802	1.5 (1,119)	4.6	230 / 3 / 60	8,000 (2,438)	85 dB(A)	110 (50)	29 (737)	21 (533)	29 (737)
67803	1.5 (1,119)	2.3	460 / 3 / 60	8,000 (2,438)	85 dB(A)	110 (50)	29 (737)	21 (533)	29 (737)
67804	3 (2,238)	7.6	230 / 3 / 60	8,000 (2,438)	85 dB(A)	120 (54)	29 (737)	22 (559)	29 (737)
67805	3 (2,238)	3.8	460 / 3 / 60	8,000 (2,438)	85 dB(A)	120 (54)	29 (737)	22 (559)	29 (737)
67806	1.5 (1,119)	15.2	115 / 1 / 60	4,000 (1,219)	85 dB(A)	110 (50)	29 (737)	21 (533)	29 (737)
67807	1.5 (1,119)	7.6	230 / 1 / 60	4,000 (1,219)	85 dB(A)	110 (50)	29 (737)	21 (533)	29 (737)
67808	1.5 (1,119)	4.8	230 / 3 / 60	4,000 (1,219)	85 dB(A)	110 (50)	29 (737)	21 (533)	29 (737)
67809	1.5 (1,119)	2.4	460 / 3 / 60	4,000 (1,219)	85 dB(A)	110 (50)	29 (737)	21 (533)	29 (737)
67810	3 (2,238)	8.6	230 / 3 / 60	4,000 (1,219)	85 dB(A)	120 (54)	29 (737)	22 (559)	29 (737)
67811	3 (2,238)	4.3	460 / 3 / 60	4,000 (1,219)	85 dB(A)	120 (54)	29 (737)	22 (559)	29 (737)
67812	1.5 (1,119)	20	115 / 1 / 60	800-8,000 (244-2,438)	85 dB(A)	110 (50)	29 (737)	21 (533)	29 (737)
67813	1.5 (1,119)	10	230 / 1 / 60	800-8,000 (244-2,438)	85 dB(A)	110 (50)	29 (737)	21 (533)	29 (737)

Bench & Pedestal Disc Grinders

Versatile Disc Grinding Machine for Countless Applications

Powers Abrasive Discs 12" (305 mm) in Diameter

FOR ABRASIVE DISCS
12" (305 mm) diameter
NOT INCLUDED

NEW Dynabrade Bench & Pedestal Disc Grinder is ideal for a variety of applications, including grinding and deburring castings or fabricated parts. Also used for shaping, flat grinding and contouring on metal, wood and plastic. Machine design allows quick disc change, and easy adjustment of work table for optimum efficiency. Offered in complete range of electrical configurations (see chart below).

Models 67600 – 67605

- Adjustable work table with miter ensures accurate angle grinding.
- Runs in forward and reverse modes.
- Fully guarded with adjustable work rest to meet all OSHA standards.
- Quick and easy disc change minimizes downtime and increases efficiency.
- Can be bench-mounted or attached to optional 67500 adjustable Pedestal Stand, as shown.



Model 67600

67500 Pedestal Stand

For All Bench & Pedestal Models

- Quick and easy height adjustment, from 28" to 38" high.
- Rigid assembly with capacity up to 300 pounds.
- 1/4" steel tool mount plate and pedestal base.



67500
Pedestal
Stand



Model 67600 mounted to optional 67500 Pedestal Stand.



Model 67602

Model Number	Motor hp (W)	Full Load Amperage	Voltage/Phase/Frequency	RPM	Sound Level	Weight Pound (kg)	Height Inch (mm)	Width Inch (mm)	Length Inch (mm)
67600	1 (746)	13.4	115 / 1 / 60	1,725	70 dB(A)	90 (41)	17 (432)	18 (457)	21 (533)
67601	1 (746)	6.7	230 / 1 / 60	1,725	70 dB(A)	90 (41)	17 (432)	18 (457)	21 (533)
67602	1.5 (1,119)	20	115 / 1 / 60	500-1,725	70 dB(A)	90 (41)	17 (432)	18 (457)	21 (533)
67603	1.5 (1,119)	10	230 / 1 / 60	500-1,725	70 dB(A)	90 (41)	17 (432)	18 (457)	21 (533)
67604	1.5 (1,119)	6.9	230 / 3 / 60	500-1,725	70 dB(A)	90 (41)	17 (432)	18 (457)	21 (533)
67605	1.5 (1,119)	3.6	460 / 3 / 60	500-1,725	70 dB(A)	90 (41)	17 (432)	18 (457)	21 (533)

Versatility Grinder

Electric Abrasive Belt Machine



CONTACT ARMS
PAGE 196

ACCESSORIES
PAGE 195

ABRASIVE MACHINERY

Ideal for an Extensive Variety of Finishing Applications

FOR ABRASIVE BELTS
1/4"-2" wide x 72" long
(6 mm-51 mm x 1,829 mm)
SEE PAGE 270

- Versatility Grinder powers 72" abrasive belts in widths from 1/4" to 2", to provide a wide variety of finishing solutions.
- Ideal for use on castings and forgings, turbine blades, medical implants, investment castings and more.
- Each model on page includes 67212 Contact Arm (see page 198).
- Sleek, compact design for easy space-saving set up.
- Combines linear tracking adjustment with conventional pivot tracking, for optimum belt tracking control.
- Adjustable air belt tensioning; pivoting arm assembly.
- Includes efficient through-housing vacuum port (see page 195 for optional Vacuum Scoop Assembly).

Variable Speed Models

- Design allows change of belt direction from forward to reverse.

Model 64900 600 - 4,000 SFPM, 115 V (AC)

Model 64901 600 - 4,000 SFPM, 230 V (AC)

Model 64902 2,000 - 8,000 SFPM, 230 V (AC)



Model 64903 2,000 - 8,000 SFPM, 460 V (AC)

Fixed Speed Models

- Forward direction only.

Model 64904 5,400 SFPM, 115 V (AC)

Model 64905 5,400 SFPM, 230 V (AC)




CE Variable Speed Model

- Design allows change of belt direction from forward to reverse.

Model 64881 600 - 4,000 SFPM, 230 V (AC)

- This model carries the CE (European Conformity) mark, signifying that it complies with all essential requirements of relevant European health, safety and environmental protection legislation.
- Shown with optional Vacuum Scoop Assembly (see page 195).



"Pivot mount" assembly allows operator to adjust Contact Arm to any angle for peak efficiency.

Model Number	Motor hp (W)	Abrasive Belt Size Inch (mm)	Max. SFPM (SM/Min)	Voltage	Phase	Frequency	Weight Pound (kg)	Length Inch (mm)	Height Inch (mm)
64881	1 (746)	1/4-2 (6-51) x 72 (1,829)	600-4,000 (183-1,219)	230	1	50 Hz	120 (55)	33 (838)	22 (559)
64900	1 (746)	1/4-2 (6-51) x 72 (1,829)	600-4,000 (183-1,219)	115	1	50/60 Hz	120 (55)	33 (838)	22 (559)
64901	1 (746)	1/4-2 (6-51) x 72 (1,829)	600-4,000 (183-1,219)	230	1	50/60 Hz	120 (55)	33 (838)	22 (559)
64902	3 (2,232)	1/4-2 (6-51) x 72 (1,829)	2,000-8,000 (610-2,438)	230	3	50/60 Hz	120 (55)	33 (838)	22 (559)
64903	3 (2,232)	1/4-2 (6-51) x 72 (1,829)	2,000-8,000 (610-2,438)	460	3	50/60 Hz	120 (55)	33 (838)	22 (559)
64904	1.5 (1,119)	1/4-2 (6-51) x 72 (1,829)	5,400 (1,647)	115	1	50/60 Hz	120 (55)	33 (838)	22 (559)
64905	1.5 (1,119)	1/4-2 (6-51) x 72 (1,829)	5,400 (1,647)	230	1	50/60 Hz	120 (55)	33 (838)	22 (559)

Versatility Grinder

Electric Abrasive Belt Machine



CONTACT ARMS
PAGE 196

ACCESSORIES
BELOW

Ideal for an Extensive Variety of Finishing Applications

FOR ABRASIVE BELTS
2" wide x 72" long
(51 mm x 1,829 mm)
SEE PAGE 273

"Slack Action," Variable Speed Model

- Machine offers simplified design that eliminates belt tension rollers to reduce maintenance costs.
- Design also allows greater use of abrasive belt slack areas. Operator has flexibility to finish workpiece on belt slack in a variety of positions, for optimum efficiency.
- Grind on Contact Wheel for fast material removal, then polish with slack of belt.
- Ideal for use on castings and forgings, turbine blades, medical implants, golf club parts, piping, investment castings and more.
- Linear belt tracking adjustment works with conventional tracking system for superior abrasive belt control.
- Heavy-duty, 2" dia. x 2" wide Contact Arm (67215) included.

Model 64860

600 - 4,000 SFPM, 115 V (AC), 1 hp

Model 64861

600 - 4,000 SFPM, 230 V (AC), 1 hp

Model 64862

2,000 - 8,000 SFPM, 230 V (AC), 3 hp

Model 64863

2,000 - 8,000 SFPM, 460 V (AC), 3 hp



Model
64860

115 V (AC)

Model Number	Motor hp (W)	Abrasive Belt Size Inch (mm)	Max. SFPM (SM/Min)	Voltage	Phase	Frequency	Weight Pound (kg)	Length Inch (mm)	Height Inch (mm)
64860	1 (746)	2 (51) x 72 (1,829)	600-4,000 (183-1,219)	115	1	50/60 Hz	120 (55)	33 (838)	22 (559)
64861	1 (746)	2 (51) x 72 (1,829)	600-4,000 (183-1,219)	230	1	50/60 Hz	120 (55)	33 (838)	22 (559)
64862	3 (2,237)	2 (51) x 72 (1,829)	2,000-8,000 (610-2,438)	230	3	50/60 Hz	120 (55)	33 (838)	22 (559)
64863	3 (2,237)	2 (51) x 72 (1,829)	2,000-8,000 (610-2,438)	460	3	50/60 Hz	120 (55)	33 (838)	22 (559)

Versatility Grinder Accessories

1 hp Electric Motor Variable Speed

64870

- 1 hp (746 W), 115 Volt, 1 Phase, 50/60 Hz



64871

- 1 hp (746 W), 230 Volt, 1 Phase, 50/60 Hz

1.5 HP Electric Motor Fixed Speed

64872

- 1.5 hp (1,119 W), 115 Volt, 1 Phase, 50/60 Hz



64873

- 1.5 hp (1,119 W), 230 Volt, 1 Phase, 50/60 Hz

3 hp Electric Motor Variable Speed

64874

- 3 hp (2,237 W), 230 Volt, 3 Phase, 50/60 Hz




64875

- 3 hp (2,237 W), 460 Volt, 3 Phase, 50/60 Hz

Vacuum Scoop Assembly

64932

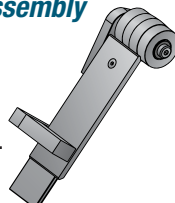
- Attaches to "thru-housing" vacuum port, for efficient collection of sanding debris.



Platen Assembly

64962

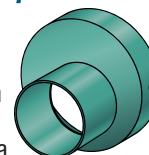
- Ideal for platen grinding.



Vacuum Adapter

64923

- For connection to 2-1/2" (63mm) dia. vacuum hose.



Pedestal Assembly

64895

- For easy positioning of machine. Frees up additional work space.


















ABRASIVE MACHINERY

Versatility Grinder Contact Arms

Part Number	Comments	Belt Size	Contact Wheel Assembly (includes bearing and shaft)	Platen Pad
11200	<ul style="list-style-type: none"> Work on broad areas Leave in-line scratch Blend spot welds 	1/2" x 72"	11088 5/8" dia. x 3/8" wide, rubber	11025 1/2" wide
11201	<ul style="list-style-type: none"> Enter channels as small as 7/16" 2,000 SFPM Maximum 	1/2" x 72"	11068 5/16" dia. x 3/8" wide, steel	11027 1/2" wide
11202	<ul style="list-style-type: none"> Enter 5/16" x 3/4" openings 2,000 SFPM Maximum 	1/4" x 72"	11074 5/8" dia. x 1/8" wide, rubber	11032 1/4" wide
11203	<ul style="list-style-type: none"> Grind over contact wheel or platen Order 11312 for heavy-duty, or 11325 for steel platen version 4,000 SFPM Maximum 	1/2" x 72"	11078 5/8" dia. x 3/8" wide, rubber	11025 1/2" wide
11204	<ul style="list-style-type: none"> Unique offset design Strap polishing is easy 4,000 SFPM Maximum 	1/8", 1/4", 5/16" or 1/2" x 72"	11080 1" dia. x 3/8" wide, radiused rubber	None
11206	<ul style="list-style-type: none"> Order 11326 for heavy-duty steel construction version 4,000 SFPM Maximum 	5/8" or 3/4" x 72"	11282 3/4" dia. x 5/8" wide, rubber	11109 3/4" wide
11220, 11300, 11301, 11341	<ul style="list-style-type: none"> Offset design and miniature contact wheels 2" strap polish in offset area; polish turbine blades and other contours 2,000 SFPM Maximum 	11220: 5/8" or 3/4" x 72" All Others: 1/2" x 72"	11220: 11352 5/16" x 5/8" wide, steel 11300: 11332 1/4" x 3/8" wide, steel 11301: 11068 5/16" x 3/8" wide, steel 11341: 11342 5/16" x 3/8" wide, rubber	None None None
11280	<ul style="list-style-type: none"> Grind corners, enter grooves, strap polish "V" shape wheel 	1/8" or 1/4" x 72"	11086 1" dia. x 3/8" wide, urethane, tapered	None
11286	<ul style="list-style-type: none"> 11024 Steel Platen available 6-3/4" workable reach 4,000 SFPM Maximum 	1/2" x 78"	11078 5/8" dia. x 3/8" wide	11025 1/2" wide
11287	<ul style="list-style-type: none"> Grind on wheel or platen 5-1/4" reach 4,000 SFPM Maximum 	5/8" or 3/4" x 74-1/2"	11282 3/4" x 5/8" wide, rubber	11109 3/4" wide
11314	<ul style="list-style-type: none"> File round openings as small as 7/16" 2,000 SFPM Maximum 	1/4" x 72"	11066 5/16" dia. x 1/8" wide, steel	11034 1/4" wide
11320 Offset Arm	<ul style="list-style-type: none"> For flat grinding using platen at or near corners and edges of large radius round Contact wheel is offset to prevent gouging 4,000 SFPM Maximum 	1/2" x 72"	5/8" dia. x 3/8" wide, rubber	11026 1/2" wide
11321	<ul style="list-style-type: none"> Work on contact wheel or platen pad 2,000 SFPM Maximum 	1/2" x 72"	11070 7/16" dia. x 3/8" wide, rubber	11025 1/2" wide
11322	<ul style="list-style-type: none"> Guide-cut Removes raised material within .020" or less without undercutting 	1/2" x 72"	11090 5/8" dia. x 3/8" wide, rubber	None
11329	<ul style="list-style-type: none"> Extra length arm 17" workable reach 4,000 SFPM Maximum 	1/2" x 98"	11078 5/8" dia. x 3/8" wide, rubber	11025 1/2" wide
11330	<ul style="list-style-type: none"> Enter 1/2" x 1/2" openings 2,000 SFPM Maximum 	1/4" x 72"	11072 7/16" dia. x 1/8" wide, brass	11034 1/4" wide
11337	<ul style="list-style-type: none"> Enter channels as narrow as 9/16" 2,000 SFPM Maximum 	1/2" x 72"	11076 7/16" dia. x 3/8" wide, steel	11027 1/2" wide

Versatility Grinder Contact Arms

Part Number	Comments	Belt Size	Contact Wheel Assembly (includes bearing and shaft)	Platen Pad
11350 	<ul style="list-style-type: none"> Excellent for cleaning oxide off electrical bus bars Arm has a 12" workable reach 2,000 SFPM Maximum 	3/4" x 88"	11352 5/16" dia. x 5/8" wide, steel	Optional 3/4" wide
11360 	<ul style="list-style-type: none"> Unique offset design Grind over contact wheels or strap polish 4,000 SFPM Maximum 	1/2" x 72"	11078 5/8" dia. x 3/8" wide, rubber	None
15321 	<ul style="list-style-type: none"> For flat grinding using platen pad 4,000 SFPM Maximum 	1" x 72"	15320 3/4" dia. x 7/8" wide	15323 1" wide
15326 	<ul style="list-style-type: none"> Allows for longer reach Grind using platen pad 4,000 SFPM Maximum 	1" x 78"	15320 3/4" dia. x 7/8" wide	15323 1" wide
15375 	<ul style="list-style-type: none"> Great for strap polishing 6,000 SFPM Maximum 	1" x 78"	15348 70 durometer 2" dia. x 1" wide, rubber	None
65133 	<ul style="list-style-type: none"> Wide width for tight radius finishing 4,000 SFPM Maximum 	1" x 72"	65135 70 durometer, flat 5/8" dia. x 1" wide, urethane	None
65182 	<ul style="list-style-type: none"> 3/8" (10 mm) wide radius wheel for blending 4,000 SFPM Maximum 	1/4" to 1/2" x 72"	11080 70 durometer, radiused 1" dia. x 3/8" wide, urethane	11027 1/2" wide
67058 	<ul style="list-style-type: none"> Offset design for strap finishing 2,000 SFPM Maximum 	1/2" x 72"	11070 70 durometer 7/16" dia. x 1/2" wide, rubber	None
67200, 67201, 67202, 67203, 67237, 67242 	<ul style="list-style-type: none"> Excellent for finishing shoulder areas as well as contact wheel grinding 6,000 SFPM Maximum 	67200 1" x 72"	11650 70 durometer, serrated 2" dia. x 1" wide, urethane	None
		67201 3/4" x 72"	67045 70 durometer, serrated 2" dia. x 3/4" wide, urethane	None
		67202 5/8" x 72"	67044 70 durometer, serrated 2" dia. x 5/8" wide, urethane	None
		67203 1/2" x 72"	67043 70 durometer, serrated 2" dia. x 1/2" wide, urethane	None
		67237 1" x 72"	67326 50 durometer, 2" dia. x 1" wide flat smooth urethane	None
		67242 1" x 72"	67284 40 durometer, serrated 2" dia. x 5/8" wide, rubber	None
67204 	<ul style="list-style-type: none"> Unique split wheel design allows grinding up against work area shoulders without arm interference 6,000 SFPM Maximum 	1-1/2" x 72"	67181 70 durometer, serrated 2" dia., split wheel, urethane 2 Required	None
67205 	<ul style="list-style-type: none"> Unique split wheel design allows grinding up against work area shoulders without arm interference 4,000 SFPM Maximum 	1-1/2" x 72"	67180 70 durometer 7/8" dia., split wheel, rubber 2 required	None
67206 	<ul style="list-style-type: none"> Using contact wheel, grind with 1-1/4" wide abrasives; 1-1/16" radius or greater 6,000 SFPM Maximum 	1-1/4" x 72"	67101 70 durometer, serrated 2" dia. x 1-1/4" wide, urethane	None
67207 	<ul style="list-style-type: none"> Using contact wheel, finish using 1-1/4" wide abrasives; 1/2" radius or greater 4,000 SFPM Maximum 	1-1/4" x 72"	67107 70 durometer 7/8" dia. x 1-1/4" wide, urethane	None
67208 	<ul style="list-style-type: none"> Soft durometer contact wheel with smooth face for fine finishing applications 6,000 SFPM Maximum 	1-1/4" x 72"	67109 50 durometer, smooth 2" dia. x 1-1/4" wide, urethane	None
67209 	<ul style="list-style-type: none"> 70 durometer wheel provides a firm support for abrasive belt to allow base finishing of channel areas 8,000 SFPM Maximum 	1/2" x 72"	67139 70 durometer, serrated 4" dia. x 1/2" wide, urethane	None









Versatility Grinder Contact Arms

Part Number	Comments	Belt Size	Contact Wheel Assembly (includes bearing and shaft)	Platen Pad
67210 	<ul style="list-style-type: none"> Polish contours without gouging workpiece 8,000 SFPM Maximum 	5/8" to 1" x 72"	11642 40 durometer, serrated, scoop 4" dia. x 5/8" wide, rubber	None
67211 	<ul style="list-style-type: none"> Blend fillet welds; excellent for tight radius work 8,000 SFPM Maximum 	1/2" to 1" x 72"	11638 70 durometer, severe radius 4" dia. x 1/2" wide, rubber	None
67212 	<ul style="list-style-type: none"> Use contact wheel or platen area for grinding and finishing 4,000 SFPM Maximum 	1/2" x 72"	11078 70 durometer 5/8" dia. x 3/8" wide, rubber	11025* Soft/sponge platen
67213 	<ul style="list-style-type: none"> Cutlery contact arm assembly incorporates a large diameter contact wheel and a raised platen assembly for complete finishing capabilities 8,000 SFPM Maximum 	2" x 78"	67122 50 durometer, smooth 4" dia. x 2" wide, Rubber	11839 Hard/cork platen
67214 	<ul style="list-style-type: none"> Grind and deburr using either the serrated contact wheel or platen assembly 6,000 SFPM Maximum 	1" x 72"	11650 70 durometer, serrated 2" dia. x 1" wide, urethane	11605** Hard/cork platen
67215, 67216 	<ul style="list-style-type: none"> Aggressive grinding applications 4,000 SFPM Maximum 	67215 2" x 72"	11847: 70 durometer, serrated 2" dia. x 2" wide, urethane	None
		67216 1-1/2" x 72"	65363 70 durometer, serrated 2" dia. x 1-1/2" wide, urethane	None
67217 	<ul style="list-style-type: none"> Using contact wheel, finish using 1-1/2" wide abrasives; 9/16" radius or greater 4,000 SFPM Maximum 	1-1/2" x 72"	65378 70 durometer, flat 1" dia. x 1-1/2" wide, urethane	None
67218 	<ul style="list-style-type: none"> Excellent for very fine finishing work; use when extreme conformability is necessary. 8,000 SFPM Maximum 	1" x 72"	67068 4" dia. x 1/2" wide cotton cushion	None
67219 	<ul style="list-style-type: none"> Material removal applications, castings, etc. 6,000 SFPM Maximum 	2" x 72"	67116 2-3/4" dia. x 2" wide, rubber 90 durometer, serrated	None
67220, 67221, 67222, 67223, 67328, 67329 	<ul style="list-style-type: none"> Turbine blade clusters Great for strap polishing in offset areas 2,000 SFPM Maximum Use 67328, 67329 for finishing in shoulder areas. 	67220 1/2" x 72"	11332 1/4" dia. x 3/8" wide, steel	None
		67221 1/2" x 72"	11068 5/16" dia. x 3/8" wide, steel	None
		67222 3/4" x 72"	11352 5/16" dia. x 5/8" wide, steel	None
		67223 1/2" x 72"	11342 50 durometer 5/16" dia. x 3/8" wide, rubber	None
		67328 1/2" x 72"	11342 50 durometer 5/16" dia. x 3/8" wide, rubber	None
		67329 1/2" x 72"	11364 40 durometer 7/16" dia. x 3/8" wide, rubber	None
67224 	<ul style="list-style-type: none"> Grind, blend and polish welds; strap polish using slack of belt. 8,000 SFPM Maximum 	1" x 72"	11620 40 durometer, rubber 4" dia. x 1" wide, smooth	None
67226, 67227 	<ul style="list-style-type: none"> Access tight areas 2,000 SFPM Maximum 	67226 1/2" x 72"	11049 3/16" dia. x 3/8" wide, steel 3-1/8" reach, 3 required	None
		67227 1/2" x 78"	11049 3/16" dia. x 3/8" wide, steel 6-1/2" reach, 3 required	None

* Also accepts 11026 Hard/Cork and 11027 Thin Platen

** Also accepts 11604 Soft/Sponge Platen

Versatility Grinder Contact Arms

Part Number	Comments	Belt Size	Contact Wheel Assembly (includes bearing and shaft)	Platen Pad
67228	 <ul style="list-style-type: none"> Cutlery contact arm assembly for use on Versatility Grinder model 64860 8,000 SFPM Maximum 	2" x 72"	67122 50 durometer, smooth 4" dia. x 2" wide, Rubber	11839 Hard/cork platen
67229	 <ul style="list-style-type: none"> 9" workable reach 2,000 SFPM Maximum 	1/4" x 82"	11074 5/8" dia. x 1/8" wide, rubber	11032 1/4" wide
67230	 <ul style="list-style-type: none"> Using contact wheel, finish using 1-1/4" wide abrasives; 1/2" radius or greater 4,000 SFPM Maximum 	1-1/4" x 72"	67105 50 durometer 7/8" dia. x 1.2" wide, flat urethane	None
67239	 <ul style="list-style-type: none"> Grind and polish implants 2,000 SFPM Maximum 	1/4" x 72"	11072 7/16" x 1/8" crowned brass	None
67245	 <ul style="list-style-type: none"> Turbine blade clusters Great for strap polishing in offset areas 2,000 SFPM Maximum 	1/2" x 72"	11332 1/4" dia. x 3/8" wide, flat steel	None
67250	 <ul style="list-style-type: none"> Polish and Grind with slack of belt 6,000 SFPM Maximum 	1/2"-2" x 96"	Slack Arm	None
67251	 <ul style="list-style-type: none"> Polish golf club heads Soft face excellent for polishing and blending 8,000 SFPM Maximum 	2" x 82"	67285 6" x 1-1/2" wide, coated fabric	None
67264	 <ul style="list-style-type: none"> Excellent for finishing shoulder areas as well as contact wheel grinding 6,000 SFPM Maximum 	2" x 72"	67263 1-1/2" x 2" wide, flat rubber	None
67278	 <ul style="list-style-type: none"> Work stop and guide keep grind perpendicular Tight radius finishing 4,000 SFPM Maximum 	1" x 72"	65135 5/8" x 1" wide, flat urethane	None

ABRASIVE MACHINERY

Contact Arm Extenders

Versatility Grinder Contact Arm Extenders

- Allows use of longer abrasive belts! Versatility Grinder accepts standard 72" long abrasive belts. These extenders allow use of longer belts, as indicated.
- For use with only Versatility Grinder Contact Arms.

67270 Extender

- For 84" long belts

67271 Extender

- For 90" long belts

67272 Extender

- For 96" long belts

67273 Extender

- For 102" long belts



Electric Tool Post Grinder

Electric Abrasive Belt Machine



CONTACT WHEELS
PAGE 201

ACCESSORIES
PAGE 201

ABRASIVE MACHINERY

For Outer Diameter Grinding, Surface Preparation and Finishing

FOR ABRASIVE BELTS
2" wide x 36" or 48" long
(51 mm x 914 mm, 1,219 mm)
SEE PAGE 272

For 2" Wide x 48" Long Belts • Mounts to Standard Lathes


- Air-powered belt tensioning. Easily accessible belt-tracking and air belt-tensioning adjustments.
- Easy-to-dress Contact Wheel. 90 durometer fixed Contact Wheel (66619) is standard. Uses flexible diamond and other abrasive belts.
- Also accepts optional 66621 Contact Wheel (50 durometer).
- Coolant nozzle with adjustable flow valve.

Fixed Speed Models

Model 65750 7,200 SFPM

Model 65751 6,000 SFPM

- Fixed speed for faster cutting.
- Water-tight on/off switch and built-in ammeter measures load.



Variable Speed Models

Model 65752 230 Volt, 2,500-10,500 SFPM

Model 65753 460 Volt, 2,500-10,500 SFPM

- These models include a variable speed rate motor. A digital display shows the operating speed and can be adjusted via keypad to any desired belt speed, even when the tool is in operation. Display also shows load percentage on the motor itself.

Digital Display Featured on
Variable Speed Models



Ideal for use on steel, hard chrome, tungsten carbide, ceramics, thermal spray.

Model Number	Motor hp (W)	Motor RPM	Max. SFPM (SM/Min)	Voltage	Phase	Frequency	Weight Pound (kg)	Length Inch (mm)	Height Inch (mm)	Width Inch (mm)
65750	3 (2,237)	3,450	7,200 (2,187)	230	1	60 Hz	108 (49)	19 (483)	18 (457)	17 (432)
65751	3 (2,237)	2,850	6,000 (1,823)	230	1	50 Hz	108 (49)	19 (483)	18 (457)	17 (432)
65752	3 (2,237)	N/A	2,500-10,500 (762-3,200)	230	3	50/60 Hz	108 (49)	19 (483)	18 (457)	17 (432)
65753	3 (2,237)	N/A	2,500-10,500 (762-3,200)	460	3	50/60 Hz	108 (49)	19 (483)	18 (457)	17 (432)

Additional Specifications: Air Pressure 90 PSIG (6.2 Bar)

For 2" Wide x 36" Long Belts

- Air-powered belt tensioning. Easily accessible belt-tracking and air belt-tensioning adjustments.
- 90 durometer fixed Contact Wheel (65338) is standard. Uses flexible diamond and other abrasive belts. See page 201 for more Contact Wheels.
- Coolant nozzle with adjustable flow valve.
- Rigidly mounts to all standard lathes.

Model 64991 60 Hz, 4,500 SFPM

Model 64993 50 Hz, 4,500 SFPM

- These models feature air-powered belt tensioning.

Model 65014 60 Hz, 4,500 SFPM

Model 65016 50 Hz, 4,500 SFPM

- These models feature a manual tensioning lever.



Model Number	Motor hp (W)	Motor RPM	Max. SFPM (SM/Min)	Voltage	Phase	Frequency	Weight Pound (kg)	Length Inch (mm)	Height Inch (mm)	Width Inch (mm)
64991	2 (1,491)	3,450	4,500 (1,367)	230	1	60 Hz	89 (40)	16 (406)	13-1/2 (343)	17 (432)
64993	2 (1,491)	2,850	4,500 (1,367)	230	1	50 Hz	89 (40)	16 (406)	13-1/2 (343)	17 (432)
65014	2 (1,491)	3,450	4,500 (1,367)	230	1	60 Hz	89 (40)	16 (406)	13-1/2 (343)	17 (432)
65016	2 (1,491)	2,850	4,500 (1,367)	230	1	50 Hz	89 (40)	16 (406)	13-1/2 (343)	17 (432)

Additional Specifications: Air Pressure 90 PSIG (6.2 Bar)

Air Tool Post Grinder

Air-Powered Abrasive Belt Machine



**CONTACT WHEELS
BELOW**

**ACCESSORIES
BELOW**

For Outer Diameter Grinding, Surface Preparation, Finishing

FOR ABRASIVE BELTS
1-1/2" wide x 24" long
(38 mm x 610 mm)
SEE PAGE 272

For 1-1/2" Wide x 24" Long Belts

Model 66402

- Lightweight – only 19 lbs. (8.6 kg)!
- For use on metal, glass, stone, rubber, ceramic, carbide composites and other hard-to-grind materials.
- Use with standard lathes. Simple tool holder mounting. Holds close tolerances.
- Rigid stainless steel and aluminum alloy machine construction.
- Surface finishes of 2-3 Ra obtainable using micron-grade abrasive belts.
- Reduce surface finish on materials prior to a superfinishing process.
- In-line belt tracking prevents uneven belt stretching as found on conventional belt tracking arrangements.
- Fingertip controls for both motor on/off and adjustable air-belt tensioning.
- Cutaway housing allows working into workpiece shoulders from right to left.
- 66430 Plain-Faced Contact Wheel, 1-1/2" wide x 4" diameter (38 mm x 102 mm) is 70 durometer, with other densities and styles available.



Model 66402

(Shown with optional Coolant Nozzle)

Model Number	Motor hp (W)	Motor RPM	Maximum Air Flow CFM (SCFM)	Maximum SFPM (SM/Min)	Air Inlet Thread	Hose Size Inch (mm)	Weight Pound (kg)	Length Inch (mm)	Height Inch (mm)	Width Inch (mm)
66402	1.86 (1,387)	7,200	9 (66)	4,700 (1,428)*	3/8" NPT	1/2 (13)	19 (8.6)	15 (381)	10 (254)	6 (152)

Additional Specifications: Air Pressure 90 PSIG (6.2 Bar) *At Maximum Load

Accessories for Models 64991, 64993, 65014, 65016

Tool Post Grinder Contact Wheels

Part Number	Diameter Inch (mm)	Width Inch (mm)	Face Material
65237	4 (102)	2 (51)	70 Duro Rubber
65338*	4 (102)	2 (51)	90 Duro Rubber
65339	4 (102)	2 (51)	50 Duro Rubber
65340	4 (102)	2 (51)	Steel

*Standard on machine. All include 2 each of 97502 Bearing.

65415 Slack Belt Attachment

- 2" (51 mm) x 36" (915 mm).
- Specialized contact arm assembly allows slack polishing of workpieces up to 20" (508 mm) diameter.



Accessories for Models 65750-65753

66643 Slack Belt Attachment

- 2" (51 mm) x 48" (122 cm).
- Specialized contact arm assembly allows slack polishing of workpieces up to 20" (508 mm) diameter.



Accessories for Model 66402

Contact Wheel Assembly Parts (Sold Separately)



66402 Tool Post Grinder Contact Wheels

Part Number	Diameter Inch (mm)	Width Inch (mm)	Face Material
66429	4 (102)	1-1/2 (38)	50 Duro Plain Neoprene
66430	4 (102)	1-1/2 (38)	70 Duro Plain Neoprene
66431	4 (102)	1-1/2 (38)	90 Duro Plain Neoprene
66432	4 (102)	1-1/2 (38)	70 Duro Serrated Neoprene
66433	4 (102)	1-1/2 (38)	90 Duro Serrated Neoprene

66439 Mount

- Allows offset tool installation for "facing" passes.



ABRASIVE MACHINERY

SuperFinisher

Slow-Speed Microfinishing Machine




COOLANT FILTRATION
PAGE 203

ACCESSORIES
PAGE 203

Achieves Consistent, Repeatable Finishes

FOR MICROFINISHING ROLLS
1"-4" wide (25 mm-102 mm)
SEE PAGE 287

ABRASIVE MACHINERY



SuperFinisher achieves repeatable high-quality finishes on cylindrical parts and rolls. Moving microfinishing rolls as slowly as 1/16" per minute, finishes are achieved of less than 1 Ra, and are repeatable at any time! Ideal on tungsten carbide, chilled iron, stainless steel, tool steel, forged steel, chrome plating, nickel, brass, copper, aluminum, epoxy, thermal spray, composites, stone, ceramics, polyurethane, rubber and nylon. For industries including steel mills, paper mills, textiles, aluminum rolls, film extruders, decorative stainless, copper foil electron-deposition and more.

Adjustable Abrasive Roll Feed

Adjustable from 1/6" to 1-1/2" per minute, allowing abrasive to be fully consumed, eliminating waste of expensive abrasives.

Adaptable Control Box

Mounts on back or side of SuperFinisher or remotely with optional 15' flexible conduit for optimal customization to your lathe.

Locking Controls

Control knobs lock to maintain exact repeatability. Also reduces the possibility of setting changes if machine is bumped.

Precision Air Pressure Regulator

Ensures a uniform contact force between the workpiece and roller.

5" Diameter Contact Wheel

Allows 2" shoulder clearance on workpiece.

Changeable Contact Wheels

1", 2", 3" and 4" wide Contact Wheels are mountable for a variety of applications.

Mounting Bracket

Has ground face for easier setup. **Mounts to lathe in less than 5 minutes!**

Maintenance Hour Meter

Allows operator to see when to grease bushings on the oscillating head, extending the service life of unit.

Features & Benefits

Model 64000 115 Volt Model 64001 230 Volt

- Mounts to standard machine shop lathes in 5 minutes!
- Constantly advances new abrasive at a speed from 1/16" to 1-1/2" per minute.
- Precision air pressure regulator ensures a uniform contact force between the workpiece and roller.
- Abrasive speeds as low as 1/16" means utilizing all the abrasive, extending the abrasive life and eliminating re-use of roll with possible variance in finish. Designed with new diamond abrasives in mind.
- Replaces polishing steps – using diamond super-abrasives and lapping film, finishes less than 1 Ra are attainable.
- Compact design makes the unit easier to fit onto almost any size lathe, and provides good visibility of workpiece.
- Balanced oscillating head with adjustable 0-15 cycles/second for smooth operation.
- Front-of-lathe or back-of-lathe mounting configuration for user preference or lathes without reverse rotation.
- No tools needed to change abrasive rolls. Simple pneumatic clamping mechanism for quick abrasive changes.
- GFI protection.

Model Number	Length Inch (mm)	Width Inch (mm)	Height Inch (mm)	Machine Weight Pound (kg)	Motor hp (W)	Oscillation Amplitude	Electrical Volts / Phase / Hz	Air Inlet Thread	Abrasive Advance Inch (mm) Per Minute
64000	32 (813)	13 (330)	18 (457)	115 (52.16)	.5 (373)	1/4"	115 / 1 / 60	1/4" NPT	1/16 (1.53) - 1-1/2 (38)
64001	32 (813)	13 (330)	18 (457)	115 (52.16)	.5 (373)	1/4"	230 / 1 / 60	1/4" NPT	1/16 (1.53) - 1-1/2 (38)
64003	32 (813)	13 (330)	18 (457)	115 (52.16)	.5 (373)	1/4"	230 / 1 / 50	1/4" NPT	1/16 (1.53) - 1-1/2 (38)

SuperFinisher Accessories

Contact Wheel Assemblies



Wheel Duro	1" wide (25 mm)	2" wide (51 mm)	3" wide (76 mm)	4" wide (102 mm)
50	63980	63983	63986	63989
70	63981	63984	63987	63990
90	63982	63985	63988	63991

15' Extended Length Conduit

Part No. 63979

- Use to mount control box remotely.
- Order a quantity of 2 for 30' length (maximum).
- Factory installed.



Coolant Filtration System

Superfinishing requires very clean coolant. If the coolant is not filtered, the grinding residue will act as an abrasive slurry, which can affect the final finish. Dynabrade's 68000 Coolant Filtration System filters the coolant to 1 μ , eliminating this problem.

Model 68000 115 Volt, 1 Phase

Model 68100 230 Volt, 1 Phase

Model 68101 230 Volt, 3 Phase

- 120 Volt System for easy hookup.
- 2-stage filters to prevent 1-micron filter from clogging prematurely.
- 40 gallon tank – removable for cleaning.
- Unit on casters for easy portability.
- Compact construction.
- Transparent Tank for viewing coolant level.
- Easy access for changing filters.
- Self-priming Centrifugal Pump.
- GFI protection.



Replacement Filters

66631

- 1-micron Disposable Filter Cartridge.

66635

- 5-micron Disposable Filter Cartridge.



Model Number	Motor hp (W)	Flow Rate Per Minute	Voltage	Phase	Frequency	Weight Pound (kg)	Length Inch (mm)	Height Inch (mm)	Width Inch (mm)
68000	.5 (373)	1.5 gal.	115	1	60 Hz	103 (46.7)	36 (914.4)	28 (711.2)	28 (711.2)
68100	.5 (373)	1.5 gal.	230	1	60 Hz	103 (46.7)	36 (914.4)	28 (711.2)	28 (711.2)
68101	.5 (373)	1.5 gal.	230	1	50 Hz	103 (46.7)	36 (914.4)	28 (711.2)	28 (711.2)



SOURCE CAPTURE SYSTEMS

Downdraft Sanding Tables	205	Conversion Kits, Swivel Adapters, Accessories	218
Metal Capture Downdraft Table	207	Dust Collection Receptacles, Self-Contained Systems.....	219
Metal Capture Downdraft Station	208	Downdraft Table Replacement Filters, Respirator Masks.....	220
Electric Portable Vacuum System	209	Random Orbital Sander Overskirt Shrouds	220
Electric Industrial Portable Vacuum	211	Disc Sander Vacuum Shrouds, Conversion Kits	221
Electric Portable Vacuum Accessories	214	Pencil Grinder Vacuum Shrouds	221
Pneumatic Portable Vacuum System	215		
Vacuum Hoses & Cuffs.....	216		



Downdraft Sanding Tables

Eliminate Airborne Dust and Contaminants While Sanding

Products on this page
not available in Europe.

(See page 206 for
European models.)

For Use with Non-Metallic Surfaces Only

Standard Duty Tables

Model 64201 Working Area of 33" W x 41" L

Model 64699 Working Area of 33" W x 60" L

Model 64700 Working Area of 36" W x 72" L

- Ideal for use with vacuum or non-vacuum tools.
- Dual filtration – accepts MERV 8 pleated paper filters, 20" W x 25" L. (Models 64201 and 64699 include two filters; model 64700 includes three.) See page 220.
- Each model also includes one pre-filter blanket.
- Rhino Linings® coated tabletop surface is durable and anti-slip.
- 5" diameter casters allow easy maneuverability of table.
- Two handy storage compartments for tools and accessories.
- Two convenient dust-tight electric outlets.



See Downdraft Table Replacement
Filters on page 220

Heavy Duty Table

Model 64657 Working Area of 48" W x 96" L

- Includes eight 20" x 25" paper filters (64658) and four 16" x 25" paper filters (64659).
- Dual filtration – pre-filter blanket and MERV 8 paper filters. (See page 220.)
- Up to 70% more filter area than competitive brands.
- High quality reverse incline blowers. Heavy duty TEFC twin electric motors.
- Base unit is all-metal construction with CNC milled 3/4" MDF tabletop.
- Anti-static, anti-slip mat (64970) is included, and available separately. Optional 5" diameter casters also available.



Model Number	Motor hp	Volts/Hz	Phase	Air Flow	Current Amps	Working Area Width Inch (mm)	Working Area Length Inch (mm)	Height Inch (mm)	Shipping Weight Pound (kg)
64201	1	115/60	1	3,000 CFM	13	33 (838)	41 (1,041)	36 (914)	275 (125)
64699	1	115/60	1	3,000 CFM	13	33 (838)	60 (1,524)	36 (914)	285 (129)
64700	1	115/60	1	3,000 CFM	13	36 (914)	72 (1,829)	36 (914)	365 (166)
64657	1.5 (Dual)	115/60	1	7,000 CFM	15	48 (1,219)	96 (2,438)	37 (940)	970 (440)
64205	1	230/60	1	3,000 CFM	7	33 (838)	41 (1,041)	36 (914)	275 (125)
64206	1	230/60	1	3,000 CFM	7	33 (838)	60 (1,524)	36 (914)	285 (129)
64207	1	230/60	1	3,000 CFM	7	36 (914)	72 (1,829)	36 (914)	365 (166)
64208	1	230/60	3	3,000 CFM	4	33 (838)	41 (1,041)	36 (914)	275 (125)
64209	1	230/60	3	3,000 CFM	4	33 (838)	60 (1,524)	36 (914)	275 (125)
64210	1	230/60	3	3,000 CFM	4	36 (914)	72 (1,829)	36 (914)	365 (166)
63208	1	460/60	3	3,000 CFM	2	33 (838)	41 (1,041)	36 (914)	275 (125)
63209	1	460/60	3	3,000 CFM	2	33 (838)	60 (1,524)	36 (914)	285 (129)
63210	1	460/60	3	3,000 CFM	2	36 (914)	72 (1,829)	36 (914)	365 (166)
64493	1	220/50	1	3,000 CFM	13	33 (838)	41 (1,041)	36 (914)	275 (125)
64490	1	220/50	1	3,000 CFM	13	33 (838)	60 (1,524)	36 (914)	285 (129)
64492	1	220/50	1	3,000 CFM	13	36 (914)	72 (1,829)	36 (914)	365 (166)

Additional Specifications: Sound Level 72 dB(A); 64657 – 75 dB(A)

Downdraft Sanding Tables

Available in EUROPEAN COUNTRIES ONLY

*For Use with Non-Metallic Surfaces Only.
Eliminates Airborne Dust and Contaminants While Sanding.*

Standard Duty Tables

Model 64202

Working Area of 84 cm x 104 cm (33" x 41")

Model 64203

Working Area of 84 cm x 152 cm (33" x 60")

Model 64204

Working Area of 91 cm x 183 cm (36" x 72")

- Eliminates airborne dust and contaminants while sanding.
- Easy to clean and a very mobile solution for all work areas.
- Ideal for using non-vacuum, central vacuum, or self-generated portable vacuum tools.
- Rhino Linings® coated tabletop surface is durable and anti-slip.
- Dual filtration system – accepts MERV 8 pleated paper filters (see page 220).



SOURCE CAPTURE SYSTEMS

Downdraft Table Accessory Pack

Model 22070

- Option sold separately or already mounted on the Downdraft Table.
- The air manifold requires only one incoming airline and has 6 outgoing air plugs from the manifold, allowing up to 6 tools to be connected. No need to disconnect one tool in order to use a second tool, saving operation time.
- The Filter-Regulator-Lubricator (FRL) ensures that uncontaminated air is supplied to motors of pneumatic tools. Lubrication through the air supply reduces friction and wears in components of air motors.
- Includes On/Off air valve, 10681 Filter-Regulator-Lubricator, Air Manifold fitted with four 64689 1/4" air couplers, two 98270 3/8" air couplers, two 22057 vacuum ports, and all fittings and screws required for assembly.



Downdraft Tables Mounted with Accessory Pack

Model 64192 Working Area of 84 cm x 104 cm (33" x 41")

- Downdraft Table 64202 mounted with accessory pack Model 22070.

Model 64193 Working Area of 84 cm x 152 cm (33" x 60")

- Downdraft Table 64203 mounted with accessory pack Model 22070.

Model 64194 Working Area of 91 cm x 183 cm (33" x 72")

- Downdraft Table 64204 mounted with accessory pack Model 22070.

Accessory Pack
Model 22070
Mounted to 64194
Downdraft Table



Model Number	Motor W	Volts/Hz	Phase	Vacuum Suction	Sound Level	Working Area Width	Working Area Length	Height	Standard Duty Shipping Weight*
64202/64192	550 W (.75 hp)	230/50	1	1900 CFM	72 dB(A)	84 cm (33")	104 cm (41")	91 cm (36")	120 kg (264.5 lb.)
64203/64193	550 W (.75 hp)	230/50	1	1900 CFM	72 dB(A)	84 cm (33")	152 cm (60")	91 cm (36")	130 kg (286.6 lb.)
64204/64194	550 W (.75 hp)	230/50	1	1900 CFM	72 dB(A)	91 cm (36")	183 cm (72")	91 cm (36")	150 kg (330.7 lb.)

*Shipping weight of Tables with Accessory Pack: 64192 – 125.2 kg (276 lb.); 64193 – 135.2 kg (298 lb.); 64194 – 155.2 kg (342 lb.)

Metal Capture Downdraft Table

Capture Combustible Metal Grinding Particles in Water

Ideal for Capturing Aluminum or Titanium Dust.

Utilized in Aircraft & Military Operations, Refineries, Foundries, More.

Meets These NFPA Requirements:

- Interlock Pneumatic Valve with Blower and Time-Delay. Tools operate only when Downdraft Table is running!
- Class II, Group E Explosion-Proof Motor
- Aluminum Top for Non-Spark Work Surface
- Non-Spark Aluminum Blower on Collector's Clean-Air Side
- Automatic Water Level Control
- Vented Sump (Main Tank)
- Low Voltage Control
- Lockable Fused Power Disconnect



**WATCH
Table
at Work!**




Model 64400

SOURCE CAPTURE SYSTEMS

Features & Benefits:

Models 64400 – 64405

- Working area of 36" wide x 60" long accommodates large work pieces.
- Includes casters for easy maneuvering; casters also lock securely into place.
- Choice of models that direct exhaust down, up, or to the side.
- Overload protection / fused disconnect for safety.
- Sturdy 12-gauge construction.
- Includes shields for both sides and back of table.
- Work piece capacity / load rating of 2,000 pounds.
- 42 gallon capacity; 1,800 CFM at 4" static pressure.
- Easy system maintenance. No paper filters to replace!



Remove the back and side shields to allow use with oversized workpieces.

CE certification is pending for European countries. Please contact us for availability.

Model Number	Motor hp	Volts	Phase	Frequency	CFM	Exhaust Direction	Current Amps	Working Area Width Inch (mm)	Working Area Length Inch (mm)	Height Inch (mm)	Shipping Weight Pound (kg)
64400	3	230	3	60 Hz	1,800	Down	6	36 (914)	60 (1,524)	33 (838)	700 (318)
64402	3	230	3	60 Hz	1,800	Up	6	36 (914)	60 (1,524)	33 (838)	700 (318)
64404	3	230	3	60 Hz	1,800	Side	6	36 (914)	60 (1,524)	33 (838)	700 (318)
64401	3	460	3	60 Hz	1,800	Down	3.3	36 (914)	60 (1,524)	33 (838)	700 (318)
64403	3	460	3	60 Hz	1,800	Up	3.3	36 (914)	60 (1,524)	33 (838)	700 (318)
64405	3	460	3	60 Hz	1,800	Side	3.3	36 (914)	60 (1,524)	33 (838)	700 (318)

Additional Specifications: Sound Level 85 dB(A)

Metal Capture Downdraft Station

Entraps Combustible Filings & Dust in Air/Water Mixing Zone

Ideal for Capturing Aluminum or Titanium Dust.

Utilized for Aircraft Maintenance, Medical Implants, Foundries, More.

Meets These NFPA Requirements:

- Interlock Pneumatic Valve with Blower and Time-Delay. Tools operate only when Downdraft Table is running!
- Class II, Group E Explosion-Proof Motor
- Aluminum Top for Non-Spark Work Surface
- Non-Spark Aluminum Blower on Collector's Clean-Air Side
- Automatic Water Level Control
- Vented Sump (Main Tank)
- Low Voltage Control
- Lockable Fused Power Disconnect



**WATCH
Station
at Work!**

Features & Benefits:

Models 64300, 64304, 64350, 64354

- Greatly decreases potential flammability of work area, when removing material from volatile substances.
- Models 64300/64304 include working area 18" wide x 36" long.
- Models 64350/64354 include larger working area of 26" wide x 36" long.
- Unique "tabletop" design is available only from Dynabrade!
- Sturdy stainless steel construction, with powder coat finish.
- 25 gallon capacity; 1,000 CFM.
- Overload protection / fused disconnect for safety.
- Requires no tools to access internal compartment.
- Optional side shields are available.
- Easy system maintenance. No paper filters to replace!

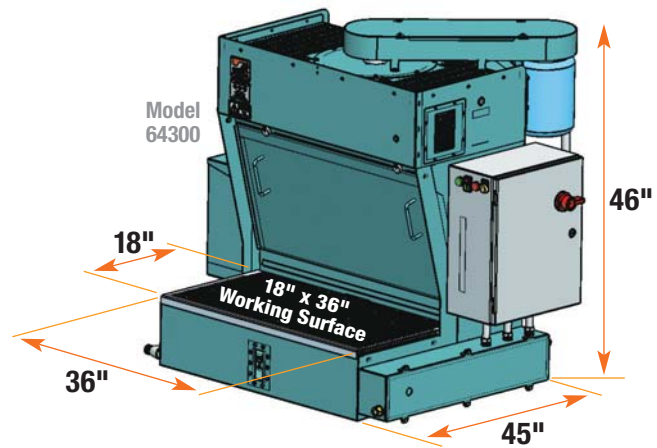
Optional Accessories:

64331 Side Shield Kit

- Increases dust capture when disc grinding.

64330 Front & Side Shield Kit

- Includes clear panel to enclose work zone.



CE certification is pending for European countries. Please contact us for availability.

Model Number	Motor hp	Volts	Phase	Frequency	CFM	Current Amps	Sound Level	Working Area (W x L) Inch (mm)	Shipping Weight Pound (kg)
64300	1	230	3	60 Hz	1,000	3	85 dB(A)	18 x 36 (457 x 914)	461 (209)
64350	1	230	3	60 Hz	1,000	3	85 dB(A)	26 x 36 (660 x 914)	518 (235)
64304	1	460	3	60 Hz	1,000	1.5	85 dB(A)	18 x 36 (457 x 914)	461 (209)
64354	1	460	3	60 Hz	1,000	1.5	85 dB(A)	26 x 36 (660 x 914)	518 (235)

Electric Portable Vacuum System

Connect and Operate Two Tools Simultaneously

For Vacuuming on Non-Metallic Surfaces Only

Models 61300-61311

- Choose from 9.9 (36 liters) or 17 gallon (64 liters) models. Dry vacuum only.
- Two-tool setup: two pneumatic outlets and two vacuum hose ports.
- Heavy-duty stainless steel drum. Drum can be removed for special applications or locations.
- 100 CFM vacuum flow.
- Electric configurations available for use outside USA – see chart below.
- HEPA filtration (0.3 micron) with felt insert and paper bag.
- Variable vacuum control; max flow internal pneumatic workings.
- Electronic thermal protection device prevents heat overload of motor.
- Includes disposable paper bag, which fits inside steel drum for convenient collection/disposal of debris. (Reorder part number 64682 for 9.9 gal. [36 L] vacuum; part number 80076 for 17 gal. [64 L] vacuum.)
- 7.5' (229 cm) water static lift/230 mbar vacuum.
- Two lightweight coaxial hoses, 1-1/4" (32 mm) dia. x 20' (6 m) long (see page 210).
- Auto on/off switch, 26' (8 m) electrical cord.
- UL (United States and Canada), CE and GOST approved/listed.
- Features Dynabrade's Composite-Style Couplers and Vacuum Hose Swivel Adapter.



SOURCE CAPTURE SYSTEMS



See Portable Vacuum Accessories on Page 214!

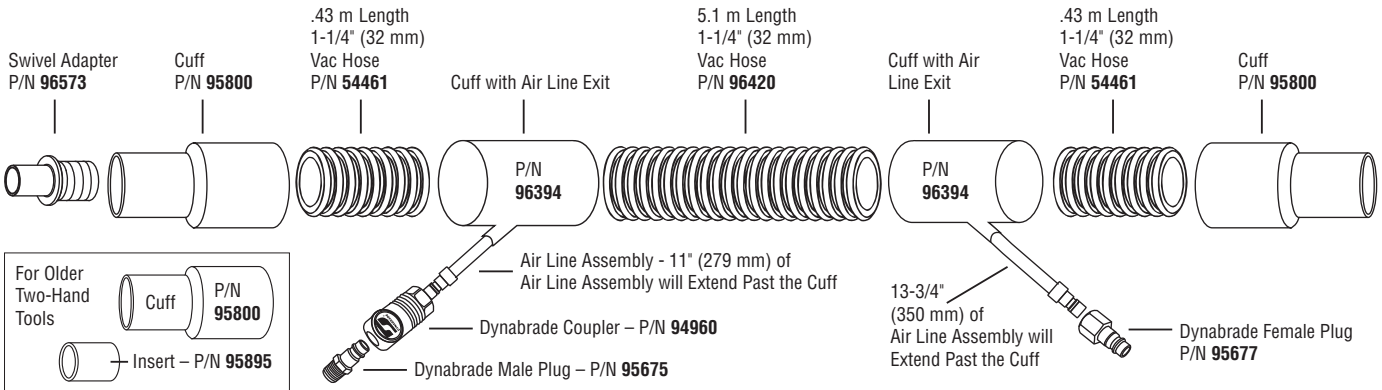
Model Number	Tank Size Gallon (Liter)	Voltage/Frequency	Watts	Plug (Region)	Tool Air Pressure PSIG (Bar)	Water Static Lift Inch/cm/mbar	Sound Level	Shipping Weight Pound (kg)	Height Inch (mm)	Width Inch (mm)
61300	9.9 (36)	120V/60 Hz	1,300	US (US/Canada)	90 (6.2)	90/229/224	76 dB(A)	48.4 (22)	38-1/2 (98)	20-7/8 (53)
61301	17 (64)	120V/60 Hz	1,300	US (US/Canada)	90 (6.2)	90/229/224	76 dB(A)	61.6 (28)	44-7/8 (114)	27-5/8 (70)
61302	9.9 (36)	230V/50 Hz	1,400	UK (UK)	90 (6.2)	90/229/224	76 dB(A)	48.4 (22)	38-1/2 (98)	20-7/8 (53)
61303	17 (64)	230V/50 Hz	1,400	UK (UK)	90 (6.2)	90/229/224	76 dB(A)	61.6 (28)	44-7/8 (114)	27-5/8 (70)
61304	9.9 (36)	110V/60 Hz	1,300	UK (UK)	90 (6.2)	90/229/224	76 dB(A)	48.4 (22)	38-1/2 (98)	20-7/8 (53)
61305	17 (64)	110V/60 Hz	1,300	UK (UK)	90 (6.2)	90/229/224	76 dB(A)	61.6 (28)	44-7/8 (114)	27-5/8 (70)
61306	9.9 (36)	230V/50 Hz	1,400	CEE7/XVII (Europe)	90 (6.2)	90/229/224	76 dB(A)	48.4 (22)	38-1/2 (98)	20-7/8 (53)
61307	17 (64)	230V/50 Hz	1,400	CEE7/XVII (Europe)	90 (6.2)	90/229/224	76 dB(A)	61.6 (28)	44-7/8 (114)	27-5/8 (70)
61308	9.9 (36)	230V/50 Hz	1,400	None (International)	90 (6.2)	90/229/224	76 dB(A)	48.4 (22)	38-1/2 (98)	20-7/8 (53)
61309	17 (64)	230V/50 Hz	1,400	None (International)	90 (6.2)	90/229/224	76 dB(A)	61.6 (28)	44-7/8 (114)	27-5/8 (70)
61310	9.9 (36)	220V/60 Hz	1,400	(Far East)	90 (6.2)	90/229/224	76 dB(A)	48.4 (22)	38-1/2 (98)	20-7/8 (53)
61311	17 (64)	220V/60 Hz	1,400	(Far East)	90 (6.2)	90/229/224	76 dB(A)	61.6 (28)	44-7/8 (114)	27-5/8 (70)

Coaxial Vacuum Hose Assembly

For Dynabrade Portable Vacuum Models 61300-61311

Part No. 94941

1-1/4" Diameter x 20' Long (32 mm x 6 m)

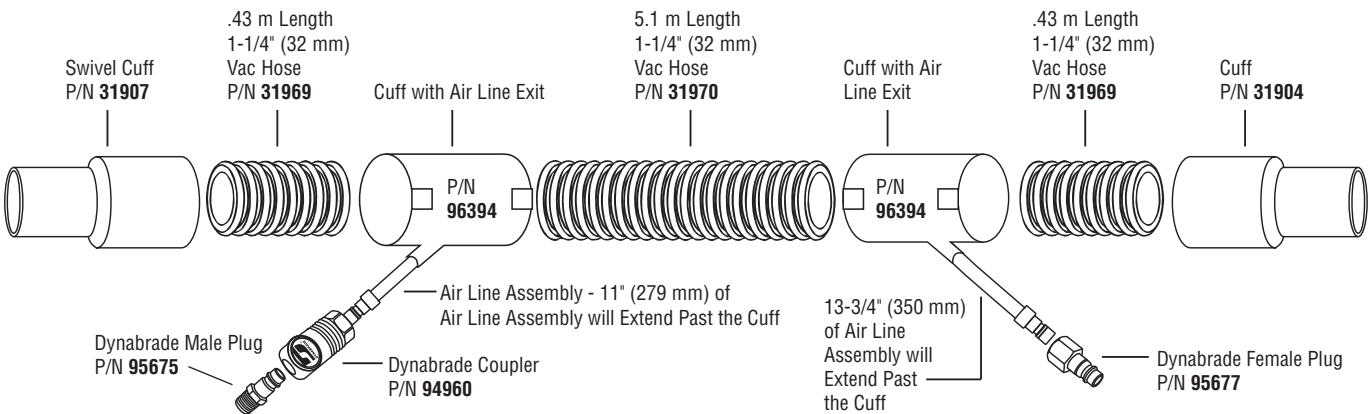


Conductive Vacuum Hose Assemblies

For Dynabrade Portable Vacuum Models 61300-61311

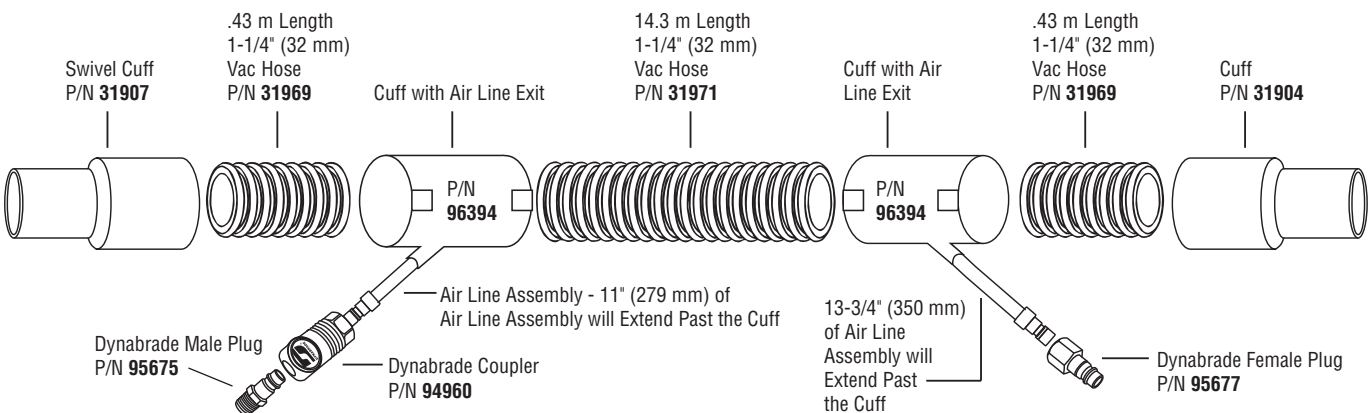
Part No. 31962

1-1/4" Diameter x 20' Long (32 mm x 6 m)



Part No. 31963

1-1/4" Diameter x 50' Long (32 mm x 15 m)



Electric Industrial Portable Vacuum

Industrial Quality, for Dry or Wet Applications

For Vacuuming on Non-Metallic Surfaces Only

Model 61500

- Captures dust and debris for cleaner, safer workplace.
- Includes HEPA Filter Assembly, certified 99.97% efficient at 0.3 microns.
- **Allows use of two tools simultaneously!** Includes 31960 Conductive Hose Assembly with conductive Y-hose adapter, conductive dual hose and cuffs, plus dual air lines. (All accessories also sold separately.)
- 10 gallon (38 liter) dry capacity; 12 gallon (45 liter) wet capacity.
- 120 CFM vacuum flow.
- Sealed motorhead design protects motor components from dust, ensuring longer life.
- Three-position switch for automatic start-up of tool, or manual operation.
- 10-second “power down” delay allows debris to be cleared from hose after tool deactivation.
- Convenient warning light indicates filter needs replacing.
- Large 10 gallon (38 liter) paper filter collection bag.
- Sturdy 20 gallon (76 liter) stainless steel tank.



SOURCE CAPTURE SYSTEMS

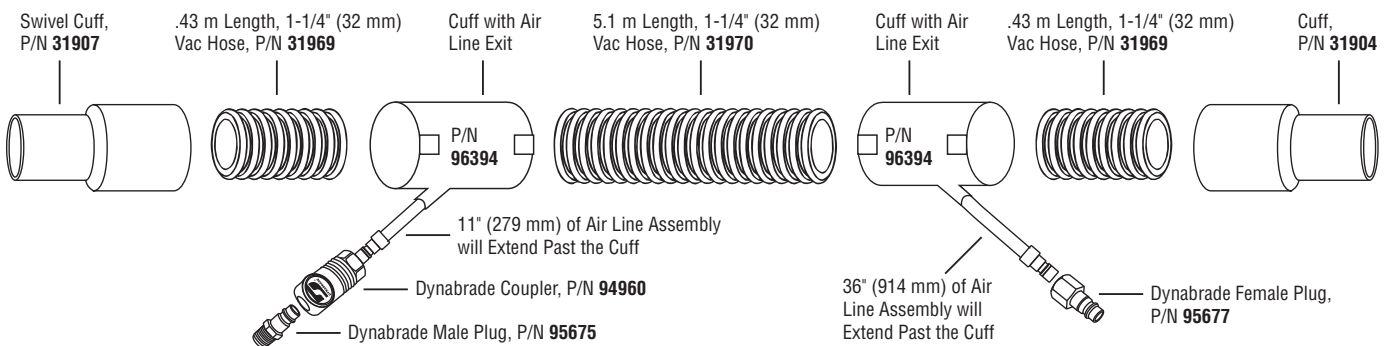
Model Number	Dry Capacity Gallon (Liter)	Wet Capacity Gallon (Liter)	Voltage/Frequency	Watts	Plug (Region)	Air Pressure PSIG (Bar)	Water Static Lift Inch/cm	Weight Pound (kg)	Height Inch (mm)
61500	10 (38)	12 (45)	115V/50-60 Hz	1,400	USA/Canada/Mexico	90 (6.2)	88 (224)	64 (29)	40 (102)

Conductive Vacuum Hose Assembly

For Use With 61500 Industrial Portable Vacuum

Part No. 31960

1-1/4" Diameter x 20' Long (32 mm x 6 m)



Electric Portable Vacuum System

Available in EUROPEAN COUNTRIES ONLY

For Vacuuming on Non-Metallic Surfaces Only

- Ready for connection to Dynabrade vacuum-ready tools, these systems efficiently remove dust and debris, while providing versatility and portability.
- Dry vacuum only. Heavy duty stainless steel drum.
- Two-tool setup: two pneumatic outlets and two vacuum hose ports.
- HEPA filtration (0.3 micron) with felt insert and paper bag
- Classified in the dust class "M" in accordance with the European Standard EN 60335-2-69.
- Variable vacuum control.
- Electronic thermal protection device prevents heat overload of motor.
- Heavy duty four-wheel trolley with easy tilt 'n clean drum. Drum can be removed for special applications or locations.
- Disposable paper bag fits inside steel drum for convenient collection/disposal of debris. One disposable paper bag included with vacuum. Part number 64682 for 36 L (9.9 gal.) vacuum; part number 80076 for 64 L (17 gal.) vacuum.
- Max flow internal pneumatic workings.
- 2.3 m (7.5') water static lift/230 mbar vacuum.
- Two lightweight coaxial hoses, 32 mm (1-1/4") dia. x 6 m (19.7') long.
- Auto on/off switch, 8 m (26-1/4') electrical cord.
- UL (United States and Canada), Gost and CE approved/listed.
- All models feature Dynabrade Composite-Style Couplers for maximum air flow to tools and easy connect/disconnect by single push-button action.
- Also includes Vacuum Hose Swivel Adapter. Lightweight vacuum hose connection swivels to add flexibility to your vacuum hose connection.



Model 61296



Model 61297



NOTE: Dynabrade Portable Vacuum is to be used only when working on non-metallic surfaces.

Model Number	Capacity Liter (Gal.)	Voltage/Frequency	Watts	Water Static Lift cm/Inch/mbar	Plug (Region)	Sound Level	Air Pressure Bar (PSIG)	Shipping Weight	Height cm (Inch)	Width cm (Inch)
61292	36 (9.9)	230V/50 Hz	1,400 W	229/90/230	UK (G-B)	76 dB(A)	6.2 (90)	22 kg (48.4 lb.)	98 (38-1/2)	53 (20-7/8)
61294	36 (9.9)	110V/60 Hz	1,300 W	229/90/230	UK (G-B)	76 dB(A)	6.2 (90)	22 kg (48.4 lb.)	98 (38-1/2)	53 (20-7/8)
61296	36 (9.9)	230V/50 Hz	1,400 W	229/90/230	CEE7/XVII (Europe)	76 dB(A)	6.2 (90)	22 kg (48.4 lb.)	98 (38-1/2)	53 (20-7/8)
61293	64 (17)	230V/50 Hz	1,400 W	229/90/230	UK (G-B)	76 dB(A)	6.2 (90)	28 kg (61.6 lb.)	114 (44-7/8)	70 (27-5/8)
61297	64 (17)	230V/50 Hz	1,400 W	229/90/230	CEE7/XVII (Europe)	76 dB(A)	6.2 (90)	28 kg (61.6 lb.)	114 (44-7/8)	70 (27-5/8)

Vacuum Cartridge Filter

- For use with European Portable Vacuum.

Part No. 80040

HEPA Cartridge Filter

- True HEPA filtration is recognized as one of the most efficient air filtration methods available and has been proven to remove airborne particles.
- Our HEPA Cartridge Filter is certified 99.97% efficient in capturing 0.3 micron respirable-size-particles. (One micron equals 1 millionth of a meter.)



Pre-Filters

- For use with European Portable Vacuum.
- Made of Polypropylene.
- Creates a "Faraday" cage around the HEPA filter.
- Prevents clogging.

Part No. 80041

- Pre-Filter used for 36L model Vacuum Systems.

Part No. 80039

- Pre-Filter used for 64L model Vacuum Systems.



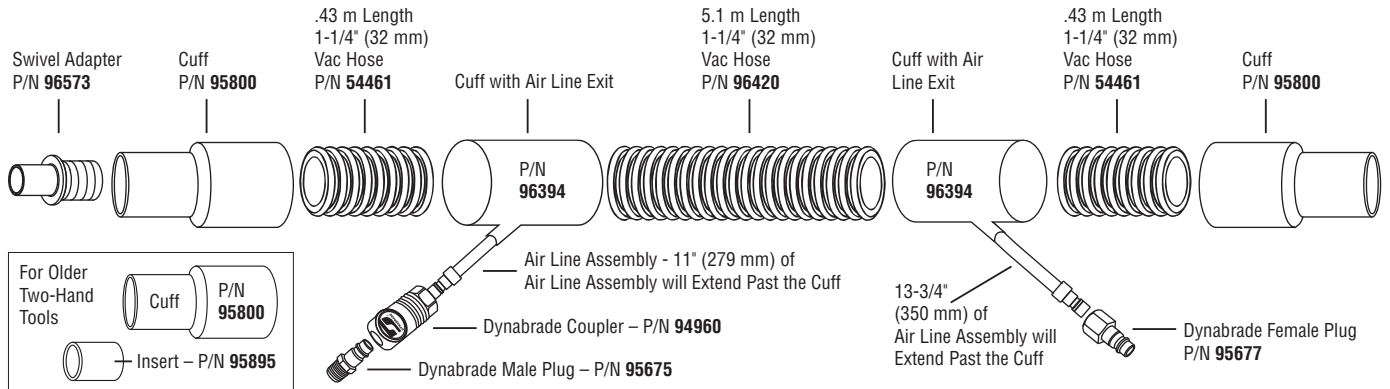
Coaxial Vacuum Hose Assemblies

For EUROPEAN Portable Vacuum Systems

For use with Dynabrade Vacuum Systems

Part No. 94941

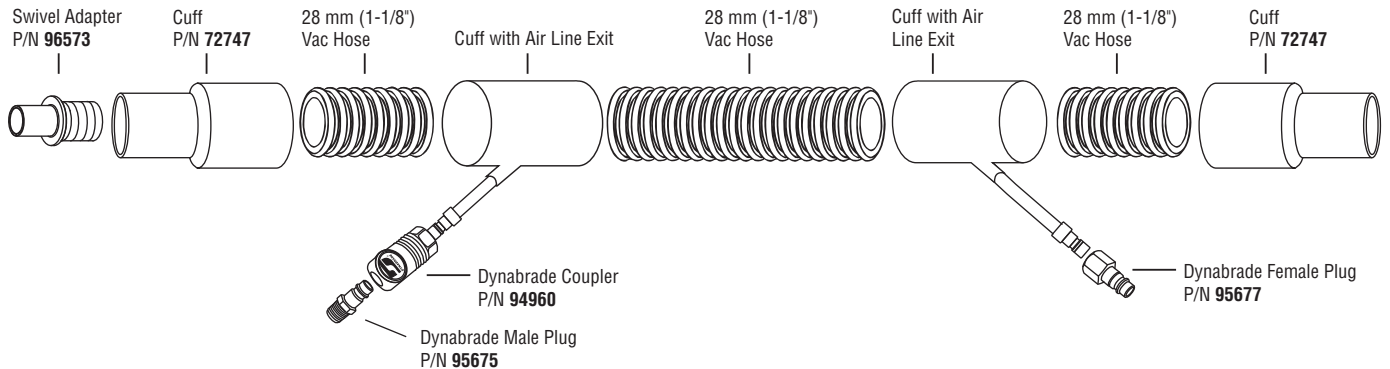
- Standard 32 mm (1-1/4") dia. x 6 m (20') Long Coaxial Vacuum Hose Assembly.



For use with Dynabrade Vacuum Systems

Part No. 72745

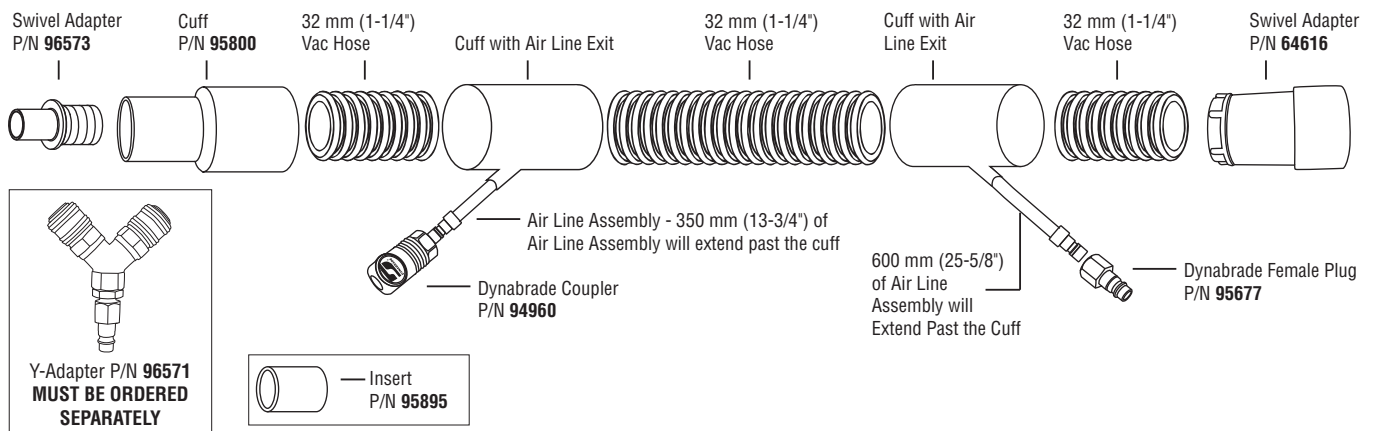
- Standard 28 mm (1-1/8") dia. x 6 m (20') Long Coaxial Vacuum Hose Assembly.



For use with Non-Dynabrade Vacuum Systems

Part No. 94943

- Optional 32 mm (1-1/4") dia. x 6 m (20') Long Coaxial Vacuum Hose Assembly.



SOURCE CAPTURE SYSTEMS

Electric Portable Vacuum Accessories

Customize Your Portable Electric Vacuum System

Vacuum Tray

Part No. 96567

9.9 gallon (36 liters)

- A convenient, heavy duty storage tray for work-related items.
- Shown with optional **96581 Hanger**, ideal for hanging vacuum hoses.



Part No. 96563

17 gallon (64 liters)

SOURCE CAPTURE SYSTEMS

Replacement Brushes

Part No. 80057 110 V - 60 Hz.

- Quantity of two.

Part No. 80058 230 V - 50 Hz.

- Quantity of two.



Wall Mount Bracket

Part No. 96534

- Keep vacuum off floor for convenient storage.



Vacuum Cleaning Kit

Part No. 96558

- Includes 6' (1.8 m) long x 1-1/4" (32 mm) dia. vacuum hose, curved handle and two extension pipes along with round brush, crevice tool and coarse dirt nozzle attachments.
- For use with all electric portable vacuums.



Vacuum Edge Guard

Part No. 61361

- Non-marring protective edge allows vacuum unit to be placed on finished surfaces.
- For use with 9.9 gallon (36 litres) models only.



Conductive "Y" Connector & Inlet

- Parts are carbon-impregnated to shield operator from electrostatic discharge (ESD).

Part No. 31968

Conductive "Y" Connector

- Connects two tools to vacuum simultaneously. (64686 Non-Conductive "Y" Connector also available.)



31968

Part No. 31964

Conductive Inlet

- Allows attachment of "Y" Connector to Portable Vacuum.



31964

Cartridge Filters for Portable Vacuum Systems

- For Vacuum Models 61300-61311

Part No. 64683

Paper Cartridge Filter

- Cartridge filtration capturing one-micron respirable-size particles.



Part No. 64684

HEPA Cartridge Filter

- True HEPA filtration is recognized as one of the most efficient air filtration methods available and has been proven to remove airborne particles.
- Our HEPA Cartridge Filter is certified 99.97% efficient in capturing 0.3 micron respirable-size-particles. (One micron equals 1 millionth of a meter.)



Locking-Front Wheel Assembly

Part No. 80051

- Lock vacuum in place with the simple ease of a push-lock system.



Pneumatic Portable Vacuum System

For Use With Dynabrade Vacuum Tools

For Vacuuming on Non-Metallic Surfaces Only

Model 64625

- Powerful industrial vacuum for commercial use, particularly where use of electric equipment is hazardous or where electric supply is not available.
- Connect and operate two tools simultaneously.
- 10 gal. (37.8 liters) capacity; developed to be safe and portable.
- Top of the vacuum head is designed to work as a shelf to hold air tools, sandpaper, etc.
- 100 CFM vacuum flow.
- The filter element is water resistant and washable.
- Also accepts optional 64630 HEPA Filter.
- Includes a set of five dust bags (Part No. 64627). Also sold separately.
- USA Government National Stock Number 7910015614879.

Model 64635

- Includes two 64639 Conductive Coaxial Hose Assemblies.



Model 64625 10 Gallon/37.8 Liter, Dry Air-Powered Vacuum.

SOURCE CAPTURE SYSTEMS

Model Number	Capacity Gallon (Liter)	Air Inlet Pressure PSIG (Bar)	Air Consumption SCFM (L/Min)	Static Lift Inch of water / cm of water / mbar	Sound Level	Shipping Weight Pound (kg)	Height Inch (mm)	Width Inch (mm)
64625	10 (37.8)	80 (5.5)	35 (991)	57 / 145 / 142	73 dB(A)	48.4 (22)	44 (1,118)	19 (483)
		90 (6.2)	37 (1,048)	60 / 152 / 149				
		95 (6.6)	41 (1,161)	67 / 170 / 167				
		100 (6.9)	44 (1,246)	70 / 178 / 174				
		105 (7.2)	45 (1,274)	73 / 185 / 182				
		110 (7.6)	47 (1,331)	76 / 193 / 189				

Disposable Bags

For Dynabrade Electric & Pneumatic Portable Vacuum Systems

Part No.	Description	For Use With
50692	1-2 Micron (400/case)	95575 Bag 'n Box System and 54288 Bag 'n Box System
50693	1-2 Micron (24/pkg.)	95575 Bag 'n Box System and 54288 Bag 'n Box System
64682	5 Micron (10/pkg.)	Portable Vacuum Models 61300, 61302, 61304, 61306 and 61308
80076	5 Micron (10/pkg.)	Portable Vacuum Models 61301, 61303, 61305, 61307 and 61309
64627	Plastic (12/pkg.)	Portable Vacuum Model 64625
62004	5 Micron (12/pkg.)	Portable Vacuum Model 61500
64601	5 Micron (5/pkg.)	Portable Vacuum Model 64600 (discontinued)
64606	5 Micron (5/pkg.)	Portable Vacuum Model 64605 (discontinued)



Non-Conductive Vacuum Hoses

Configurations to Match Various Systems

Ideal for Use with Dynabrade Vacuum Tools and Portable Vacuum Systems



Hose Diameter	Part No.	Length	Cuffs
3/4" (19 mm)	52036	2-1/2' (76 cm)	1
	50834	5' (152 cm)	2
	95729	Specify - up to 50' (15-1/4 cm)	0*
1" (25 mm)	50638	18" (46 cm)	2
	50682	6' (183 cm)	2
	95596	4-1/2' (137 cm)	1
	95709	10' (305 cm)	2
	95395	Specify - up to 50' (15-1/4 cm)	0**
1-1/4" (32 mm)	54201	4-1/2' (137 cm)	0
	54202	6' (183 cm)	2
	54205	Specify - up to 50' (15-1/4 cm)	0
1-1/2" (38 mm)	95847	Specify - up to 50' (15-1/4 cm)	0

*NOTE: Optional 95602 Factory-Installed Cuffs available

**NOTE: Optional 95599 Factory-Installed Cuffs available



Vacuum Hose Reduction Assembly

96580 – Non-Conductive

31945 – Conductive

2" (51 mm) Non-Thread Tool Connection to
1-1/4" (32 mm) Vacuum Connection



- For connecting tools with 2" (51 mm) vacuum port to Dynabrade Portable Vacuum.
- Use to connect Dynabrade 8" (203 mm) dia. Central Vacuum Random Orbital and Gear-Driven Sanders.

Conductive Vacuum Hoses & Cuffs

Carbon-Impregnated to Shield Operator from Electrostatic Discharge (ESD)

Ideal for Use with Dynabrade Vacuum Tools and Portable Vacuum

- **Conductive Vacuum Hoses & Cuffs** shield operator from ESD, by surrounding the static charge and safely conducting it to ground.
- Conductive parts are carbon-impregnated and have **no wearable coating**. They provide permanent protection for the life of the hose or cuff.



Conductive Vacuum Hoses

Specify Length – up to 50' (15-1/4 cm)

Hose Diameter / Length	Part No.
1-1/4" (specify length)	31920
1" (specify length)	31921
1-1/2" (specify length)	31923
1" dia. x 6' long	31924
3/4" (specify length)	31925

Conductive Hose Cuffs

Connection (To Hose / To Tool)	Part No.
1" Thread / 1" Non-Thread	31900
1-1/2" Thread / 1" Non-Thread	31901
1-1/4" Thread / 1" Non-Thread	31902
1-1/4" Thread / 1-1/4" Non-Thread	31904
1-1/4" Thread / 1-1/4" Non-Thread - Swivel	31905
1-1/4" Thread / 1" Non-Thread - Swivel	31907
3/4" Thread / 3/4" Non-Thread	31908
1" Thread / 1-1/4" Non-Thread	31909
1-1/2" Thread / 1-1/4" Thread - Swivel	31914
1-1/2" Thread / 2" Non-Thread	31915
3/4" Thread / 1" Non-Thread	97180

Non-Conductive Vacuum Hose Cuffs

Configurations to Match Various Systems

Ideal for Use with Dynabrade Vacuum Tools and Portable Vacuum Systems

Part Number	Connection to Vacuum Hose	Hose Cuff	Connection to Vacuum Tool
95601	3/4" Thread		3/4" Non-Thread
95396	1" Thread		1" Non-Thread
54208	1" Thread		1-1/4" Non-Thread
95894	1-1/4" Thread		1" Non-Thread
			<i>Includes 95895 Insert to mount to tool's vacuum outlet directly</i>
96006	1-1/4" Thread		1" Non-Thread
		<i>Swivel Cuff</i>	
			<i>Includes 95895 Insert to mount to tool's vacuum outlet directly</i>
96004	1-1/4" Thread		1-1/4" Non-Thread
		<i>Swivel Cuff</i>	
95800	1-1/4" Thread		1-1/4" Non-Thread
			<i>Includes 95895 Insert to mount to tool's vacuum outlet directly</i>
96412	1-1/4" Thread		1-1/4" Thread
		<i>Use to connect two 1-1/4" (32 mm) hoses</i>	

Part Number	Connection to Vacuum Hose	Hose Cuff	Connection to Vacuum Tool
96300	1-1/4" Thread		1-1/4" Thread
		<i>Includes water line port</i>	
96414	1-1/4" Thread		1-1/2" Non-Thread
96103	1-1/2" Thread		1" Non-Thread
			<i>Includes 95895 Insert to mount to tool's vacuum outlet directly</i>
96104	1-1/2" Thread		1" Non-Thread
		<i>Keeps the air line out of the way</i>	
96102	1-1/2" Thread		1-1/4" Non-Thread
			<i>Includes 95895 Insert to mount to tool's vacuum outlet directly</i>
95699	1-1/2" Thread		1-1/4" Non-Thread
97051	1-1/2" Thread		2" Non-Thread
95700	2-1/4" Thread		1-1/4" Non-Thread
		<i>Includes 95699 Cuff Adapter and 95698 Swivel Cuff (2" [51 mm])</i>	
95698	2-1/4" Thread		2" Non-Thread
		<i>Swivel Cuff</i>	

SOURCE CAPTURE SYSTEMS

(See page 216 for Non-Conductive Vacuum Hoses)

Vacuum Conversion Kits

For Dynabrade Random Orbital Sanders

- Pad diameter determines which kit is right for your tool.
- Conversion Kit allows user to change tool into desired vacuum configuration.



Pad Diameter	Converts Tool To	Kit Part Number
3-1/2" (89 mm)	Self-Generated Vacuum	57118
3-1/2" (89 mm)	Central Vacuum	57119
5" (127 mm)	Self-Generated Vacuum	57120
5" (127 mm)	Central Vacuum	57121
6" (152 mm)	Self-Generated Vacuum	57122
6" (152 mm)	Central Vacuum	57123

Vacuum Hose Swivel Adapters

SWIVELS for Tool Maneuverability

- Ideal for Dynabrade Random Orbital Sanders.
- 1" (25 mm) connection to tool.

Part No. 96572
1" Swivel Adapter

- 1" (25 mm) connection to vacuum hose.

Part No. 96573
1-1/4" Swivel Adapter

- 1-1/4" (32 mm) connection to vacuum hose.



Vacuum Hose Assemblies/Accessories

Vacuum Hose/Air Line Assembly

Part No. 95820
1" (25 mm) Dia. x 10' (3 m) Long

- For use with Dynabrade Random Orbital Sanders.
- 95709 Flex Hose: 1" (25 mm) x 10' (3-1/4 m) long with cuffs.
- 95816 Air Line: 1/4" (6 mm) dia. x 11' (3.375 m) long
- 95362 Rubber Connectors.



Vacuum Hose Cover

Part No. 95986
5' (1.5 m) Long Cloth Cover

- Covers air line and vacuum hose (not included).
- Eliminates damage from hose dragging on the work surface.



Rubber Connectors

Part No. 95362
(5/pkg.)

- Used to strap tool air line to tool's vacuum hose for easy "all-in-one" maneuverability.



Dust Collection Receptacles & Self-Contained Dust Collection Systems

Easily Attach to Dynabrade Self-Generated Vacuum Tools

Mini-Reusable Felt Bag

Part No. 50694

- 11" (279 mm) long x 3" (76 mm) wide. End opens up - no need to remove bag from tool when emptying.
- One-micron filter rating. Bag traps over 99% of vacuum particles one micron or larger.



Reusable Felt Bags

- 14-1/2" (368 mm) long x 7-1/2" (191 mm) wide.
- One-micron filter rating. Bag traps over 99% of vacuum particles one micron or larger.



Part No. 50683

Hook-Face Closure

Part No. 56304

Zipper-Lock Closure



Durable Box Receptacle

Part No. 95575

- A pre-punched hole accepts 1" (25 mm) diameter Dynabrade vacuum hoses.
- Houses paper vacuum bag. Reorder bags in quantities of 400 (50692), or 24 (50693).



Mini-Flex-Hose System

Part No. 54284

- 95580 Air Line 1/4" (6 mm) dia. x 28" (711 mm) long.
- 50638 Flex-Hose 1" (25 mm) dia. x 18" (457 mm) long.
- 50694 Mini-Reusable Felt Bag.



6' (1.8 m) Long Flex-Hose Systems

1" (25 mm) dia. 50682 Flex-Hose

Part No. 50617

- Includes 50683 Bag with hook-face closure.

Part No. 56303

- Includes 56304 Bag with zipper-lock closure.

1-1/4" (32 mm) dia. 54202 Flex-Hose

Part No. 54218

- Includes 50683 Bag with hook-face closure.

Part No. 54219

- Includes 56304 Bag with zipper-lock closure.



"Bag-in-Box" System

Part No. 54290

- Includes: 95361 Air Line, 5' (1.5 m) long, 50682 Flex-Hose (1" [25 mm] dia. x 6' [1.8 m] long) and 95575 Durable Box Receptacle (to house bag and store tool).
- Sample paper bag included. Paper bag reorder: 50692 (400/case) or 50693 (24/pkg.)



"Bag-In-Bag" System

Part No. 54288

- 50692 Disposable Vacuum Bag fits inside reusable 50697 Mesh-Style Bag, which attaches to operator's belt for added maneuverability.
- Includes: 50682 Flex Hose (1" [25 mm] dia. x 6' [1.8 m] long), 95361 Air Line (1/4" 96 mm dia. x 5' [1.5 m] long) and 94996 Belt Strap.



HEPA "Bag-In-Bag" System

Part No. 54500

- Includes 56327 HEPA Bag (.03 micron filtration), which fits inside durable mesh bag. System attaches to operator's belt loop, allowing full mobility.
- HEPA Dust Seal™ securely traps all contents, even as bag is disconnected.
- Also includes 50682 Flex Hose (1" [25 mm] dia. x 6' [1.8 m]), 95361 Air Line (1/4" [6 mm] dia. x 5' [1.5 m]) and 94996 Belt Strap.
- HEPA Bags sold separately, and in 56332 Ten-Pack or 56333 Case (250 Bags).



SOURCE CAPTURE SYSTEMS

Downdraft Table Replacement Filters

For Use with Dry Downdraft Sanding Tables

Filters for Standard Duty Tables (Pages 205-206)

Part Number	Filter Description	Dimensions (W x L x D)	Filter Quantity in Table (33" x 41" and 33" x 60")	Filter Quantity in Table (36 x 72")
64671	Pleated Panel Filter	20" x 25" x 2"	2	3
64672	Class I Non-Flammable	20" x 25" x 2"	2	3
64985	Pre-Filter Blanket	30" x 39" x 1/2"	1	N/A
64986	Pre-Filter Blanket	30" x 59" x 1/2"	N/A	1



Filters for 64657 Heavy Duty Table (Page 205)

Part Number	Filter Description	Dimensions (W x L x D)	Filter Quantity (in Table 64657)
64658	Pleated Panel Filter	20" x 25" x 1"	8
64659	Pleated Panel Filter	16" x 25" x 1"	4
64987	Pre-Filter Blanket	48" x 96" x 1/2"	1

SOURCE CAPTURE SYSTEMS

Respirator Masks from Dynabrade

Filter Out Airborne Particles for Cleaner, Safer Workplace!

- Dynabrade's new Respirator Masks help filter out airborne particles. Ideal for workplaces where grinding, sanding, deburring and buffing take place.
- N95 – NIOSH approved. N95 rating indicates the mask blocks 95% of particles 0.3 microns in size and larger!
- Both styles are double-strapped and feature adjustable nosepiece for added comfort.
- 15462 Mask includes Exhalation Valve, which allows exhaled air to exit without outside air returning into valve.
- Masks are packaged 20 per box.



Overskirt Shrouds

For Dynabrade Random Orbital Sanders

Overskirt Shrouds

- Has built-in vacuum port.
- Replace standard lip-seal shrouds in seconds.
- Protects pad edges when working near workpiece sides.



Part No.	Pad Diameter	Tool Compatibility
57084	3" (76 mm)	Random Orbital Sanders
	3-1/2" (89 mm)	
57086	5" (127 mm)	Random Orbital Sanders
56063	5" (127 mm)	Wet Random Orbital Sanders
57087	6" (152 mm)	Random Orbital Sanders
56065	6" (152 mm)	Wet Random Orbital Sanders

Overskirt Shroud Conversion Kits

- All-in-one kit allows conversion of non-vacuum tools to self-generated or central vacuum tools.
- For use on 5" (127 mm) or 6" (152 mm) Dynorbital-Spirit® and Dynorbital® Supreme sanders.



Part No.	Pad Diameter	Conversion Type
57556	5" (127 mm)	Self-Generated Vacuum
57557	5" (127 mm)	Central Vacuum
57558	6" (152 mm)	Self-Generated Vacuum
57559	6" (152 mm)	Central Vacuum

Vacuum Shrouds for Disc Sanders

Replacement Shrouds for Vacuum Disc Sanders (pages 85-88)

2" (51 mm) Diameter Vacuum Shroud

Part No. 52742

- For use with 2" Vacuum Disc Sanders.
- Lightweight, flexible, non-marring.
- Clear urethane allows optimum view of work surface.
- Accommodates optional abrasive discs, 2" (51 mm) in diameter.



3" (76 mm) Dia. Vacuum Shrouds

50789 Trimmed Shroud

- For use with 3" Vacuum Disc Sanders.
- Lightweight, flexible, non-marring.
- Clear urethane, with "view port" for optimum work surface visibility.
- For use with optional coated abrasive and non-woven nylon discs.



50771 Standard Shroud

- For use with 3" Vacuum Disc Sanders.
- Lightweight, flexible, non-marring.
- Clear urethane, with "view port" for optimum work surface visibility.
- For use with optional bristle-type discs.
- May also be trimmed for customized use.



Disc Sander Vacuum Conversion Kits

Converts 3" (76 mm) Dia. Non-Vacuum Disc Sander to Central Vacuum

For Use with Models 48530, 48531, 48532 (page 74)

54603 Conversion Kit *Trimmed Shroud*

- Includes 50789 Trimmed Shroud, vacuum hose, swivel hose cuff assembly with 1-1/4" (38 mm) port, hose clamp.



54602 Conversion Kit *Standard Shroud*

- Includes 50771 Standard Shroud, vacuum hose, swivel hose cuff assembly with 1-1/4" (38 mm) port, hose clamp.



Vacuum Shrouds for Pencil Grinders

Replacement Shrouds for Vacuum Pencil Grinders (page 50)


51739 Standard Shroud

- Lightweight, flexible, non-marring Vacuum Shroud.
- For use with Dynabrade standard (non-extension) Pencil Grinders.
- Shroud opening of 1-3/8" (35 mm) allows capture of dust and contaminants.



51785 Extension Shroud

- Lightweight, flexible, non-marring Vacuum Shroud.
- For use with Dynabrade Extension Pencil Grinders.
- Shroud opening of 1-3/4" (44 mm) allows capture of dust and contaminants.





AIR TOOL ACCESSORIES

AIR TOOL ACCESSORIES

Air Line Assemblies - Flexible, Swivel-Style	226	Foam-Backed Sanding Pads	240
Air Line Assemblies - Lightweight	225	Gear-Driven Sanding Pads	234
Air Line Fittings	227	Handles for Various Tools	253
Air Motor Tune-Up Kits	267	Hanger for Right Angle Denibber	241
Arbors, Accessories	248	Hangers for Various Tools	253
Bench Mount	255	Interface Pads, Pad Conversions	238
Buffing Pads, Hook-Face	239	Leveling Jacks	252
Carbide Burrs	251	Mini-Dynorbital® Disc Pads	240
Contact Wheels & Assemblies	256	Mini-Dynorbital® Sanding Heads	241
Couplers, Coupler/Plug Assemblies	228	Mini-Dynorbital® Sanding Pads	241
Disc Sanding Pads & Assemblies	242	Pneumatic Wheels, Accessories	243
Drop-In Motors	265	Portable Wet Tank Assembly	255
Dynabug®, Dynabug® II, Dynabug® "Model T" Pads	237	Random Orbital Sanding Pads, Overview	229
Dynacushion® Pneumatic Wheels	244	Random Orbital Sanding Pads, Vinyl-Face	230
Dynafine® Sanding Pads	236	Random Orbital Sanding Pads, Hook-Face	231
Dynaflex Expander Wheels	246	Random Orbital Sanding Pads, Specialty	232
DynaJet In-Line Blow Guns	224	Random Orbital Sanding Pads, Additional	233
Dynaline Sanding Pads	235	Random Orbital / Gear-Driven Sanding Pads	235
DynaMitt Sanding Glove	253	RED-TRED® Eraser Disc, Accessories	247
Dynaswivel® Air Line Connectors	223	Safety-Lock Throttle Levers	253
DynaWheel Pneumatic Wheels	245	Slotted Wheels	246
DynaZip Accessories, Overhose Assemblies	247	Threaded Adapters	250
Dynūba, Lubricants and Grease	254	Wet/Dry Sander Disc Pads	240
File Board Sanding Pads	239		
Filter-Regulator-Lubricator	224		
Finesse Sanding Creme & Glaze	255		

Dynaswivel® Air Line Connectors

Never Fight an Air Tool Again! For Use with Most Air Tools



- The Dynaswivel® is a “universal-joint” that connects portable air tools to an air line.
- It improves tool maneuverability, minimizes operator fatigue and extends hose life.
- Patented; works great on air tools or paint guns.

Non-Marring Composite Construction

Double Pivot

- Swivels 360° AT TWO PIVOT POINTS allowing the air hose to drop directly to the floor while providing superb tool handling.

94300



Double Pivot, Flow Control

- Swivels 360° AT TWO PIVOT POINTS allowing the air hose to drop directly to the floor while providing superb tool handling.
- Fingertip air-flow control dial.



94407

Display Pak (96177)

- Includes countertop display box and ten 94300 Dynaswivel® Connectors.

Part Number	Thread Size	Flow Control	Air Flow Range SCFM (L/Min)	Weight oz. (kg)
94300*	1/4" NPT	No	up to 33 (935)	2.15 (.06)
94407**	1/4" NPT	Yes	up to 46 (1,303)	2.40 (.08)

*USA Government National Stock Number 4730012932930

**USA Government National Stock Number 4730015023159

Aluminum and Stainless Steel Construction

Single Pivot

- Right angle “single-pivot” swivels 360° at one location.
- Designed to permit air hose to extend horizontally away from tool while allowing 360° tool maneuverability.
- Great for stationary equipment.



95590

Part Number	Thread Size	Air Flow Range SCFM (L/Min)	Weight lb. (kg)
95590	1/4" NPT	up to 25 (708)	0.11 (0.05)
95591	3/8" NPT	26-45 (736-1,275)	0.26 (0.12)
95592	1/2" NPT	46-65 (1,303-1,841)	0.46 (0.21)

Aluminum and Stainless Steel Construction

Double Pivot

- Swivels 360° AT TWO PIVOT POINTS allowing the air hose to drop directly to the floor while providing superb tool handling.

95460



Double Pivot, Flow Control

- Swivels 360° AT TWO PIVOT POINTS allowing the air hose to drop directly to the floor while providing superb tool handling.
- Finger-tip air-flow control dial.

95734



Part Number	Thread Size	Flow Control	Air Flow Range SCFM (L/Min)	Weight lb. (kg)
95852	1/8" Male x 25 1/4" NPT Female	No	up to 25 (708)	0.18 (0.08)
95460*	1/4" NPT	No	up to 25 (708)	0.20 (0.09)
95734	1/4" NPT	Yes	up to 25 (708)	0.24 (0.11)
95461	3/8" NPT	No	26-45 (736-1,275)	0.40 (0.18)
95462	1/2" NPT	No	46-65 (1,303-1,841)	0.80 (0.36)
95690	3/4" NPT	No	above 65 (1,840)	1.50 (0.68)

Ball-Swivel Plug

Part No. 97016

Plug “swivels” for great tool maneuverability!

- 97016 Ball-Swivel Plug offers 53° conical range of motion, for added tool maneuverability and operator comfort.
- A natural fit with Dynabrade palm-style Random Orbital Sanders!
- Ported plug design allows air flow of up to 74 SCFM (2,095 L/Min).



97016

- Maximum air pressure of 90 PSIG (6.2 Bar).

DynaJet In-Line Blow Guns

Clean Off Work Surfaces Without Disconnecting

Part No. 94467 *Safety Tip Design*


- Only connect once... permanently mounts between coupler and air hose to purge air line of water and contaminants before starting up air tools.
- Durable aluminum construction, weighs only 2 oz. (0.06 kg).
- Reduces line pressure down to 30 PSIG (2 Bar).
- Meets O.S.H.A. requirements of special relief hole in nozzle, which limits pressure to 30 PSIG (2 Bar) when dead-ended and used on an air line of 150 PSIG (10.3 Bar) or less.



Part Number	Thread Size	Weight	Recommended Air Flow Range SCFM (L/Min)
94467	1/4" Female NPT	0.06 kg	up to 35 SCFM (991 L/Min)

10.3 Bar (150 PSIG) maximum

Proper Installation for DynaJet Blow Gun Connection



Filter-Regulator-Lubricator

Cost-Effective Maintenance for Air Supply Systems

Filter-Regulator-Lubricator

- Unit has modular connections with mounting brackets for easy installation.

Part Number	Air Inlet Thread
10681	1/2" NPT



Filter-Regulator

- Unit has modular connections with mounting brackets for easy installation.

Part Number	Air Inlet Thread
10677	1/2" NPT



Regulator-Lubricator

- Unit has modular connections with mounting brackets for easy installation.

Part Number	Air Inlet Thread
10679	1/2" NPT



FRL Flow Characteristics

Air Flow SCFM (L/Min)	Pressure Drop Across FRL PSI (Bar)
15 (425)	2.0 (.14)
30 (850)	3.0 (.21)
45 (1,274)	6.0 (.41)
60 (1,699)	7.0 (.48)
75 (2,124)	8.0 (.55)

Filter

- Five-micron filter element is standard.
- Manual push-button drain easily discharges contaminants.

Part Number	Air Inlet Thread
10671	1/2" NPT



Regulator

- Compensation built into unit responds faster to changes in incoming pressure and flow.
- Built-in PSI pressure dial gauge.

Part Number	Air Inlet Thread
10673	1/2" NPT



Lubricator

- Built-in check valve permits tool to be filled with oil without having to turn off air pressure.
- Adjustable oil drop to meter amount of oil into air system.

Part Number	Air Inlet Thread
10675	1/2" NPT



Each unit includes two bushings for easy conversion to 3/8" NPT.

Additional Specifications: Maximum Operating Pressure 145 PSIG.

Lightweight Air Line Assemblies

Cost-Effective Air Tool Connections • 8 mm and 10 mm I.D.

Lightweight Air Lines – 8 mm I.D.

- Air lines are 66% lighter than conventional hoses!
- Great flexibility and tool maneuverability, reducing operator fatigue.
- Lines include “non-crimp” fittings (see below), ensuring air line integrity.
- Narrow bending radius prevents “choking” of air tool.

Part Number	Length Feet (Meters)	Line I.D.	Line O.D.	Fittings Included
94861	2 (.6)	8 mm	12.7 mm	Female (1/4") / Male (1/4")
94874	5 (1.5)	8 mm	12.7 mm	Male (1/4") / Male (1/4")
94863	5 (1.5)	8 mm	12.7 mm	Female (1/4") / Male (1/4")
94851	12 (3.7)	8 mm	12.7 mm	Male (1/4") / Male (1/4")
94852	12 (3.7)	8 mm	12.7 mm	Female (1/4") / Male (1/4")
94876	25 (7.6)	8 mm	12.7 mm	Male (1/4") / Male (1/4")
94892	25 (7.6)	8 mm	12.7 mm	Female (1/4") / Male (1/4")
94853	50 (15)	8 mm	12.7 mm	Male (1/4") / Male (1/4")
94854	50 (15)	8 mm	12.7 mm	Female (1/4") / Male (1/4")
94860	328 (100)	8 mm	12.7 mm	not included*
96569	Specify	8 mm	12.7 mm	not included*

*Installed fittings may be ordered: 96491 – Female (1/4") / Male (1/4")
96497 – Male (1/4") / Male (1/4")



8 mm Air Lines are ideal for connecting to Filter-Regulator-Lubricator (page 224)

Lightweight Air Line – 8 mm I.D. (with Dynaswivel®)

- Air line is 66% lighter than conventional hoses!
- Great flexibility and tool maneuverability, reducing operator fatigue.
- Line includes “non-crimp” fittings (see below), ensuring air line integrity.
- Narrow bending radius prevents “choking” of air tool.

Part Number	Length Feet (Meters)	Line I.D.	Line O.D.	Fittings Included
94855*	5 (1.5)	8 mm	12.7 mm	Male (1/4") / Male (1/4")

*Includes 94300 Composite Dynaswivel®. See page 223.



Lightweight Air Lines – 10 mm I.D.

- Air lines are 66% lighter than conventional hoses!
- Great flexibility and tool maneuverability, reducing operator fatigue.
- Lines include “non-crimp” fittings (see below), ensuring air line integrity.
- Narrow bending radius prevents “choking” of air tool.

Part Number	Length Feet (Meters)	Line I.D.	Line O.D.	Fittings Included
94856	5 (1.5)	10 mm	15 mm	Male (1/4") / Male (1/4")
94857	12 (3.7)	10 mm	15 mm	Male (1/4") / Male (1/4")
94858	25 (7.6)	10 mm	15 mm	Male (1/4") / Male (1/4")
94859	164 (50)	10 mm	15 mm	not included*
94865	Specify	10 mm	15 mm	not included*

*Fittings may be ordered separately. See page 227.



Reusable Fittings

"Non-Crimp" Design Ensures Air Line Integrity

Part Number	Connects to Inside Diameter	Connection Thread
94897	8 mm	1/4" NPT Male
94898	10 mm	1/4" NPT Male



Air Line Assemblies

Cost-Effective Air Tool Connections • Flexible and Swivel-Style

Flexible Air Lines – 1/4" I.D.

Part Number	Length Feet (Meters)	Line I.D.	Fittings Included
95580	28" (711 mm)	1/4"	Female (1/4") / Male (1/4")
95361	5 (1.5)	1/4"	Female (1/4") / Male (1/4")
95816	10 (3)	1/4"	Female (1/4") / Male (1/4")
95807	Specify	1/4"	not included*



*Installed fittings may be ordered: 95938 – Female (1/4") / Male (1/4")

Flexible Air Lines – 3/8" I.D.

Part Number	Length Feet (Meters)	Line I.D.	Fittings Included
95771	40" (1,016 mm)	3/8"	Female (1/4") / Male (1/4")
96339	5 (1.5)	3/8"	Female (1/4") / Male (1/4")
11292	8 (2.5)	3/8"	Male (1/4") / Male (1/4")
96323	10 (3)	3/8"	Female (1/4") / Male (1/4")
95101	Specify	3/8"	not included*



*Fittings may be ordered separately. See page 227.

Flexible Air Line – 1/2" I.D.


Part Number	Length Feet (Meters)	Line I.D.	Fittings Included
95870	5 (1.5)	1/2"	Female (1/2") / Male (1/2")



Swivel Air Lines – 1/4" O.D.

Part Number	Length Feet (Meters)	Line O.D.	Fittings Included
96217	3 (0.9)	1/4"	Female (1/4") / Male (1/4")
96218	3 (0.9)	1/4"	Female (1/4") / Male (1/8")
96219	6 (1.8)	1/4"	Female (1/4") / Male (1/4")
96220	6 (1.8)	1/4"	Female (1/4") / Male (1/8")
96221	Specify	1/4"	not included*

*Fittings may be ordered separately. See page 227.



Swivel Air Lines – 3/8" O.D.

Part Number	Length Feet (Meters)	Line O.D.	Fittings Included
96222	3 (0.9)	3/8"	Female (1/4") / Male (1/4")
96223	6 (1.8)	3/8"	Female (1/4") / Male (1/4")
96224	Specify	3/8"	not included*

*Fittings may be ordered separately. See page 227.

Air Line Fittings

Cost-Effective Air Tool Connections

Press-On Fittings (for Swivel Air Lines Only)


Part Number	Connects to Inside Diameter	Connection Thread
96225	1/4"	1/4" NPT Female
96226	1/4"	1/4" NPT Male
96227	1/4"	1/8" NPT Male
96228	3/8"	1/4" NPT Female
96229	3/8"	1/4" NPT Male



For use with Swivel Air Lines only (see page 226)

Barbed Fittings

Part Number	Connects to Inside Diameter	Connection Thread
95804	1/4"	1/4" NPT Female
95805	1/4"	1/4" NPT Male
95806	1/4"	Ferrule
96320	8 mm	1/4" NPT Male
96321	8 mm	1/4" NPT Female
96305	8 mm	Ferrule
94870	3/8"	1/4" NPT Female
94871	3/8"	1/4" NPT Male
98290	3/8"	3/8" NPT Male Swivel
96409	3/8"	Ferrule




“Mega Flow” Plugs

Ported Design to Prevent Starving of the Air Tool

- Durable zinc-plated steel construction.
- Provides up to twice the air flow of a standard plug design.

Body Size	Part Number	Thread Size (NPT)	Air Flow Range SCFM (L/Min)
1/4"	95675	1/4" Male	Up to 74 (2,095)
	95677	1/4" Female	
	96005	3/8" Male	
3/8"	98263	3/8" Male	Up to 138 (3,900)
	98264	3/8" Female	
1/2"	98271	1/2" Male	Up to 138 (3,900)
	98272	1/2" Female	



Speed Control Dial

Connects Directly to Air Tool

Hose and Tool Connections	Part Number	Air Flow Range SCFM (L/Min)
1/4" NPT	95745	Up to 25 (708)
3/8" NPT	95746"	Up to 26-45 (736-1,274)



Couplers and Coupler/Plug Assemblies


Provide Maximum Air Flow to Tools • Plugs Also Sold Separately

Steel and Brass Couplers

- Durable nickel-plated steel and brass construction.
- Single action quick-connect by just inserting plug into coupler. Pull back on sleeve of coupler for quick disconnect.



Coupler Body Size	Part Number	Thread Size NPT	Air Flow Range SCFM (L/Min)
1/4"	95674	1/4" Female	Up to 74 (2,095)
	95684	1/4" Male	
3/8"	98261	3/8" Female	Up to 138 (3,900)
	98262	3/8" Male	
1/2"	98269	1/2" Female	Up to 138 (3,900)
	98270	1/2" Male	



Coupler/Plug Assemblies

- Assemblies include one coupler and one plug.
- Maximum working pressure: 150 PSIG (10 Bar).
- Temperature Range: -4°F to 212°F (-20°C to 100°C).



Composite-Style Couplers

- Composite-style design provides maximum air flow to tools.
- Heavy duty construction.
- Easy connect/disconnect by single push-button action.
- Shock-proof, low-vibration, crush-resistant.
- Lightweight 1.4 oz. (0.04 kg), non-marring composite material.



Coupler Body Size	Part Number	Thread Size NPT	Air Flow Range SCFM (L/Min)
1/4"	94960	1/4" Female	Up to 54 (1,529)
	94980	1/4" Male	

Safety Couplers

- Unique "Two Step" Safety Disconnect System releases air pressure before tool is disconnected.
- Engineered to minimize air leakage and eliminates "hose whip."
- Aerodynamically-designed valve improves air flow to tool.
- Ergonomically designed for easy one-hand operation.
- Advanced anti-static composite and stainless steel construction; cannot rust or corrode.
- Impact resistant with non-scratch surface.
- Conforms to ISO 4414 standard, and these specifications: 7.2/7.4 European full flow profile.



Coupler Body Size	Part Number	Thread Size NPT	Air Flow Range SCFM (L/Min)
1/4"	97566	1/4" Female	Up to 55 (1,558)
	97567	1/4" Male	

Plugs with Steel and Brass Couplers

Coupler Body Size	Part Number	Coupler Thread Size (NPT)	Plug Body Size	Plug Thread Size (NPT)	Air Flow Range SCFM (L/Min)
1/4"	95676	1/4" Female	1/4"	1/4" Male	Up to 74 (2,095)
	95850	1/4" Female	1/4"	1/4" Female	
	95685	1/4" Male	1/4"	1/4" Male	
	95851	1/4" Male	1/4"	1/4" Female	
3/8"	98265	3/8" Female	3/8"	3/8" Male	Up to 138 (3,900)
	98266	3/8" Female	3/8"	3/8" Female	
	98267	3/8" Male	3/8"	3/8" Male	
	98268	3/8" Male	3/8"	3/8" Female	
1/2"	98273	1/2" Female	1/2"	1/2" Male	Up to 138 (3,900)
	98274	1/2" Female	1/2"	1/2" Female	
	98275	1/2" Male	1/2"	1/2" Male	
	98276	1/2" Male	1/2"	1/2" Female	

Plugs with Black Composite-Style Couplers


Coupler Body Size	Part Number	Coupler Thread Size (NPT)	Plug Body Size	Plug Thread Size (NPT)	Air Flow Range SCFM (L/Min)
1/4"	94990	1/4" Female	1/4"	1/4" Male	Up to 54 (1,529)
	94991	1/4" Female	1/4"	1/4" Female	
	94992	1/4" Male	1/4"	1/4" Male	
	94993	1/4" Male	1/4"	1/4" Female	

Plugs with Safety Couplers

Coupler Body Size	Part Number	Coupler Thread Size (NPT)	Plug Body Size	Plug Thread Size (NPT)	Air Flow Range SCFM (L/Min)
1/4"	97572	1/4" Female	1/4"	1/4" Male	Up to 55 (1,558)
	97573	1/4" Female	1/4"	1/4" Female	
	97574	1/4" Male	1/4"	1/4" Male	
	97575	1/4" Male	1/4"	1/4" Female	

DYNABRADE PREMIUM SANDING PADS

Faster Sanding, Finer Finishes, LOWER COSTS!



Dynabrade Random Orbital Sanding Pads are precision engineered for **ULTRA-SMOOTH** performance and **LONGER LIFE!** Remember to “Ask for the Orange” for the pad advantages that **increase your efficiency and lower your costs:**

- **SINGLE-PIECE Hub Design = LOWEST “Face Run-Out”!**
- **LOWEST “Face Run-Out” = LESS Pad Vibration!**
- **LESS Vibration = EXTENDED Bearing Life, LONGER Tool Life!**
- **LESS Vibration = REDUCED Operator Fatigue!**
- **LESS Vibration = SWIRL-FREE Finishes, FASTER Sanding!**
- **FASTER Sanding = Increased EFFICIENCY, LOWER COSTS!**



SINGLE-PIECE
Hub Design



Pads are perfectly **WEIGHT-MATED** to Dynabrade Random Orbital Sanders, for **LOWEST Vibration Levels!**

BETTER FINISHES, LONGER LIFE, LESS REWORK, HIGHER PROFITS...



Dynabrade Sanding Pads Make the Difference!

With Dynabrade's Exclusive Single-Piece Hub Design!

- Exclusive single-piece hub design reduces pad vibration and ensures smooth performance.
- PREMIUM URETHANE Sanding Pads are perfectly weight-mated to Dynabrade tools, for achieving consistent **swirl-free finishes**.

Ask for the **ORANGE!**



Vinyl-Face Pads

Ideal for PSA-type disc adhesion. Remove abrasive adhesive paper liner and press abrasive to vinyl-face sanding pad. Quick disc removal.



Non-Vacuum Pads

High quality backup pad. Weight-mated for smooth running and minimal tool vibration.



Vacuum Pads

Holes are precisely located to achieve proper alignment with abrasive discs, for optimum vacuum capabilities.



Channel Vacuum Pads

1/8" (3 mm) deep recessed channel. No need to align abrasive holes with pad holes!

AIR TOOL ACCESSORIES

Non-Vacuum Pads

Pad Diameter	Part Number	Thickness	Density
3" (76 mm)	56084	5/8" (16 mm)	Medium
	56086	5/8" (16 mm)	Soft
3-1/2" (89 mm)	56097	5/8" (16 mm)	Soft
	56098	5/8" (16 mm)	Medium
5" (127 mm)	56102	3/8" (10 mm)	Soft
	56106	3/8" (10 mm)	Medium
	56175	5/8" (16 mm)	Medium
	56185	5/8" (16 mm)	Soft
	56273	1/2" (13 mm)	Extra Soft
6" (152 mm)	56103	3/8" (10 mm)	Soft
	56107	3/8" (10 mm)	Medium
	56177	5/8" (16 mm)	Medium
8" (203 mm)	56234	3/8" (10 mm)	Medium

All Pads: 13,000 RPM maximum operating speed; 5/16"-24 male thread. (8" dia. pad mounts with 5 screws. 10,000 RPM max.)



See Sanding Pad Display Packs on Page 233

Vacuum Pads

Pad Diameter	Part Number	Holes	Thickness	Density
3" (76 mm)*	56084	0	5/8" (16 mm)	Medium
	56086	0	5/8" (16 mm)	Soft
3-1/2" (89 mm)*	56097	0	5/8" (16 mm)	Soft
	56098	0	5/8" (16 mm)	Medium
5" (127 mm)	56100	5	3/8" (10 mm)	Soft
	56104	5	3/8" (10 mm)	Medium
	56176	5	5/8" (16 mm)	Medium
	56186	5	5/8" (16 mm)	Soft
	56241	6	3/8" (10 mm)	Medium
	56274	5	1/2" (13 mm)	Extra Soft
6" (152 mm)	56101	6	3/8" (10 mm)	Soft
	56105	6	3/8" (10 mm)	Medium
	56178	6	5/8" (16 mm)	Medium
	56188	6	5/8" (16 mm)	Soft
8" (203 mm)	56235	5	3/8" (10 mm)	Medium

All Pads: 13,000 RPM maximum operating speed; 5/16"-24 male thread. (8" dia. pad mounts with 5 screws. 10,000 RPM max.)

*NOTE: Our 3" (76 mm) and 3-1/2" (89 mm) pads, without holes, can be used for vacuum sanding. Vacuum pick-up is around periphery of pad.

Exclusive Single-Piece Hub Design

- All Dynabrade Sanding Pads feature our exclusive single-piece hub design, which reduces pad vibration and ensures smooth performance!



- Competitive pads have a hub assembled from three separate pieces, which can contribute to pad "wobbling" and uneven sanding – meaning lost time and lost profits!
- "Face Run-Out" of Dynabrade Pads measures only .002 - .005. Competitive pads measure as high as .015 - .040!

Channel Vacuum Pads

Pad Diameter	Part Number	Holes	Thickness	Density
5" (127 mm)	56251	5	3/8" (10 mm)	Soft
	56252	5	3/8" (10 mm)	Medium
	56254	5	5/8" (16 mm)	Medium
	56256	5	5/8" (16 mm)	Soft
6" (152 mm)	56261	6	3/8" (10 mm)	Soft
	56262	6	3/8" (10 mm)	Medium
	56264	6	5/8" (16 mm)	Medium
	56266	6	5/8" (16 mm)	Soft


Hook-Face

Random Orbital Sanding Pads

With Dynabrade's Exclusive Single-Piece Hub Design!

- Exclusive single-piece hub design reduces pad vibration and ensures smooth performance.
- PREMIUM URETHANE Sanding Pads are perfectly weight-mated to Dynabrade tools, for achieving consistent **swirl-free finishes**.


Ask for the **ORANGE!**



Hook-Face Pads


Short nap pads for use with reattachable discs.

Long nap pads for use with non-woven nylon discs.



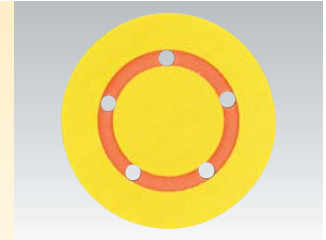
Non-Vacuum Pads

High quality backup pad. Weight-mated for smooth running and minimal tool vibration.



Vacuum Pads

Holes are precisely located to achieve proper alignment with abrasive discs, for optimum vacuum capabilities.



Channel Vacuum Pads

1/8" (3 mm) deep recessed channel. No need to align abrasive holes with pad holes!

Non-Vacuum Pads

Pad Diameter	Part Number	Thickness	Nap	Density
3" (76 mm)	56087	5/8" (16 mm)	Short	Medium
	56090	5/8" (16 mm)	Long	Medium
	56145	1/2" (13 mm)	Short	Medium
3-1/2" (89 mm)	54311	5/8" (16 mm)	Short	Soft
	54313	5/8" (16 mm)	Short	Hard
	54314	5/8" (16 mm)	Long	Medium
5" (127 mm)	54325	3/8" (10 mm)	Short	Medium
	56157	3/8" (10 mm)	Short	Soft
	56180	5/8" (16 mm)	Short	Medium
	56195	5/8" (16 mm)	Short	Soft
	56271	1/2" (13 mm)	Short	Extra Soft
6" (152 mm)	54327	3/8" (10 mm)	Short	Medium
	56158	3/8" (10 mm)	Short	Soft
	56182	5/8" (16 mm)	Short	Medium
	56197	5/8" (16 mm)	Short	Soft
8" (203 mm)	56236	3/8" (10 mm)	Short	Medium

All Pads: 13,000 RPM maximum operating speed; 5/16"-24 male thread. (8" dia. pad mounts with 5 screws. 10,000 RPM max.)

Vacuum Pads

Pad Diameter	Part Number	Holes	Thickness	Nap	Density
3" (76 mm)*	56087	0	5/8" (16 mm)	Short	Medium
	56090	0	5/8" (16 mm)	Long	Medium
	56142	6	1/2" (13 mm)	Short	Medium
3-1/2" (89 mm)*	54311	0	5/8" (16 mm)	Short	Soft
	54313	0	5/8" (16 mm)	Short	Hard
	54314	0	5/8" (16 mm)	Long	Medium
5" (127 mm)	54326	5	3/8" (10 mm)	Short	Medium
	56155	5	3/8" (10 mm)	Short	Soft
	56181	5	5/8" (16 mm)	Short	Medium
	56196	5	5/8" (16 mm)	Short	Soft
	56240	6	3/8" (10 mm)	Short	Medium
	56320	44	3/8" (10 mm)	Short	Medium
	56272	5	1/2" (13 mm)	Short	Extra Soft
6" (152 mm)	54328	6	3/8" (10 mm)	Short	Medium
	56156	6	3/8" (10 mm)	Short	Soft
	56183	6	5/8" (16 mm)	Short	Medium
	56198	6	5/8" (16 mm)	Short	Soft
	56321	52	3/8" (10 mm)	Short	Medium
8" (203 mm)	56322	48	3/8" (10 mm)	Short	Medium
	56327	8	3/8" (10 mm)	Short	Medium

All Pads: 13,000 RPM maximum operating speed; 5/16"-24 male thread. (8" dia. pad mounts with 5 screws. 10,000 RPM max.)

*NOTE: Our 3" (76 mm) and 3-1/2" (89 mm) pads, without holes, can be used for vacuum sanding. Vacuum pick-up is around periphery of pad.

Channel Vacuum Pads

Pad Diameter	Part Number	Holes	Thickness	Nap	Density
5" (127 mm)	56250	5	3/8" (10 mm)	Short	Medium
	56253	5	3/8" (10 mm)	Short	Soft
	56255	5	5/8" (16 mm)	Short	Medium
	56257	5	5/8" (16 mm)	Short	Soft
6" (152 mm)	56260	6	3/8" (10 mm)	Short	Medium
	56263	6	3/8" (10 mm)	Short	Soft
	56265	6	5/8" (16 mm)	Short	Medium
	56267	6	5/8" (16 mm)	Short	Soft

15-Hole Vacuum Pad*

Pad Diameter	Part Number	Holes	Thickness	Nap	Density
6" (152 mm)	54331	15	5/8" (16 mm)	Short	Medium
	56297	15	3/8" (10 mm)	Short	Medium

*NOTE: This pad has unique "8+6+1" hole pattern. It accepts 6" (152 mm) diameter abrasive discs with these hole patterns:

- 6-Hole • 6+1 • 8+1 • 8+6+1 • 21-Hole • Mesh or Multi-Hole

SPECIALTY RANDOM ORBITAL SANDING PADS

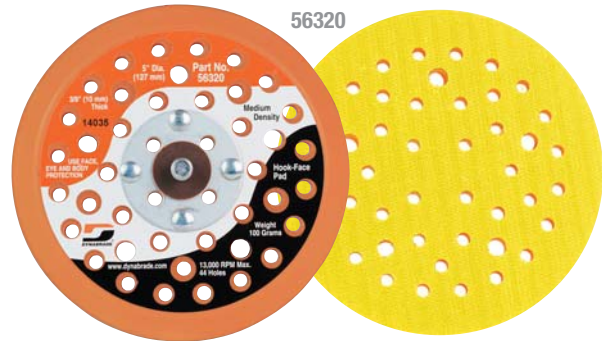
Mesh Abrasive Pads

Multi-Hole Patterns are Compatible with Mesh Abrasive Discs

- For use with Random Orbital Sanders; eliminates “pilling” problems.
- For improved dust-free sanding of body fillers and primer.
- 13,000 max. operating speed; medium density; 5/16"-24 male thread.

Vacuum Pads

Pad Diameter	Part Number	Face	Holes	Thickness	Nap
5" (127 mm)	56320	Hook	44	3/8" (10 mm)	Short
6" (152 mm)	56321	Hook	52	3/8" (10 mm)	Short
8" (203 mm)	56322	Hook	48	3/8" (10 mm)	Short
11" (279 mm)	53997	Hook	15	3/8" (10 mm)	Short



Vacuum and Mesh Conversion Kits

- Transform a Non-Vacuum tool into a Self-Generated Vacuum tool/Mesh Kit.
- Kits include Mesh Abrasive Pad, shroud and conversion parts, bag-in-bag vacuum system, extra disposable vacuum bags and scratch-proof belt strap.

Part No. 58055 5" Diameter Kit

- Includes 56320 Pad (5" diameter).

Part No. 58060 6" Diameter Kit

- Includes 56321 Pad (6" diameter).



Radius Edge Pads

Features Rounded Foam Edge

- For use with Random Orbital Sanders.
- Rounded foam edge of soft density pad conforms to shape of covers and corners.
- Hook-Face attachment is offset from pad edge, allowing abrasive to flex around radius.
- Ideal for use with scalloped-edge abrasives.
- 13,000 maximum operating speed; soft density; 5/16"-24 male thread.



Non-Vacuum Pads

Pad Diameter	Part Number	Radius Edge	Nap	Thickness
3-1/2" (89 mm)	57796	3/8" (10 mm)	Short	5/8" (16 mm)
5" (127 mm)	57792	3/8" (10 mm)	Medium	5/8" (16 mm)
	57795	3/8" (10 mm)	Short	5/8" (16 mm)



Vacuum Pad

Pad Diameter	Part Number	Radius Edge	Nap	Holes	Thickness
5" (127 mm)	57799	3/8" (10 mm)	Short	5	5/8" (16 mm)



ADDITIONAL RANDOM ORBITAL SANDING PADS

Rubber Random Orbital Sanding Pads

Rubber Sanding Pads for the Economy-Minded Professional

12,000 RPM Maximum Operating Speed • 5/16"-24 Male Thread • Medium Density



Diamond Pattern

Low-cost alternative to premium urethane pads for the economy-minded professional. Use with PSA-type abrasives.

Post Pattern

Grooves in bottom of pad allow for enhanced vacuum pick-up. No need to align vacuum holes with abrasive holes. Use with PSA-type abrasives.

Long Nap Hook-Face

Use with non-woven nylon discs.

Non-Vacuum Pads

Pad Diameter	Part Number	Face	Nap	Thickness
5" (127 mm)	50630	Diamond	–	1/2" (13 mm)
	50605	Hook	Long	1/2" (13 mm)
6" (152 mm)	50632	Diamond	–	1/2" (13 mm)
	50606	Hook	Long	1/2" (13 mm)

Vacuum Pads

Pad Diameter	Part Number	Face	Nap	Holes	Thickness
5" (127 mm)	50631	Diamond	–	5	1/2" (13 mm)
	50695	Post Pattern	–	5	1/2" (13 mm)
	50607	Hook	Long	5	1/2" (13 mm)
6" (152 mm)	50633	Diamond	–	6	1/2" (13 mm)
	50696	Post Pattern	–	6	1/2" (13 mm)
	50610	Hook	Long	6	1/2" (13 mm)

Value Pad

Quality Sanding Pad

- Vinyl-face.
- Medium density pad for use with Random Orbital Sanders.
- 5/16"-24 male thread.



Non-Vacuum Pads

Pad Diameter	Part Number	Thickness	Density
5" (127 mm)	56205	3/8" (10 mm)	Medium
6" (152 mm)	56206	3/8" (10 mm)	Medium

Vacuum Pads

Pad Diameter	Part Number	Holes	Thickness	Density
5" (127 mm)	56207	5	3/8" (10 mm)	Medium
6" (152 mm)	56208	6	3/8" (10 mm)	Medium

Display Packs

Display Pads in Refillable Dynabrade Box

- Each display pack consists of ten Dynabrade Random Orbital Sanding Pads.
- Pads fit Dynabrade tools as well as other manufacturers' sanders.




Pad Diameter	Pack Part No.	Pad Part No.	Vacuum Type	Holes
5" (127 mm)	95994	56106	Non-Vacuum	0
	95995	56104	Vacuum	5
6" (152 mm)	95996	56107	Non-Vacuum	0
	95997	56105	Vacuum	6

Vinyl-Face

Gear-Driven Sanding Pads

5", 6" and 8" Diameter Pads for Use with Gear-Driven Sanders



Vinyl-Face Pads

Ideal for PSA-type disc adhesion. Remove abrasive adhesive paper liner and press abrasive to vinyl-face sanding pad. Quick disc removal.

Non-Vacuum Pads

Pad Diameter	Part Number	Max. RPM	Thickness	Screws
5" (127 mm)	57761	12,000	3/8" (10 mm)	5
6" (152 mm)	57762	12,000	3/8" (10 mm)	5
8" (203 mm)	56234	10,000	1/2" (13 mm)	5

- 5 screw-mount system for tool models 58441-58446.
- All pads: **PREMIUM URETHANE**; medium density.




Vacuum Pads

Pad Diameter	Part Number	Max. RPM	Thickness	Holes	Screws
6" (152 mm)	57763	12,000	3/8" (10 mm)	6	5
8" (203 mm)	56235	10,000	1/2" (13 mm)	8	5

Hook-Face

Gear-Driven Sanding Pads

5", 6" and 8" Diameter Pads for Use with Gear-Driven Sanders



Hook-Face Pads

Short nap pads for use with reattachable discs.

Non-Vacuum Pads

Pad Diameter	Part Number	Max. RPM	Thickness	Screws
5" (127 mm)	57760	12,000	3/8" (10 mm)	5
6" (152 mm)	57387	10,000	3/8" (10 mm)	6
	57764	12,000	3/8" (10 mm)	5
8" (203 mm)	56236	10,000	1/2" (13 mm)	5

- 5 screw-mount system for tool models 58441-58446.
- All pads: **PREMIUM URETHANE**; medium density.

Vacuum Pads

Pad Diameter	Part Number	Max. RPM	Thickness	Holes	Screws
6" (152 mm)	57765	12,000	3/8" (10 mm)	6	5
8" (203 mm)	56237	10,000	1/2" (13 mm)	8	5

Channel Vacuum Pad

Pad Diameter	Part Number	Max. RPM	Thickness	Holes	Screws
6" (152 mm)	57766	12,000	3/8" (10 mm)	8	5

Rubber

Gear-Driven Sanding Pads

- 8" (203 mm) diameters only.
- Rubber pads for the economy-minded professional.
- Hook-Face pads mount with five screws.
- Medium density.



Non-Vacuum Pads

Pad Diameter	Part Number	Nap	Thickness
8" (203 mm)	54332	Long	1/2" (13 mm)
	54335	Short	1/2" (13 mm)

Vacuum Pads


Pad Diameter	Part Number	Holes	Nap	Thickness
8" (203 mm)	54333	8	Long	1/2" (13 mm)
	54336	8	Short	1/2" (13 mm)

11" Random Orbital & Gear-Driven Sanding Pads

Premium Foam Pads for Large Diameter Sanders – For use on Both Non-Vacuum and Vacuum Models


3,000 RPM Maximum Operating Speed

Mounts with Five Screws • Five Holes • Medium Density



Vinyl-Face Pads

Ideal for PSA-type disc adhesion. Remove abrasive adhesive paper liner and press abrasive to Vinyl-Face sanding pad. Quick disc removal.



Hook-Face Pads

Short nap pads for use with reattachable discs.

Non-Vacuum/Vacuum Pads



Pad Diameter	Part Number	Face	Nap	Thickness
11" (279 mm)	56230	Vinyl	–	1/2" (13 mm)
	56231	Hook	Short	1/2" (13 mm)



AIR TOOL ACCESSORIES

Dynaline Sanding Pads

3/8" (10 mm) Thick, Medium Density Pads

- Pads mount with two screws.

Non-Vacuum Pads

Pad Dimensions	Part Number	Face	Nap	Screws
2-3/4" x 8" (70 mm x 203 mm)	57454	Vinyl	–	2
	57456	Hook	Short	2
	57471	Hook	Long	2
3-2/3" x 7" (93 mm x 178 mm)	57850	Vinyl	–	2
	57851	Hook	Short	2
	57852	Hook	Long	2

Non-Vacuum Pad with Clips

Pad Dimensions	Part Number	Face	Nap	Screws
2-3/4" x 8" (70 mm x 203 mm)	57460	Vinyl	–	2

Channel Vacuum Pads

Pad Dimensions	Part Number	Face	Nap	Screws
3-2/3" x 7" (93 mm x 178 mm)	57870	Vinyl	–	4
	57871	Hook	Short	4



Vacuum Pads

Pad Dimensions	Part Number	Face	Nap	Screws
2-3/4" x 8" (70 mm x 203 mm)	57455	Vinyl	–	6
	57457	Hook	Short	6
3-2/3" x 7" (93 mm x 178 mm)	57855	Vinyl	–	10
	57856	Hook	Short	10

Contoured Pads

- Vinyl-face, premium urethane, medium density.
- Accepts 2-3/4" (70 mm) wide x 8" (203 mm) long PSA abrasive sheets.



Part Number	Pad Type
57462	Backsplash
57458	"Bull-nose"

Dynafine® Sanding Pads


Round Shape

Diameter	Part No.	Vacuum Type	Thickness	Holes	Attachment	Nap	Density	Screws
3" (76 mm)	58044	Vacuum	3/8" (10 mm)	6	Vinyl-Face	–	Soft	2
	58047	Vacuum	3/8" (10 mm)	6	Hook-Face	Short	Soft	2




Triangular Shape

Diameter	Part No.	Vacuum Type	Thickness	Holes	Attachment	Nap	Density	Screws
2-7/8" x 3-1/8" (73 mm x 79 mm)	57950	Non-Vacuum	3/8" (10 mm)	0	Vinyl-Face	–	Medium	2
	57951	Non-Vacuum	3/8" (10 mm)	0	Hook-Face	Short	Medium	2
	57955	Non-Vacuum	3/8" (10 mm)	0	Hook-Face	Long	Medium	2
	58046	Vacuum	3/8" (10 mm)	6	Vinyl-Face	–	Medium	2
	58049	Vacuum	3/8" (10 mm)	6	Hook-Face	Short	Medium	2



Tear Drop Shape

Diameter	Part No.	Vacuum Type	Thickness	Holes	Attachment	Nap	Density	Screws
3-3/4" x 2-3/8" (95 mm x 60 mm)	57952	Non-Vacuum	3/8" (10 mm)	0	Vinyl-Face	–	Medium	2
	57953	Non-Vacuum	3/8" (10 mm)	0	Hook-Face	Short	Medium	2
	57954	Non-Vacuum	3/8" (10 mm)	0	Hook-Face	Long	Medium	3
	58045	Vacuum	3/8" (10 mm)	6	Vinyl-Face	–	Medium	2
	58048	Vacuum	3/8" (10 mm)	6	Hook-Face	Short	Medium	2



Raised Panel Shape

Diameter	Part No.	Vacuum Type	Thickness	Attachment	Nap	Density	Screws
4" x 3/4" (102 mm x 19 mm)	57956	Non-Vacuum	3/8" (10 mm)	Hook-Face	Short	Soft	2
4" x 1-1/4" (102 mm x 32 mm)	57957	Non-Vacuum	3/8" (10 mm)	Hook-Face	Short	Soft	2



NOTE: 98293 Complete Raised Panel Pad Assembly includes 57956 pad, mounting plate and two screws.
57905 Kit includes 57956 pad and eight abrasive strips. 98292 Adapter mounts to tool (no pad included).

Dynafine® Backsplash Sanding Pads

Excellent for Fabricating Solid Surface Covered Backsplashes

- Choose radius pads or reverse radius pads.



Radius Non-Vacuum Pads

Radius Dimension	Shape	Part Number	Face
1/4" (6 mm)		58020	Vinyl
3/8" (10 mm)		58021	Vinyl
1/2" (13 mm)		58022	Vinyl
5/8" (16 mm)		58023	Vinyl

Reverse Radius Non-Vacuum Pad

Radius Dimension	Shape	Part Number	Face
3/4" (19 mm)		58024	Vinyl

Dynabug® “Model T” Pads

- 20,000 RPM maximum operating speed. Pads mount with four screws (except 57999 - mounts with clips).



Vinyl-Face, Non-Vacuum Pads

Pad Dimensions	Part Number	Thickness	Density
5" (127 mm) Dia.	56246	5/8" (16 mm)	Soft
	56249	3/8" (10 mm)	Medium
6" (152 mm) Dia.	56269	3/8" (10 mm)	Medium
	56287	5/8" (16 mm)	Soft
4" W x 4-5/16" L (102 mm x 110 mm) with Clips	57999	1/4" (6 mm)	Medium
4-1/4" W x 4-1/2" L (108 mm x 114 mm)	56244	3/8" (10 mm)	Medium
	56245	5/8" (16 mm)	Soft

Vinyl-Face, Vacuum Pads

Pad Dimensions	Part No.	Holes	Thickness	Density
4-1/4" W x 4-1/2" L (108 mm x 114 mm)	56286	6	1/4" (6 mm)	Medium
	56291	6	3/8" (10 mm)	Medium
	56293	6	5/8" (16 mm)	Soft

Hook-Face, Non-Vacuum Pads

Pad Dimensions	Part Number	Thickness	Density
5" (127 mm) Dia.	56247	5/8" (16 mm)	Soft
	56248	3/8" (10 mm)	Medium
6" (152 mm) Dia.	56268	3/8" (10 mm)	Medium
	56288	5/8" (16 mm)	Soft
4-1/4" W x 4-1/2" L (108 mm x 114 mm)	57996	5/8" (16 mm)	Soft
	57998	3/8" (10 mm)	Medium

Hook-Face, Vacuum Pads

Pad Dimensions	Part No.	Holes	Thickness	Density
5" (127 mm) Dia.	58086*	5	1/2" (13 mm)	Medium
6" (152 mm) Dia.	58093*	6	1/2" (13 mm)	Medium
4-1/4" W x 4-1/2" L (108 mm x 114 mm)	56292	6	3/8" (10 mm)	Medium
	56294	6	5/8" (16 mm)	Soft
	56285	6	3/16" (5 mm)	Medium

*For use with Wet Dynabug® “Model T” (page 174)

Dynabug® Sanding Pads

- 3/8" (10 mm) thick, medium density pads. Pads mount with four screws.

Non-Vacuum Pads

Pad Dimensions	Part Number	Face	Nap	Screws
3-2/3" x 7" (93 mm x 178 mm)	57850	Vinyl	–	4
	57851	Hook	Short	4
	57852	Hook	Long	4

Vacuum Pads

Pad Dimensions	Part Number	Face	Nap	Screws
3-2/3" x 7" (93 mm x 178 mm)	57855	Vinyl	–	4
	57856	Hook	Short	4



Channel Vacuum Pads

Pad Dimensions	Part Number	Face	Nap	Screws
3-2/3" x 7" (93 mm x 178 mm)	57870	Vinyl	–	4
	57871	Hook	Short	4

Dynabug® II Pads

- 3/8" (10 mm) thick, medium density pads. Pads mount with four screws.

Non-Vacuum Pads

Pad Dimensions	Part Number	Face
2-3/4" x 7" (68 mm x 175 mm)	56354	Vinyl
3" x 4-1/4" (74 mm x 109 mm)	56315	Hook
	56355	Vinyl
3-1/4" x 5" (80 mm x 130 mm)	56317	Hook
	56357	Vinyl
4-1/4" x 4-1/2" (108 mm x 114 mm)	56330	Vinyl
	56331	Hook

Vacuum Pads




Pad Dimensions	Part Number	Vacuum Holes	Face
2-3/4" x 7-3/4" (68 mm x 196 mm)	56326	8	Hook
3" x 4-1/4" (74 mm x 109 mm)	56316	4	Hook
	56356	4	Vinyl
3-1/4" x 5" (80 mm x 130 mm)	56318	8 (4+4)	Hook
	56319	8	Hook
	56359	8	Vinyl
3-7/8" x 5-5/8" (99 mm x 143 mm)	56323	7 “Delta-Style”	Hook

Interface Pads and Pad Conversions

For Combining with Standard Dynabrade Pads for Increased Versatility

Dynafoam Interface Pads

- Attaches between sanding pad and Hook-Face abrasive.
- Soft foam increases conformability allowing operator to easily follow contours. Converts standard pad into a fine finishing and finessing pad!
- Interface pad easily contours to most surfaces.



For Random Orbital Sanders

Part No.	Diameter	
53974	3" (76 mm)	○
53976	3-1/2" (89 mm)	○
53978	5" (127 mm)	⊙
53980	6" (152 mm)	⊙
53965	6" (152 mm)	⊙
53982	8" (203 mm)	⊙

For Dynafine® Detail Sanders

Part No.	Shape	
53970	Tear Drop	◐
53972	Triangle	◓

For 11" Sanders

Part No.	Diameter	
53998	11"	⊙

For Dynaline and Dynabug® Sanders

Part No.	Dimensions	
53984	2-3/4" (70 mm) x 11" (279 mm) For the Dynaline	▭
53986	2-3/4" (70 mm) x 8" (203 mm) For the Dynaline	▭
53988	3-2/3" (93 mm) x 7" (175 mm) For the Dynaline and Dynabug®	▭

Vinyl-to-Hook Conversions

- Thin sticky-back sheet adheres to current vinyl-face pad and accepts Hook-Face abrasives and Hook-Face interface pads.



For Random Orbital Sanders

Part No.	Diameter	
53975	3" (76 mm)	○
53977	3-1/2" (89 mm)	○
53979	5" (127 mm)	⊙
53981	6" (152 mm)	⊙


For Dynafine® Detail Sanders

Part No.	Shape	
53971	Tear Drop	◐
53973	Triangle	◓

For Dynaline and Dynabug® Sanders

Part No.	Dimensions	
53985	2-3/4" (70 mm) x 11" (279 mm) For the Dynaline	▭
53987	2-3/4" (70 mm) x 8" (203 mm) For the Dynaline	▭
53989	3-2/3" (93 mm) x 7" (175 mm) For the Dynaline and Dynabug®	▭

Hook-to-Vinyl Conversions



Non-Vacuum and Vacuum


Part No.	Diameter	
53992	5" (127 mm)	⊙

Part No.	Diameter	
53993	6" (152 mm)	⊙

11" File Board Sanding Pads

3/8" (10 mm) Thick, Medium Density Pads

Pads Mount with Two Screws



Vinyl-Face Pads

Ideal for PSA-type adhesion. Press abrasive sheet directly to Vinyl-Face sanding pad. Quick abrasive removal.

Hook-Face Pads

Short nap pads for use with reattachable sheets.

Long nap pads for use with non-woven nylon sheets.



Non-Vacuum Pads

Pad Dimensions	Part Number	Face	Nap
2-3/4" x 11" (70 mm x 278 mm)	57511	Vinyl	—
	57513	Hook	Short
	57514	Hook	Long

Non-Vacuum Pad with Clips

Pad Dimensions	Part Number	Face
2-3/4" x 11" (70 mm x 278 mm)	57512	Vinyl

Hook-Face Buffing Pads

For Use with Dynabrade Buffing Tools



Yellow Foam

Cutting - foam cells are larger and further apart than White Foam cells making the action more aggressive.

White Foam

Polishing - foam cells are smaller and closer together than Yellow Foam cells making the action less aggressive.

Orange Waffle Foam

Use during compounding stage to remove swirl and haze marks.



Terry Cloth

Application and removal of waxes and polishes.

Synthetic Wool

Final finishing and polishing.

Natural Sheepskin

Final finishing and polishing; softer feel than synthetic wool.

Pad Dimensions	Part No.	Description	Type	Color
3" (76 mm)	90027	Terry Cloth	Polishing	White
	90028	Synthetic Wool	Polishing	White
	90038	Foam Flat	Polishing	White
	90044	Foam Flat	Cutting	Yellow
	90080	Natural Sheepskin	Polishing	White
3-1/4" (83 mm)	90070	Foam Waffle	Polishing	Orange
3-1/2" (89 mm)	90034	Natural Sheepskin	Polishing	Tan
3-3/4" (95 mm)	90071	Foam Waffle	Polishing	Orange
4" (102 mm)	90024	Cotton Buff	Polishing	White
5" (127 mm)	90036	Natural Sheepskin	Polishing	Tan
	90040	Foam Flat	Polishing	White
	90045	Foam Flat	Cutting	Yellow
	90081	Natural Sheepskin	Polishing	White
5-1/4" (133 mm)	90063	Foam Waffle	Polishing	Orange
6" (152 mm)	54330*	Foam Flat	Polishing	Yellow
	90046	Foam Flat	Cutting	Yellow
	90047	Foam Flat	Polishing	White
7" (178 mm)	90082	Natural Sheepskin	Polishing	White
8" (203 mm)	90041	Foam Flat	Polishing	Blue
	90083	Synthetic Wool	Cutting	White

*NOTE: Part Number 54330 has 5/16"-24 male thread




Foam-Backed Sanding Pads

Soft Density Sanding Pads



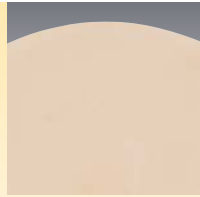
Foam Backing

Soft, dual density bonded dual action pad for use on curved and contour surfaces.



Hook-Face Pads

Short nap pads for use with reattachable discs.



Rubber-Face

For use with PSA and screen abrasives.

Non-Vacuum Pads

Pad Diameter	Part Number	MOS (RPM)	Face	Mounts with	Thickness
6" (152 mm)	50828	3,200	Rubber	5/8"-11 Female Thread	1-1/4" (32 mm)
8" (203 mm)	50829	3,200	Rubber	5/8"-11 Female Thread	1-1/4" (32 mm)
	54337	1,500	Hook	5 Screws	1" (25 mm)

NOTE: Part Number 54337 is weight-mated to Model 58445 (8" Gear-Driven Orbital Sander)

Wet/Dry Sander Disc Pads


Hook-Face Pads

For Use With 4" to 8" Dia. Wet/Dry Sanders




Rigid Backing

For finishing flat surfaces with non-woven nylon abrasive discs.



Foam Backing

Soft, dual density bonded dual action pad for use on curved and contour surfaces.



Urethane

Pads are long tapered with an extremely flexible edge for sanding contours.

Non-Vacuum Pads

Pad Diameter	Part No.	Type	Nap	MOS RPM	Thread
2" (51 mm)	50156	Rigid	Long	10,000	3/8"-24 Female
4"-5" (102-127 mm)	50146	Rigid	Short	6,000	1/4"-20 Female
	50147	Rigid	Short	6,000	3/8"-24 Female
5" (127 mm)	50155	Rigid	Long	10,000	5/8"-11 Female
	50884	Rigid	Short	10,000	5/8"-11 Female
	57542	Urethane	Short	4,800	M14 x 2
	57544	Urethane	Short	4,800	5/8"-11 Female
6" (152 mm)	50946	Foam	Short	3,200	5/8"-11 Female
	57543	Urethane	Short	4,800	M14 x 2
	57545	Urethane	Short	4,800	5/8"-11 Female
7-1/4" (184 mm)	50853	Foam	Short	3,200	5/8"-11 Female
	50854	Foam	Short	3,200	M14 x 2
8" (203 mm)	50855	Foam	Short	3,200	5 Screws
	50947	Foam	Short	3,200	5/8"-11 Female

AIR TOOL ACCESSORIES

Mini-Dynorbital® Disc Pads

Rigid, Foam and Soft Urethane Pads



Rigid and Foam Backing

- 3" (76 mm) dia. pads are compatible with angle-head and palm-style Mini-Dynorbital® sanders; Angle-Head Buffers.
- Hook-face pads accept reattachable abrasive discs as well as polishing buff pads.

Soft Urethane

- 3-1/2" (89 mm) pads have loop-facing to mount to rigid backing pads (P/N 50125 and P/N 50126).



Rigid Backing
20,000 RPM Max.

Part No.	Thread Size
50125	1/4"-20 Female
50126	3/8"-24 Female



Foam Backing
5,000 RPM Max.

Part No.	Thread Size
50120	1/4"-20 Female
50122	3/8"-24 Female



Soft Urethane
5,000 RPM Max.

Part No.	Face
54486	Vinyl
54488	Hook

Mini-Dynorbital® Sanding Pads

Enhance the Versatility of Your Mini-Dynorbital® Sander



54017



54085



54087



54089



54018



54084



54090

3/4" (19 mm) Dia. Sanding Pads

Part No.	Max. RPM	Material	Density	Face	Thread
54017	12,000	Foam	Medium	Rubber	1/4"-20 Female
54085	12,000	Foam	Very Soft	Foam	1/4"-20 Female
54087	15,000	Foam	Soft	Vinyl	1/4"-20 Female
54089	7,500	Nylon	Hard	Hook	1/4"-20 Female
54091	15,000	Urethane	Soft	Vinyl	1/4"-20 Female

NOTE: To mount pads that have 1/4"-20 female thread directly to tool for conventional rotary action, use 54021 Adapter

1-1/4" (32 mm) Dia. Sanding Pads

Part No.	Max. RPM	Material	Density	Face	Thread
54018	12,000	Foam	Medium	Rubber	1/4"-20 Female
54037	12,000	Nylon	Soft	Vinyl	Locking-Type
54084	15,000	Urethane	Soft	Vinyl	1/4"-20 Female
54086	12,000	Foam	Very Soft	Foam	1/4"-20 Female
54088	15,000	Foam	Soft	Vinyl	1/4"-20 Female
54090	7,500	Nylon	Hard	Hook	1/4"-20 Female

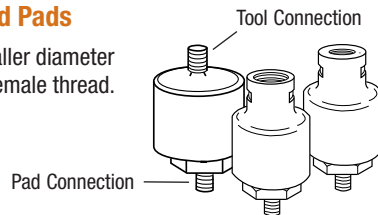
NOTE: To mount pads that have 1/4"-20 female thread directly to tool for conventional rotary action, use 54021 Adapter

Mini-Dynorbital® Sanding Heads

Enhance the Versatility of Your Mini-Dynorbital® Sander

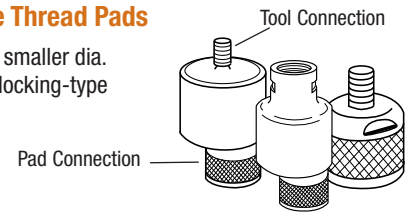
For 1/4"-20 Female Thread Pads

- Accepts 76 mm (3") and smaller diameter sanding pads with 1/4"-20 female thread.



For Male Locking-Type Thread Pads

- Accepts 76 mm (3") and smaller dia. sanding pads with male locking-type threads.



Part Number	Tool Connection	Pad Connection
54028	1/4"-28 Male	1/4"-20 Male
54034	3/8"-24 Female	1/4"-20 Male
54476	1/4"-20 Female	1/4"-20 Male

Part Number	Tool Connection	Pad Connection
54029	1/4"-28 Male	Locking-Type Female Thread
54035	3/8"-24 Female	Locking-Type Female Thread
54030*	1/4"-28 Male	Locking-Type Female Thread

*For Rotary Sanding

Hanger for Right Angle Denibber

Attaches to Tool for Convenient Workplace Storage

97161 Tool Hanger

- Lightweight Hanger easily attaches to all models of Dynabrade's Right Angle Denibber, sold separately.

See additional Tool Hangers on page 253!



58037 Right Angle Denibber (shown with optional Dynaswivel® Air Line Connector)



97161



Disc Sanding Pads and Assemblies

Follow Tool RPM and Abrasive Maximum Operating Speed as Guidelines

Thermoplastic Pads

- Accepts abrasive discs with 7/8" (22 mm) center hole.
- Fins help expel heat from disc pad extending disc life.
- Flange nut included.



Pad Diameter	Part Number	Pad MOS RPM	Center Hole Diameter	Female Thread	Density
4-1/2" (114 mm)	50150	13,000		M14 x 2	Medium
	50288	13,000	5/8"		Hard
	50289	13,000		3/8"-24	Hard
	51148	13,000	5/8"		Medium
	51149	13,000		5/8"-11*	Medium
5" (127 mm)	50151	12,000		M14 x 2	Medium
	50296	12,000	5/8"		Hard
	51150	12,000	5/8"		Medium
7" (178 mm)	50152	8,500		M14 x 2	Medium
	50297	8,500	5/8"		Hard
	51151	8,500	5/8"		Medium

*Includes 51152 Adapter for mounting to 3/8"-24 spindle

Rubber Molded Pad with Spiral Ribs

- Accepts abrasive discs with 7/8" (22 mm) center hole.
- Spiral ribs provide contact points and form air-flow channels, extending disc life.
- Slotted hub draws cool air behind disc.
- Flange nut included.



Pad Diameter	Part Number	Pad MOS RPM	Thread	Density
4-1/2" (114 mm)	50157	13,500	M14 x 2	Medium
	50281	13,500	5/8"-11 Female	Medium
5" (127 mm)	50282	13,000	5/8"-11 Female	Medium
	50317	10,000	M14 x 2	Medium
7" (178 mm)	50283	8,600	5/8"-11 Female	Medium

50261 Fibre Disc Phenolic Backing Pad

4-1/4" (108 mm) Dia. Pad

- Accepts center hole abrasive discs.
- 5/8"-11 female thread.
- Includes **50267 Pad Assembly** with 50268 Locking Nut. (50267 Assembly included with 50321 Disc Sander.)



Pad Diameter	Part Number	Pad MOS RPM	Thread	Density
4-1/4" (108 mm)	50261	25,000	5/8"-11 Female	Hard

50111 Disc Pad Conversion Assembly

2" (51 mm) Dia. Pad

- Includes 50107 PSA Disc Pad and 50103 Pad Adapter. Converts 1/4"-20 female thread to 1/4" dia. shank, for use with Collets and Chucks.



Pads for PSA-Type Discs

2" (51 mm) Dia. Pad

- Easy application and removal of disc. Remove the disc's liner to reveal a pressure-sensitive adhesive coating. Peel the old disc off the pad, and press on the new disc!



Pad Diameter	Part Number	Pad MOS RPM	Thread	Density
2" (51 mm)	50107	20,000	1/4"-20 Female	Medium
	50109	20,000	3/8"-24 Female	Medium

Pads for Locking-Type Discs

2" (51 mm), 3" (76 mm) and 4" (102 mm) Dia. Pads

- A quick turn of the disc locks it into place.
- 2" (51 mm) and 3" (76 mm) dia. pads include 50103 Pad Adapter to convert 1/4"-20 female thread to 1/4" dia. shank, for use with Collets and Chucks.



Pad Diameter	Part Number	Pad MOS RPM	Thread	Density
2" (51 mm)	51344*	30,000	1/4"-20 Female	Medium
	51345	30,000	3/8"-24 Female	Medium
3" (76 mm)	51346*	20,000	1/4"-20 Female	Medium
	51347	20,000	3/8"-24 Female	Medium
4" (102 mm)	50191	12,000	3/8"-24 Female	Medium
	50192	12,000	3/8"-24 Female	Hard

*Includes 50103 Pad Adapter to convert 1/4"-20 female thread to 1/4" dia. shank for use with collets and chucks



Pneumatic Wheels

For Use on Dynastraight® and Dynisher Tools

- When fitted with an abrasive belt and inflated to the desired firmness, our Pneumatic Wheels are ideal for countless grinding and finishing applications.
- Dynabrade Pneumatic Wheels support coated abrasive and non-woven nylon belts for use on metal, wood, plastic, ceramic, fiberglass and composites.

Pneumatic Wheels

Standard Wheels

- For general finishing jobs.
- 1/8" thick natural, 65 durometer rubber.

Heavy Duty Wheels

- When you need a more aggressive wheel for more stock removal.
- 1/4" thick natural, 65 durometer rubber.
- Extremely durable - when used properly wheel is very resistant to gouging.



Wheel Hubs

Composite Hub

- Molded; lightweight design.
- Available with standard construction rubber wheels only.



Heavy Duty Aluminum Hub

- Precision machined for balance run-out and thread quality.
- Easily replace rubber wheel.
- Available with both wheel construction types.



Universal Arbor

- Pneumatic wheels with a universal arbor include three reducer bushings (1/2", 5/8", 3/4") to greatly increase the wheel compatibility.



Inflation Devices and Accessories

Wheel Inflation Tool

Part No. 94465

- Controlled inflation for valve assemblies that are flush with the hub surface.
- 1/4" female NPT.
- 95633 Nozzle replacement available.



Air Pump Assembly

Part No. 98091

- Easy slide pump; no compressor needed.



Dynastraight® Wheel Shields

Part No. 13032

- For wheels up to 8" dia. x 2" wide.
- Built-in handle.



Part No. 13033

- For wheels up to 5" diameter.
- Built-in handle.



Dynacushion® Pneumatic Wheel Kits

Part No. 94478

- Includes: 94473 Dynacushion® Pneumatic Wheel (5" dia. x 3-1/2" wide, composite hub, 3/4" bore), coarse non-woven nylon belt and 80-grit DynaCut Belt.




Part No. 94479

- Includes: 94472 Dynacushion® Pneumatic Wheel (5" dia. x 3-1/2" wide, composite hub, 5/8"-11 thread), coarse non-woven nylon belt and 80-grit DynaCut Belt.

Dynacushion® Pneumatic Wheels

For Polishing and Blending with Dynastraight® and Dynisher Tools



For full information on Dynastraight® and Dynisher tools, please see pages 32-41.

Each Dynacushion® Wheel includes 98130 Low Flow Air Chuck!



- Controlled inflation for hard-to-reach valve assemblies. 1/4" female NPT.

AIR TOOL ACCESSORIES


	Dimensions Dia. x W	Part No.	Hub Composition	Arbor Hole	Wheel Part No.	Wheel Type	Belt Size W x L	Max. RPM	Recommended Dynabrade Tools
	2-1/4" x 3" (57 mm x 76 mm)	92858	Aluminum	1/2"-13 Thread	94433	Standard	3" x 7-3/8" (76 mm x 187 mm)	9,000	Not applicable
		94432		5/8"-11 Thread					13204, 13505, 13509, 13515, 13519, 13520
	3" x 2-1/4" (76 mm x 57 mm)	92846	Aluminum	1/2"-13 Thread	92643	Standard	2-1/4" x 9-3/4" (57 mm x 248 mm)	7,000	Not applicable
		92847		5/8"-11 Thread	92644	Heavy Duty			13204/205/209, 13515/519/520
		92848		1/2"-13 Thread					Not applicable
		92849		5/8"-11 Thread	13204/205/209, 13515/519/520				
	3-1/4" x 3" (83 mm x 76 mm)	92824	Aluminum	1/2"-13 Thread	92646	Standard	3" x 10-11/16" (76 mm x 271 mm)	7,000	Not applicable
		92825		5/8"-11 Thread	92647	Heavy Duty			13204, 13505, 13515, 13520
		92827		1/2"-13 Thread					Not applicable
		92828	5/8"-11 Thread	94500	Standard	13204, 13505, 13515, 13520			
		94507*	5/8" Bore			13101/102, 13202/205/207, 13300/01, 13503/506/508/516/518			
		94508	5/8"-11 Thread			13204, 13505, 13515, 13520			
	90 mm x 100 mm	92863*	Aluminum	19 mm w/ 6 mm Slot	92651	Standard	100 mm x 289 mm	7,000	Not applicable
	5" x 2-3/4" (127 mm x 70 mm)	92811	Aluminum	5/8"-11 Thread	94482	Standard	2-3/4" x 15-1/2" (70 mm x 394 mm)	3,500	13204, 13505/515/521/531
		94492	Composite	5/8"-11 Thread					Not applicable
		92935	Aluminum	Universal 1/2", 5/8" or 3/4" Bore					
		92936	Composite	Universal 1/2", 5/8" or 3/4" Bore					
	5" x 3-1/2" (127 mm x 89 mm)	92801	Aluminum	5/8"-11 Thread	94481	Standard	3-1/2" x 15-1/2" (89 mm x 394 mm)	3,500	13204, 13505, 13515, 13521, 13531
		94472	Composite		92656	Heavy Duty			Not applicable
		92805	Composite	5/8"-11 Thread					
		92803	Aluminum	M14 x 2 Thread					
		92937	Aluminum	Universal 1/2", 5/8" or 3/4" Bore	Not applicable				
		92938	Composite	Universal 1/2", 5/8" or 3/4" Bore					

NOTE: Speed of tool must not exceed maximum operating speed of accessory.

*Includes 94465 Inflation Tool (replacing 98130).

DynaWheel Pneumatic Wheels

For Light Grinding and Deburring with Dynastraight® and Dynisher Tools



For full information on Dynastraight® and Dynisher tools, please see pages 32-41.

Each DynaWheel includes 98130 Low Flow Air Chuck!

- Controlled inflation for hard-to-reach valve assemblies. 1/4" female NPT.



	Dimensions Diameter x Width	Part No.	Hub Composition	Arbor Hole	Wheel Part No.	Wheel Type	Belt Size Width x Length	Max. RPM	Recommended Dynabrade Tools
	5" x 1" (127 mm x 25 mm)	92921	Aluminum	5/8"-11 Thread	92908	Heavy Duty	1" x 15-1/2" (25 mm x 394 mm)	4,500	13214, 13523
		92922	Composite	5/8"-11 Thread					
		92923	Aluminum	Universal 1/2", 5/8" or 3/4" Bore					1/2": 13206, 13507
		92924	Composite	Universal 1/2", 5/8" or 3/4" Bore					
	5" x 1-1/2" (127 mm x 38 mm)	92867	Aluminum	5/8"-11 Thread	92665	Heavy Duty	1-1/2" x 15-1/2" (38 mm x 394 mm)	4,500	13214, 13523
		92868	Composite	5/8"-11 Thread					
		92928	Aluminum	Universal 1/2", 5/8" or 3/4" Bore					1/2": 13206, 13507
		92929	Composite	Universal 1/2", 5/8" or 3/4" Bore					
	5" x 2" (127 mm x 51 mm)	92931	Aluminum	5/8"-11 Thread	92666	Heavy Duty	2" x 15-1/2" (51 mm x 394 mm)	4,500	13214, 13523
		92932	Composite	5/8"-11 Thread					
		92933	Aluminum	Universal 1/2", 5/8" or 3/4" Bore					1/2": 13206, 13507
		92934	Composite	Universal 1/2", 5/8" or 3/4" Bore					

NOTE: Speed of tool must not exceed maximum operating speed of accessory.

Slotted Wheels

Grind, Deburr and Blend on all Metals

Centrifugal Force Expands the Wheel to Grip the Abrasive

- One-piece construction.
- Slots provide air flow that enables the wheel to run cooler than solid rubber.
- 65 durometer natural rubber with 1/4" cold rolled steel shank for excellent concentricity.
- Specially designed for use with spiral bands.



	Dimensions Diameter x Width	Part Number	Band Size Width x Length	Maximum RPM	Recommended Dynabrade Tools
	1" x 1"	92910	1" x 1"	10,000 - 12,000	52666, 52676
	1" x 1-1/2"	92911	1" x 1-1/2"		
	1" x 2"	92912	1" x 2"		
	1-1/2" x 1"	92913	1-1/2" x 1"	6,000 - 10,000	52665, 52685
	1-1/2" x 1-1/2"	92914	1-1/2" x 1-1/2"		
	1-1/2" x 2"	92915	1-1/2" x 2"		
	2" x 1"	92916	2" x 1"	4,500 - 7,500	47202, 51212, 52102, 52663, 52673
	2" x 1-1/2"	92917	2" x 1-1/2"		
	2" x 2"	92918	2" x 2"		

AIR TOOL ACCESSORIES

Dynaflex Expander Wheels

Grind, Deburr and Blend on all Metals

Excellent for Weld Removal and Heavy Deburring or Grinding on the Inside of Pipes and Tanks

- Expander wheels expand as they rotate. The simplest, most cost-effective method for holding abrasives on a back-up wheel.
- Air flow behind the flexer enables the wheel to run cooler than solid rubber.
- Offers added flexibility so the wheel cuts fast, but won't gouge.
- Expander wheels require use of abrasive bands. Bands are an abrasive belt with a liner on the inside for more durability and cutting action.
- Use with our Dynastraight® line of portable tools.
- Ideal for heavy duty applications; grinding, deburring, and rough blending of all metals.
- Coated alumina zirconia and non-woven nylon abrasive bands are available for heavy stock removal and finishing.



ADDITIONAL SPECIFICATIONS: Arbor Length = wheel width + 1/2"

NOTE: Speed of tool must not exceed maximum operating speed of accessory

	Dimensions Dia. x Width	Part Number	Arbor Hole	Replacement Hub	Replacement Flexer	Band Size Dia. x Width	Maximum RPM	Recommended Dynabrade Tools
	3" x 1"	94560	5/8"-11 Female	97252	94578	3" x 1"	8,000 with Band	13509, 13519, 13520
	3" x 2"	94561		97256	94579	3" x 2"		
	3" x 3"	92875		97258	97280	3" x 3"		Not applicable
	5" x 1"	94564	5/8"-11 Female	97270	94580	5" x 1"	5,000 with Band	13204, 13505, 13515, 13520
	5" x 2"	94565		97274	94581	5" x 2"		

Accessories

RED-TRED® Eraser Disc Complete Assembly

92295 5/8"-11

Patent Pending

92296 M14x2

- Maximum 3,500 RPM.
- Includes:
92298 Backing Plate
92297 Disc
04127 Flange
96507 Pin Wrench

92295



92298 Backing Plate



92297 Replaceable Disc (4" dia.) features "Staggered Teeth" Design for effective material removal and enhanced cooling of work surface



04127 Flange (5/8"-11) fits most Buffing Tools

RED-TRED® Eraser Decal Removal Wheel

92255 Eraser Wheel Only *(Also Fits Competitive Tools)*

92257 Eraser Wheel with Hub

92255



1-1/4" Wide

92257



Wheel Hub Assembly

92284 For 3/4" Wide Wheel

92252 For 1/2" Wide Wheel


- Mounts the wire wheel; also mounts the 92255 Eraser Decal Removal Wheel.



DynaZip Accessories *(Also Fit Competitive Tools)*

Wire Wheels

- For various material removal applications.



Part No.	Size	Grade	Tip Type	Use
92245	4" dia. x 3/4" wide	Coarse	Bent	Sealants
92246	4" dia. x 3/4" wide	Medium	Bent	Rust
92247	4" dia. x 3/4" wide	Fine	Straight	Paint Removal
92248	4" dia. x 1/2" wide	Coarse	Bent	Sealants

Overhose Assembly

- May be used to further reduce noise levels by as much as 5 dB(A).
- Overhose redirects exhaust away from operator and workpiece.

Part No. 94994 1-1/4" Diameter x 3' Long

- Use with rear exhaust Disc Sanders and Die Grinders that include our short muffler.

Part No. 53621 1-3/4" Diameter x 3' Long


- Use with rear exhaust 1 hp Disc Sanders and Die Grinders.



Overhose Water Line Assembly

Part No. 95801 1" Diameter x 4-1/2' Long

- 95596 Flex Hose (1" dia. x 4-1/2' long with cuff).
- 95361 Air Line (1/4" dia. x 5' long).
- 95579 Water Line Assembly (10' long with fittings).
- 95362 Rubber Connectors.
- Use with Wet Sanders.



Arbors

Mount Abrasive Wheels, Discs, Pneumatic Wheels, etc.

Use Dynabrade arbors to mount abrasive wheels, discs, stars and other accessories to male spindle tools

For use with many Dynabrade and other manufacturers' portable tools and bench grinders. Mount abrasive wheels, discs, pneumatic wheels, sanding stars and other accessories to 3/8"-24, 1/2"-20 or 5/8"-11 male spindle tools, by using the combination of spacers and flanges that suits your application.

Part Number 13074

Arbor Kit

- Mounts to 3/8"-24, 1/2"-20 AND 5/8"-11 male spindle sizes; also accepts any Dynacushion® or accessory which has 5/8" bore from 1/2" to 3" wide, in 1/2" increments.



NOTE: Speed of tool must not exceed maximum operating speed of accessory

Tool Spindle	Part Number		Arbor Thread	Arbor Bore	Wheel Width
3/8"-24 Male	13061		-	5/8" 1"	Up to 2-1/2"
	13074		-	5/8" 1"	Up to 3"
1/2"-20 Male	13014		-	14 mm	Up to 51 mm
	13016		-	1/2"	Up to 2"
	13017		-	5/8"	Up to 2"
	13071		-	5/8" 1"	Up to 3"
	13074		-	5/8" 1"	Up to 3"
	13015		5/8"-11 Male	-	3-1/2"
5/8"-11 Male	13073		-	5/8" 1"	Up to 3"
	13074		-	5/8" 1"	Up to 3"

Arbors

Mount Abrasive Wheels, Discs, Pneumatic Wheels, etc.

“Universal” Shank Arbor

- Handy accessory fits drills and die grinders!
- Mount sanding stars, flap wheels, unitized wheels, non-woven nylon wheels, buffs, etc.
- High quality steel arbor; all flanges and spacers included.

Part No. 12995
Arbor – 1/4" Shank



Part No. 12977
Arbor – 6 mm Shank

- Both arbors accept accessories up to 1" (25 mm) wide which have 1/2" (13 mm) dia. center hole.



Part No. 12980
Arbor – 3/8"-24 Female Thread

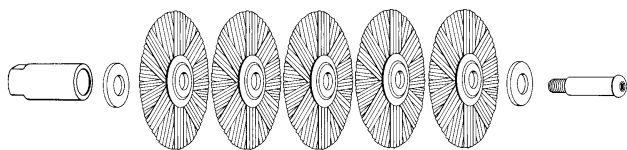
- Mounts to 3/8"-24 male spindle tools.
- Included with 52052 Lightweight Dyninger.

Mounting Options for Arbor-Mount Sanding Stars on 12980 Arbor

The spacing of stars on the arbor, as well as the grit, determine desired sanding aggressiveness. We suggest that the operator explore various grit and spacing combinations based on the following guidelines.

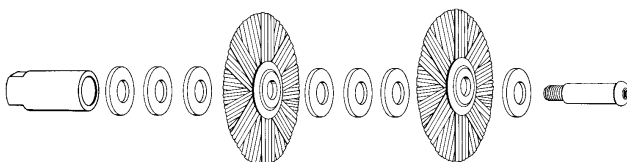
Most Aggressive/Less Flexible

Six stars, one spacer. For heavier stock removal; work on flats, edges, larger surface areas, great for defuzzing hard woods.



Least Aggressive/Most Flexible

Two stars, up to ten spacers. For light stock removal reaching into small holes, cut-outs, heavy contours, tight grooves; great for defuzzing soft woods.



Threaded Mandrels

For Use with DynaStrip Discs

Part No. 95722

- 1/4" diameter with 1/4" shank.
- For DynaStrip discs.



Part No. 95749

- 1/2" diameter with 1/4" shank.
- For DynaStrip discs.



Drill Chucks

With Mated Keys

Keys Included with all Drill Chucks



Chuck Size	Thread	Chuck Part No.	Key Part No.
5/32"	5/16"-24 Female	53031	53051
1/4"	3/8"-24 Female	53032	53052
3/8"	1/2"-20 Female	53033	53053
	3/8"-24 Female	53087	53053
1/2"	1/2"-20 Female	53034	53054

Wheel Mounting Adapter Kit

Part No. 11399

Type 27 Wheel Mount

- For use with larger than 5" (127 mm) dia. Type 27 grinding wheels mounted on depressed center wheel grinders.



NOTE: Use only Type 27 reinforced depressed center wheels.



Threaded Adapters


NPT Threaded Adapters

User assumes all responsibility for using adapters safely

		Part Number	Exposed Threads	Length	Wrench Flats
	95713	95713	1/4" NPT Female – 1/8" NPT Male	25 mm (1")	–
	95714	95714	3/8" NPT Female – 1/4" NPT Male	32 mm (1-1/4")	–
	95394	95394	1/2" NPT Female – 3/8" NPT Male	44 mm (1-3/4")	–

Collet-to-Thread Adapters

User assumes all responsibility for using adapters safely

		Part No.	Exposed Threads	Shank Dia.	Length	Wrench Flats
	50103	50103	1/4" Shank – 1/4"-20 Male	1/4"	32 mm (1-1/4")	11 mm
	51032	51032	1/4" Shank – 1/4"-20 Female	1/4"	38 mm (1-1/2")	–


Threaded Adapters

User assumes all responsibility for using adapters safely

		Part Number	Exposed Threads	Length	Wrench Flats
	04117	04117	M x 8 Female – 3/8"-24 Male	19 mm (3/4")	12 mm
	18908	18908	M x 8 Female – 3/8"-24 Male	35 mm (1-3/8")	11 mm
	54021	54021	1/4"-28 Male – 1/4"-20 Male	30 mm (1-3/16")	14 mm
	53181	53181	3/8"-24 Male – 1/2"-20 Male	25 mm (1")	19 mm
	50149	50149	3/8"-24 Female – M14 x 2 Male	25 mm (1")	19 mm
	50106	50106	3/8"-24 Female – 1/4"-20 Male	27 mm (1-1/16")	14 mm
	42636	42636	3/8"-24 Female – 3/8"-24 Male	32.5 mm (1-1/4")	17 mm
	93696	93696	3/8"-24 Female – 3/8"-24 Male	27.5 mm (1-1/16")	17 mm
	97103	97103	3/8"-24 Female – 1/2"-20 Male	51 mm (2")	5/8"
	53549	53549	3/8"-24 Female – 1/2"-20 Male	51 mm (2")	5/8"
	55064	55064	3/8"-24 Female – 5/8"-11 Male	25 mm (1")	17 mm
	55034	55034	3/8"-24 Female – 5/8"-11 Male	35 mm (1-3/8")	17 mm
	53652	53652	3/8"-24 Female – 5/8"-11 Male	38 mm (1-1/2")	24 mm
	98050	98050	3/8"-24 Female – 5/8"-11 Male	51 mm (2")	3/4"
	98085	98085	1/2"-13 Female – 5/8"-11 Male	64 mm (2-1/2")	3/4"
	51029	51029	3/8"-24 Female – 1/4"-20 Female	35 mm (1-3/8")	16 mm
	54039	54039	3/8"-24 Female – 5/16"-24 Female	25 mm (1")	17 mm
	54040	54040	5/8"-11 Female – 5/16"-24 Female	41 mm (1-5/8")	19 mm
	58058	58058	5/8"-11 Female – 5/8"-11 Male	51 mm (2")	19 mm
	13060	13060	5/8"-11 Female – 5/8"-11 Male	102 mm (4")	19 mm

DynaBurr Carbide Burrs

Grind, Deburr and Finish on Metal and Other Surfaces



DynaBurr Carbide Burrs are used with Dynabrade Pencil Grinders and Die Grinders. Utilized for rapid material removal, precise finishing, deburring and removal of parting lines and flash. Carbide Burrs provide longer life than high-speed steel burrs.

1/8" & 3 MM DYNABURRS, DOUBLE CUT STYLE

1/4" & 6 MM DYNABURRS, DOUBLE CUT STYLE

DynaBurr Shape	Part Number	Tool Style	Cutter Diameter	Flute Length	Shaft Size	Part Number	Tool Style	Cutter Diameter	Flute Length	Shaft Size	Package Quantity
 Cylinder	93338	SA-42	3/32"	7/16"	1/8"	93330	SA-1	1/4"	5/8"	1/4"	1
	93368	SA-42	2.5 mm	11 mm	3 mm	93360	SA-1	6 mm	16 mm	6 mm	1
 Cylinder	93339	SA-43	1/8"	9/16"	1/8"	93331	SA-3	3/8"	3/4"	1/4"	1
	93369	SA-43	3 mm	14 mm	3 mm	93361	SA-3	9 mm	19 mm	6 mm	1
 Cylinder Radiused End	93340	SC-41	3/32"	7/16"	1/8"	93333	SC-3	3/8"	3/4"	1/4"	1
	93370	SC-41	2.5 mm	11 mm	3 mm	93363	SC-3	9 mm	19 mm	6 mm	1
 Cylinder Radiused End	93341	SC-42	1/8"	9/16"	1/8"	93332	SC-1	1/4"	5/8"	1/4"	1
	93371	SC-42	3 mm	14 mm	3 mm	93362	SC-1	6 mm	16 mm	6 mm	1
 Ball	n/a	n/a	n/a	n/a	n/a	93334	SD-3	3/8"	5/16"	1/4"	1
	n/a	n/a	n/a	n/a	n/a	93364	SD-3	9 mm	8 mm	6 mm	1
 Ball Radiused End	93342	SD-42	1/8"	1/8"	1/8"	n/a	n/a	n/a	n/a	n/a	1
	93372	SD-42	3 mm	3 mm	3 mm	n/a	n/a	n/a	n/a	n/a	1
 Oval	93343	SE-41	1/8"	7/32"	1/8"	93335	SE-3	3/8"	5/8"	1/4"	1
	93373	SE-41	3 mm	5.5 mm	3 mm	93365	SE-3	9 mm	16 mm	6 mm	1
 Tree	93344	SF-42	1/8"	1/2"	1/8"	n/a	n/a	n/a	n/a	n/a	1
	93374	SF-42	3 mm	13 mm	3 mm	n/a	n/a	n/a	n/a	n/a	1
 Tree Radiused End	93345	SG-44	1/8"	1/2"	1/8"	93336	SF-3	3/8"	3/4"	1/4"	1
	93375	SG-44	3 mm	13 mm	3 mm	93366	SF-3	9 mm	19 mm	6 mm	1
 Flame Pointed End	93346	SH-41	1/8"	1/4"	1/8"	n/a	n/a	n/a	n/a	n/a	1
	93376	SH-41	3 mm	6 mm	3 mm	n/a	n/a	n/a	n/a	n/a	1
 Taper Radiused End	93347	SL-42	1/8"	1/2"	1/8"	93337	SL-3	3/8"	1-1/16"	1/4"	1
	93377	SL-42	3 mm	13 mm	3 mm	93367	SL-3	9 mm	27 mm	6 mm	1
 14° Cone End	93348	SM-42	1/8"	7/16"	1/8"	n/a	n/a	n/a	n/a	n/a	1
	93378	SM-42	3 mm	11 mm	3 mm	n/a	n/a	n/a	n/a	n/a	1
 10° Inverted Cone	93349	SN-42	1/8"	3/16"	1/8"	n/a	n/a	n/a	n/a	n/a	1
	93379	SN-42	3 mm	5 mm	3 mm	n/a	n/a	n/a	n/a	n/a	1

n/a = Not Available.

AIR TOOL ACCESSORIES

DynaBurr Carbide Burr Kit

- Kits (1/8", 3 mm, 1/4" or 6 mm) include one Carbide Burr of each shape, as shown above. Packaged in high-quality wooden case.

Kit Number	Burr Shaft Size	Burr Quantity
93351	1/8"	12
93381	3 mm	12
93350	1/4"	8
93380	6 mm	8



Leveling Jacks

For Precision Machine Leveling and Support

Ensure Consistent Stability and Optimal Machine Performance

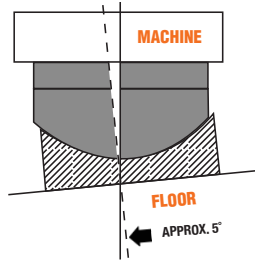
- Lower surface of wedge is specially contoured to float laterally within concave base unit, automatically compensating for uneven floor conditions up to 5 degrees of slope.
- Black oxide finish resistant to corrosion and rust. Grooved top allows oils and liquids to run out; also helps dissipate vibration.
- Wedge action allows easy adjustment of height (1/4" - 3/8") with the turn of a wrench.
- Both models shown with optional Vibration-Absorbing Mounting Pad.



Wedge-Action Assembly

Wedge-Action Leveling Jacks

- Two-piece design that provides solid support from 3,000 to 9,000 pounds/foot.
- Low-profile is ideal for applications constricted by reduced height.



Vertical Motion Leveling Jacks

- Three-piece design combines the advantages of a wedge-action jack with vertical lift capabilities in one unique and practical unit.
- Level and support up to 30,000 pounds/foot.
- Use with or without anchor bolts, depending upon installation. When anchor bolts are used, they pass through the entire assembly without interfering with the leveling action.



Vertical Motion Assembly

Vibration Absorbing Mounting Pads

- Recommended to reduce the transmission of internal machine noise to the building structure and dissipate transmitted vibrations from one machine to another.
- Pads are resistant to oil, grease and acids. They resist breakdown under load and over time.
- See chart below for Leveling Jack/mounting pad assembly numbers.

Vi-Sorb Pads

- Provide basic vibration reduction.
- Available with all models of Dynabrade Leveling Jacks. Also sold separately.



Vi-Damp II Pads

- Highly recommended, innovative polymer construction affords increased vibration reduction at heavier weights.
- Available with Dynabrade Leveling Jacks of 15,000-30,000 pound/foot capacity. Also sold separately.

Pad Type	Thickness Inch (mm)	Part Number	For Use With	Vibration Reduction
Vi-Sorb	1/4 (6)	91969	60200, 60201	43%
		91966	60202	
		91968	60203, 60204	
	1/2 (13)	91978	60200, 60201	74%
		91965	60202	
		91967	60203, 60204	
3/4 (19)	91885	60200, 60201	80%	
	91886	60202		
	91984	60203, 60204		
Vi-Damp II	1/4 (6)	91962	60202	48%
		91964	60203, 60204	
	1/2 (13)	91961	60202	79%
		91963	60203, 60204	
	3/4 (19)	91887	60202	90%
		91988	60203, 60204	

Leveling Jack Specifications

Model No.	Recommended Max. Lifting Weight	Rise	Height x Width x Length	Weight lbs.	Anchor Bolt Hole Diameter
60200	3,000 lbs.	1/4"	1-1/8" x 3-1/2" x 6"	5	—
60201	9,000 lbs.	3/8"	2-1/4" x 3-1/2" x 6"	11	—
60202	15,000 lbs.	3/16"	2-1/2" x 3-1/2" x 5-3/4"	11	1"
60203	20,000 lbs.	1/4"	2-3/4" x 3-1/2" x 6-3/4"	14	1-1/8"
60204	30,000 lbs.	1/4"	2-3/4" x 3-1/2" x 6-3/4"	14	1-1/8"

Leveling Jack/Mounting Pad Assemblies

with 1/4" Vi-Sorb	with 1/2" Vi-Sorb	with 3/4" Vi-Sorb	with 1/4" Vi-Damp II	with 1/2" Vi-Damp II	with 3/4" Vi-Damp II
60205	60206	60207	—	—	—
60208	60209	60210	—	—	—
60211	60212	60213	60217	60218	60229
60214	60215	60216	60219	60220	60231
60230	60221	60232	60233	60234	60235

DynaMitt Sanding Glove

Hand-Sanding Has Never Been Easier

Part No. 58005

- Palm side of DynaMitt accepts hook-face abrasive sheets (sold separately).
- Ideal for sanding contours.
- Easily control pressure and sanding coverage.
- Includes rubber insert for more rigid applications. Insert fits into pocket under hook-face area.

DynaMitt Pack

Part No. 58009

- Includes 58005 DynaMitt and rubber insert, plus 93889 Abrasive Sheet Sample Kit (13 abrasive sheets in various grits).



Safety-Lock Throttle Levers

Help Prevent Accidental Tool Start-up

- Remove standard throttle lever from tool and install new safety-lock lever in seconds.
- Safety-lock levers are available for all Dynabrade air tools.
- Call our customer service department to identify which safety-lock lever fits your tool.



Side Handles

Various Designs & Styles

- Side handles improve operator comfort and control.
- Handles for many tools including Dynastraight® series, Dynangle®, Pistol-Grip Tools, Wet Tools, Drills, Die Grinders and Disc Sanders.
- Please contact customer service department to mate handle to each tool.



AIR TOOL ACCESSORIES

Tool Hangers

For Use with Dynabuffers

- Optional lightweight hanger easily attaches to Dynabrade Dynabuffers for convenient workplace storage.

Part No. 97166

- For use with 3" (76 mm) dia. Dynabuffer and Mini-Dynorbital® Silver Supreme.

Part No. 56592

- For use with 5" (127 mm) dia. Dynabuffer (58455).



Tool Handle

For Use with Dynabrade Tools

Part No. 53163

- Heavy-duty construction; perfectly centered over tool for ideal balance and comfort.
- Compatible with selected models of the Dynabelter®, Dynastraight®, Lightweight Dynastraight®, Dynisher, Mini-Dynisher, Dynaflex® III, Disc Sanders, Depressed Center Wheel Grinders, Cut-Off Wheel Tools and Drills.



53163 Handle (Assembly not included)

Dynuba

Cleaning and Polishing Products for Abrasive and Polishing Belts

Dynuba 100

Ozone Safe

- Our most popular Dynuba product - extends belt life.
- Keeps belts free of metal build-up when sanding non-ferrous metals with grit 80 or finer.



Dynuba 26

- Abrasive belt grease for use with all metals.
- Promotes free cutting, improves abrasive belt life; prevents heat discoloration.



Dynuba 103

- Removes abrasive belt build-up of wood and resin residue.
- Apply to grit side of moving abrasive belts and discs.
- 8-1/2" x 1-1/2" x 1-1/2" gum rubber stick.



Dynuba 171

- Easily cleaned.
- For brilliant cut and color on stainless and aluminum.
- Polishing compound for cloth belts and rag wheels. Apply to moving cloth belts or rag wheel.



Part Name	Part Number	Size	Container
Dynuba 100	60000	11.25 oz.	Aerosol Can
	60005	16 oz.	Spray Bottle
	60001	1 Gallon	Can
	60003	5 Gallon	Can
	60004	55 Gallon	Drum
Dynuba 26	60020	1-1/2 lb.	Grease Tube
Dynuba 103	60030	1/2 lb.	Cleaning Stick
Dynuba 171	60035	3 lb.	Polishing Tube

AIR TOOL ACCESSORIES

Lubricants and Grease

Help Prevent Downtime

Dynabrade Air Lube (10W/NR)

- Formulated for pneumatic equipment.
- Absorbs up to 10% of its weight in water.
- Prevents rust and formation of gum/sludge for longer tool operation with greater power and less downtime.



Part No. 95821
118 ml (4 oz.)

Part No. 95842
473 ml (1 pt.)

Part No. 95843
3.8 l (1 gallon)

Part No. 96101
Display Box

- 24 - 118 ml (4 oz.) bottles

Gear Oil

Part No. 95848

2.5 oz. (74 ml) Tube

- Formulated for Dynabrade geared tools utilizing a wick-type lubrication system.
- Apply every 8 hours of operation into tool's lubrication fitting.
- Failure to lubricate will cause premature gear failure and void warranty.
- Easy to apply using with Dynabrade P/N 95541 Grease/Oil Gun (shown, sold separately).



NOTE: For non wick-type lubrication systems, use 95542 Gear Grease.

Dynabrade Lubri-Pak

Part No. 76020

- Includes 10 oz. tube of multi-purpose grease, push-type gun and 4 oz. bottle of Dynabrade air tool oil.
- Convenient kit for tools with gears – tool maintenance made easy!
- Air lube prevents formation of contamination build-up.
- Grease suitable for bearings, cams, gears, etc.



Grease and Grease Gun

- Multi-purpose grease for all types of bearings, cams, gears.
- High film strength; excellent resistance to water, steam, etc.
- Workable range -18° C to 149° C (0° F to 300° F).



Part No. 95541

Push-Type Grease Gun

- One-hand operation.

Part No. 95542

283.5 g (10oz.) Tube

Finesse Sanding Creme and Glaze

For Use with Dynabrade Buffers

Finesse Sanding Creme

- A sanding compound for metal, fiberglass and composites.
- Use with fine-grade sanding discs.

Part No. 95723

4 oz. (118 ml)

Part No. 95724

1 qt. (946 ml)

Part No. 95725

1 gal. (3.8 l)



Dynabrade Glaze

- For use with slow-speed tools to achieve a high gloss after compounding.

Part No. 95727

4 oz. (118 ml)

Part No. 95728

1 qt. (946 ml)



Dynamount Bench Mount

Mounts Portable Air Tools Securely and Frees Operator's Hands

- Tool clamp swivels 180° for set-up versatility.
- Heavy-duty, rugged construction; easily mounts to workbench.
- Stands 9-3/4" tall in the upright position.
- Mounted tool can be rotated within clamp for desired positioning.

Universal Bench Mount

Part No. 80020

- Accepts air tools with motor diameters up to 1-3/4" diameter, such as Dynaflex®.

Part No. 80021

- Has custom worktable. Designed exclusively for Dynaflex® II and Dynaflex® III.


Part No. 80022

- Designed exclusively for Dynabelter® models 11475, 11476 and 11477.

Foot Pedal and Hose Assembly

Part No. 80015

- Connects to bench-mounted air tool; provides on/off foot control of air tool operation.
- Includes 11291 Foot Pedal and 11292 8' Hose Assembly (3/8" I.D. x 11/16" O.D.) with two 1/4" NPT male fittings.



AIR TOOL ACCESSORIES

Portable Wet Tank Assembly

Preset Your Desired Water Flow with Valve Tank

Part No. 95990

- Eliminates the need for a garden hose. Two gallon capacity. Heavy-duty corrosion resistant construction.
- Translucent tank allows easy viewing of liquid level.
- Hand pump manual pressurizes container (50 PSIG maximum pressure). No need for external power source.
- Adjustable "water feed" valves at two locations. Use valve at tool as an on/off switch.



Contact Wheels and Assemblies

Keep Your Belt Tools Running at Maximum Efficiency

Wheels and Assemblies for Use with Dynabrade Abrasive Belt Tools

Many configurations are available to accommodate a variety of applications

The first Contact Wheel assembly listed (*) is the assembly that comes standard with Contact Arm shown. All optional assemblies are listed below the standard assembly.

Contact Wheel assemblies include Contact Wheel plus two bearings. Certain assemblies may also contain a shaft and/or spacers. Refer to individual parts pages for breakdown.

Dynaflex® Contact Arm Assemblies

Contact Arm Part No.		Wheel Assembly Part No.		Wheel Part No.	Wheel Dia.	Wheel Width	Wheel I.D.	Face Surface	Material
11178		11068* 45 PSIG		11067	5/16"	3/8"	1/4"	Crowned	Steel
11179		11078*		11077	5/8"	3/8"	3/8"	Crowned	70 Duro Rubber
11212		11066* 45 PSIG		11065	5/16"	1/8"	1/4"	Flat	Steel
11213		11068* 45 PSIG		11067	5/16"	3/8"	1/4"	Crowned	Steel
		11070 45 PSIG		11069	7/16"	3/8"	1/4"	Crowned	70 Duro Rubber
		11076		11075	7/16"	3/8"	3/8"	Crowned	Steel
11214		11070* 45 PSIG		11069	7/16"	3/8"	1/4"	Crowned	70 Duro Rubber
		11068 45 PSIG		11067	5/16"	3/8"	1/4"	Crowned	Steel
		11076		11075	7/16"	3/8"	3/8"	Crowned	Steel
11215		11072*		11071	7/16"	1/8"	3/8"	Crowned	Brass
		11074		11073	5/8"	1/8"	3/8"	Crowned	70 Duro Rubber
11216		11074*		11073	5/8"	1/8"	3/8"	Crowned	70 Duro Rubber
		11072		11071	7/16"	1/8"	3/8"	Crowned	Brass
11217		11076*		11075	7/16"	3/8"	3/8"	Crowned	Steel
		11068		11067	5/16"	3/8"	1/4"	Crowned	Steel
		11070		11069	7/16"	3/8"	1/4"	Crowned	70 Duro Rubber

Contact Wheels and Assemblies (Cont'd)

Keep Your Belt Tools Running at Maximum Efficiency

Dynaflex® Contact Arm Assemblies (Cont'd)

*Assembly comes standard with Contact Arm shown

Contact Arm Part No.		Wheel Assembly Part No.		Wheel Part No.	Wheel Dia.	Wheel Width	Wheel I.D.	Face Surface	Material
11218		11078*		11077	5/8"	3/8"	3/8"	Crowned	70 Duro Rubber
11219		11080*		11079	1"	3/8"	3/8"	Round Radiused	70 Duro Rubber
		11078		11077	5/8"	3/8"	3/8"	Crowned	70 Duro Rubber
		11086		11085	1"	3/8"	3/8"	V-Shaped	90 Duro Urethane
11228		11078*			5/8"	3/8"	3/8"	Crowned	70 Duro Rubber
11231		11084*		11083	3/4"	1/2"	3/8"	Crowned	70 Duro Rubber
11232		11086*		11085	1"	3/8"	3/8"	V-Shaped	90 Duro Rubber
		11080		11079	1"	3/8"	3/8"	Round Radiused	90 Duro Rubber
		11078		11077	5/8"	3/8"	3/8"	Crowned	90 Duro Rubber
11234		11080*		11079	1"	3/8"	3/8"	Round Radiused	70 Duro Rubber
11237		11066* 45 PSIG		11065	5/16"	1/8"	1/4"	Flat	Steel
11238		11051*		N/A	1/4"	3/8"	N/A	Flat	Steel
11239		11068* 45 PSIG		11067	5/16"	3/8"	1/4"	Crowned	Steel
		11070		11069	7/16"	3/8"	1/4"	Crowned	70 Duro Rubber
		11076		11075	7/16"	3/8"	3/8"	Crowned	Steel
11240		11078*		11077	5/8"	3/8"	3/8"	Crowned	70 Duro Rubber
11241		11074*		11073	5/8"	1/8"	3/8"	Crowned	70 Duro Rubber
		11072		11071	7/16"	1/8"	3/8"	Crowned	Brass

Contact Wheels and Assemblies (Cont'd)

Keep Your Belt Tools Running at Maximum Efficiency

Dynaflex® Contact Arm Assemblies (Cont'd)

*Assembly comes standard with Contact Arm shown

Contact Arm Part No.		Wheel Assembly Part No.		Wheel Part No.	Wheel Dia.	Wheel Width	Wheel I.D.	Face Surface	Material
11243		11084*		11083	3/4"	1/2"	3/8"	Crowned	70 Duro Rubber
11244		11078*		11077	5/8"	3/8"	3/8"	Crowned	70 Duro Rubber
11245		11078*		11077	5/8"	3/8"	3/8"	Crowned	70 Duro Rubber
11252		11093		11092	1"	3/8"	3/8"	Round Radiused	40 Duro Rubber
11253		-		11377	2-1/8"	1/2"	5/8"	Flat	Urethane
		-		11378	2-1/8"	1/4"	5/8"	Flat	Urethane
11254		-		11375	4-3/8"	1/2"	5/8"	Flat	Urethane
		-		11376	4-3/8"	1/4"	5/8"	Flat	Urethane
11255		11078*		11077	5/8"	3/8"	3/8"	Crowned	70 Duro Rubber
11258		11078*		11077	5/8"	3/8"	3/8"	Crowned	70 Duro Rubber
11261		11078*		11077	5/8"	3/8"	3/8"	Crowned	70 Duro Rubber
11262		11078*		11077	5/8"	3/8"	3/8"	Crowned	70 Duro Rubber
11297		11090*		11077	5/8"	3/8"	3/8"	Crowned	70 Duro Rubber
11312		11078*		11077	5/8"	3/8"	3/8"	Crowned	70 Duro Rubber

Dynaflex® II Contact Arm Assemblies

*Assembly comes standard with Contact Arm shown

Contact Arm Part No.		Wheel Assembly Part No.		Wheel Part No.	Wheel Dia.	Wheel Width	Wheel I.D.	Face Surface	Material
11200		11088*		11077	5/8"	3/8"	3/8"	Crowned	70 Duro Rubber
11201		11068* 45 PSIG		11067	5/16"	3/8"	1/4"	Crowned	Steel
		11070		11069	7/16"	3/8"	1/4"	Crowned	70 Duro Rubber
		11076		11075	7/16"	3/8"	3/8"	Crowned	Steel

AIR TOOL ACCESSORIES

Contact Wheels and Assemblies (Cont'd)

Keep Your Belt Tools Running at Maximum Efficiency

Dynaflex® II Contact Arm Assemblies (Cont'd)

*Assembly comes standard with Contact Arm shown

Contact Arm Part No.		Wheel Assembly Part No.		Wheel Part No.	Wheel Dia.	Wheel Width	Wheel I.D.	Face Surface	Material
11202		11074*		11073	5/8"	1/8"	3/8"	Crowned	70 Duro Rubber
		11072		11071	7/16"	1/8"	3/8"	Crowned	Brass
11203		11078*		11077	5/8"	3/8"	3/8"	Crowned	70 Duro Rubber
11204		11080*		11079	1"	3/8"	3/8"	Round Radiused	90 Duro Rubber
		11078		11077	5/8"	3/8"	3/8"	Crowned	90 Duro Rubber
		11086		11085	1"	3/8"	3/8"	V-Shaped	90 Duro Rubber
11206		11282*		11281	3/4"	5/8"	3/8"	Crowned	70 Duro Rubber
11220		11352* 45 PSIG		11353	5/16"	5/8"	1/4"	Crowned	Steel
11280		11086*		11085	1"	3/8"	3/8"	V-Shaped	90 Duro Rubber
		11078		11077	5/8"	3/8"	3/8"	Crowned	70 Duro Rubber
		11080		11079	1"	3/8"	3/8"	Round Radiused	70 Duro Rubber
11286		11078*		11077	5/8"	3/8"	3/8"	Crowned	70 Duro Rubber
11287		11282*		11281	3/4"	5/8"	3/8"	Crowned	70 Duro Rubber
11300		11332* 45 PSIG		11333	1/4"	3/8"	3/16"	Crowned	Steel
		11342		11343	5/16"	3/8"	3/16"	Crowned	50 Duro Rubber
11301		11068* 45 PSIG		11067	5/16"	3/8"	1/4"	Crowned	Steel
		11070 45 PSIG		11069	7/16"	3/8"	1/4"	Crowned	70 Duro Rubber
11304		11078*		11077	5/8"	3/8"	3/8"	Crowned	70 Duro Rubber

Contact Wheels and Assemblies (Cont'd)

Keep Your Belt Tools Running at Maximum Efficiency

Dynaflex® II Contact Arm Assemblies (Cont'd)

*Assembly comes standard with Contact Arm shown

Contact Arm Part No.		Wheel Assembly Part No.		Wheel Part No.	Wheel Dia.	Wheel Width	Wheel I.D.	Face Surface	Material
11305		11093		11092	1"	3/8"	3/8"	Round Radiused	40 Duro Rubber
11312		11078*		11077	5/8"	3/8"	3/8"	Crowned	70 Duro Rubber
11314		11066* 45 PSIG		11065	5/16"	1/8"	1/4"	Flat	Steel
11320		11078*		11077	5/8"	3/8"	3/8"	Crowned	70 Duro Rubber
11321		11070* 45 PSIG		11069	7/16"	3/8"	1/4"	Crowned	70 Duro Rubber
		11068 45 PSIG		11067	5/16"	3/8"	1/4"	Crowned	Steel
		11076		11075	7/16"	3/8"	3/8"	Crowned	Steel
11322		11090*		11077	5/8"	3/8"	3/8"	Crowned	70 Duro Rubber
11325		11078		11077	5/8"	3/8"	3/8"	Crowned	70 Duro Rubber
11329		11078*		11077	5/8"	3/8"	3/8"	Crowned	70 Duro Rubber
11330		11072*		11071	7/16"	1/8"	3/8"	Crowned	Brass
		11074		11073	5/8"	1/8"	3/8"	Crowned	70 Duro Rubber
11337		11076*		11075	7/16"	3/8"	3/8"	Crowned	Steel
		11068		11067	5/16"	3/8"	1/4"	Crowned	Steel
11341		11342* 45 PSIG		11343	5/16"	3/8"	3/16"	Crowned	50 Duro Rubber
		11332		11333	1/4"	3/8"	3/16"	Crowned	Steel
11350		11352*		11353	5/16"	5/8"	1/4"	Crowned	Steel
11360		11078*		11077	5/8"	3/8"	3/8"	Crowned	70 Duro Rubber

Contact Wheels and Assemblies (Cont'd)

Keep Your Belt Tools Running at Maximum Efficiency

Mini-Dynaflex® II Contact Arm Assemblies

*Assembly comes standard with Contact Arm shown

Contact Arm Part No.		Wheel Assembly Part No.		Wheel Part No.	Wheel Dia.	Wheel Width	Wheel I.D.	Face Surface	Material
15025		11093		11092	1"	3/8"	3/8"	Round Radiused	40 Duro Rubber
15026		11078*		11077	5/8"	3/8"	3/8"	Crowned	70 Duro Rubber
		11086		11085	1"	3/8"	3/8"	V-Shaped	90 Duro Rubber
15027		11074*		11073	5/8"	1/8"	3/8"	Crowned	70 Duro Rubber
		11072		11071	7/16"	1/8"	3/8"	Crowned	Brass
15028		11080*		11079	1"	3/8"	3/8"	Round Radiused	70 Duro Rubber
15029		11086*		11085	1"	3/8"	3/8"	V-Shaped	90 Duro Urethane
		11080		11079	1"	3/8"	3/8"	Round Radiused	90 Duro Rubber
15030		11068* 45 PSIG		11067	5/16"	3/8"	1/4"	Crowned	Steel
		11070 45 PSIG		11069	7/16"	3/8"	1/4"	Crowned	70 Duro Rubber
		11076 45 PSIG		11075	7/16"	3/8"	3/8"	Crowned	Steel
15031		11070* 45 PSIG		11069	7/16"	3/8"	1/4"	Crowned	70 Duro Rubber
		11068 45 PSIG		11067	5/16"	3/8"	1/4"	Crowned	Steel
		11076 45 PSIG		11075	7/16"	3/8"	3/8"	Crowned	Steel
15032		11332* 45 PSIG		11333	1/4"	3/8"	3/16"	Crowned	Steel
		11342 45 PSIG		11343	5/16"	3/8"	3/16"	Crowned	50 Duro Rubber
15033		11342* 45 PSIG		11343	5/16"	3/8"	3/16"	Crowned	50 Duro Rubber
		11332 45 PSIG		11333	1/4"	3/8"	3/16"	Crowned	Steel

AIR TOOL ACCESSORIES

Contact Wheels and Assemblies (Cont'd)

Keep Your Belt Tools Running at Maximum Efficiency

Dynaflex® III Contact Arm Assemblies

*Assembly comes standard with Contact Arm shown

Contact Arm Part No.		Wheel Assembly Part No.		Wheel Part No.	Wheel Dia.	Wheel Width	Wheel I.D.	Face Surface	Material
11200		11088*		11077	5/8"	3/8"	3/8"	Crowned	70 Duro Rubber
11203		11078*		11077	5/8"	3/8"	3/8"	Crowned	70 Duro Rubber
11204		11080*		11079	1"	3/8"	3/8"	Round Radiused	70 Duro Rubber
11206		11282*		11281	3/4"	5/8"	3/8"	Crowned	70 Duro Rubber
11286		11078*		11077	5/8"	3/8"	3/8"	Crowned	70 Duro Rubber
11287		11282*		11281	3/4"	5/8"	3/8"	Crowned	70 Duro Rubber
11320		11078*		11077	5/8"	3/8"	3/8"	Crowned	70 Duro Rubber
11702		11638*		11637	4"	1/2"		Round Radiused	70 Duro Rubber
15321		15320*		15318	3/4"	7/8"	3/8"	Crowned	70 Duro Rubber
15326		15320*		15318	3/4"	7/8"	3/8"	Crowned	70 Duro Rubber
15350		15349*		11617	2"	1"	5/8"	Flat	90 Duro Rubber
		15346		15342	2"	5/8"	5/8"	Crowned	40 Duro Rubber
		15347		15343	2"	1"	5/8"	V-Shaped	70 Duro Rubber
		15348		11649	2"	1"	5/8"	Flat	70 Duro Rubber
15351		15348*		11649	2"	1"	5/8"	Flat	70 Duro Rubber
		15346		15342	2"	5/8"	5/8"	Crowned	40 Duro Rubber
		15347		15343	2"	1"	5/8"	V-Shaped	70 Duro Rubber
		15349		11617	2"	1"	5/8"	Flat	90 Duro Rubber

AIR TOOL ACCESSORIES

Contact Wheels and Assemblies (Cont'd)

Keep Your Belt Tools Running at Maximum Efficiency

Dynaflex® III Contact Arm Assemblies (Cont'd)

*Assembly comes standard with Contact Arm shown

Contact Arm Part No.		Wheel Assembly Part No.		Wheel Part No.	Wheel Dia.	Wheel Width	Wheel I.D.	Face Surface	Material
15356		15346*		15342	2"	5/8"	5/8"	Crowned	40 Duro Rubber
		15347		15343	2"	1"	5/8"	V-Shaped	70 Duro Rubber
		15348		11649	2"	1"	5/8"	Flat	70 Duro Rubber
		15349		11617	2"	1"	5/8"	Flat	90 Duro Rubber
15357		15347*		15343	2"	1"	5/8"	V-Shaped	70 Duro Rubber
		15346		15342	2"	5/8"	5/8"	Crowned	40 Duro Rubber
		15348		11649	2"	1"	5/8"	Flat	70 Duro Rubber
		15349		11617	2"	1"	5/8"	Flat	90 Duro Rubber
15368		15359*		15358	1"	5/8"	5/8"	Flat	70 Duro Rubber
		11616		11615	1"	5/8"	5/8"	Flat	80 Duro Rubber
15375		15348*		11649	2"	5/8"	5/8"	Flat	70 Duro Rubber
		15346		15342	2"	5/8"	5/8"	Crowned	40 Duro Rubber
		15347		15343	2"	5/8"	5/8"	V-Shaped	70 Duro Rubber
		15349		11617	2"	5/8"	5/8"	Flat	90 Duro Rubber

Contact Wheels and Assemblies (Cont'd)

Keep Your Belt Tools Running at Maximum Efficiency

Dynabelter® Contact Arm Assemblies

*Assembly comes standard with Contact Arm shown

Contact Arm Part No.		Wheel Assembly Part No.		Wheel Part No.	Wheel Dia.	Wheel Width	Wheel I.D.	Face Surface	Material
11681		11650*		11649	2"	1"	5/8"	Standard	70 Duro Rubber
		11644		11643	2"	1/2"	5/8"	Crowned	90 Duro Rubber
		11634		11633	2"	1"	5/8"	Crowned	40 Duro Rubber
		11618		11617	2"	1"	5/8"	Standard	90 Duro Rubber
11663		11616*		11615	1"	1"	5/8"	Flat	80 Duro Rubber
11668		11616*		11615	1"	1"	5/8"	Flat	80 Duro Rubber
11677		11620*		11619	4"	1"	5/8"	Crowned	40 Duro Rubber
		11689		11688	4"	1"	5/8"	Scoop	60 Duro Urethane
		11636		11635	4"	1"	5/8"	Scoop	80 Duro Urethane
11682		11638*		11637	4"	1/2"	5/8"	Severely Radiused	70 Duro Rubber
11684		11642*		11641	4"	5/8"	5/8"	Scoop	40 Duro Rubber
		11892		11886	4"	5/8"	5/8"	Scoop	80 Duro Urethane
		11889		11888	4"	5/8"	5/8"	Scoop	90 Duro Urethane
11717		11618*		11617	2"	1"	5/8"	Standard	90 Duro Rubber
		11644		11643	2"	1/2"	5/8"	Standard	90 Duro Rubber
		11634		11633	2"	1"	5/8"	Crowned	40 Duro Rubber
		11650		11649	2"	1"	5/8"	Standard	70 Duro Rubber
11870		11847*		11846	2"	2"	1-1/8"	Standard	70 Duro Urethane
		11851		11850	2"	2"	1-1/8"	Standard	90 Duro Urethane

AIR TOOL ACCESSORIES

Drop-In Motors

Reduce Costly Downtime Associated with Routine Maintenance



For Models Not Listed, Please Contact Customer Service

Model No.	Drop-In Motor	Model No.	Drop-In Motor	Model No.	Drop-In Motor	Model No.	Drop-In Motor	Model No.	Drop-In Motor	Model No.	Drop-In Motor	Model No.	Drop-In Motor		
11475	01711	14000	01198	48370	45300	51392	01904	52206	01390	52531	02050	52715	01889	53104	55059
11477	52440	14010	01198	48500	01392	51393	01911	52211	01044	52532	02051	52716	01889	53105	55059
12200	53406	14200	01711	48503	01393	51394	01905	52212	01044	52537	01911	52717	01889	53106	55059
12201	53406	15003	01393	48520	45294	51395	01905	52213	01044	52538	02030	52718	01889	53135	53406
12202	53406	15006	01393	48521	45295	51396	01904	52216	01030	52540	02030	52719	01911	53143	01905
12204	53406	15300	01711	48522	45296	51397	01911	52218	01030	52541	02050	52720	01911	53232	02410
12205	53406	15302	01711	48530	45294	51400	53408	52221	01044	52542	02051	52721	01911	53233	02411
12206	53406	15360	15379	48531	45295	51401	53409	52222	01044	52557	02093	52722	01911	53234	02410
12207	53406	15400	01711	48532	45296	51402	53408	52223	01044	52558	02093	52760	01426	53235	02410
12250	02501	15401	01711	48540	45294	51405	53408	52242	01904	52561	01911	52802	01428	53242	02415
13100	53407	15420	01711	48541	45295	51410	53408	52256	01712	52562	01911	52831	52945	53243	02416
13101	53406	30200	53169	48542	45296	51411	53408	52257	01712	52563	01991	52832	52946	53244	02415
13102	53407	30304	53169	49135	45298	51412	53409	52258	01712	52564	01911	52833	52945	53245	02415
13200	53170	30336	53169	49425	45297	51415	53408	52267	01030	52565	01911	52834	52945	53251	02410
13201	53169	30337	53169	50210	02050	51430	53408	52276	01713	52573	01893	52835	52946	53252	02410
13202	53169	40320	01030	50211	02050	51450	01136	52277	01713	52574	01893	52836	52944	53253	02410
13204	53169	40321	01030	50302	01911	51451	01184	52278	53170	52576	02218	52861	53408	53261	02415
13205	53169	40324	01030	50320	55055	51454	01136	52280	02093	52577	01911	52862	52887	53262	02415
13206	53170	40326	01030	50321	01911	51455	01184	52289	01717	52578	01911	52863	52887	53263	02415
13207	53170	40330	01030	50324	55055	51470	53169	52290	01717	52579	01911	52864	52887	53400	53406
13214	53170	40335	01030	50340	55060	51472	53169	52293	01717	52580	01911	52900	31635	53401	53406
13220	53169	40352	01253	50350	01385	51474	53169	52294	01717	52590	54807	52903	52945	53402	53406
13280	53406	40353	01253	50561	02050	51476	53169	52297	01717	52596	01426	52904	52946	53403	53406
13300	53408	40381	53409	50570	02050	51479	53169	52373	01894	52597	01428	52905	52945	53403	53406
13301	53409	46000	45294	51130	01712	51600	53169	52374	01894	52630	01426	52906	52945	53410	53406
13310	53408	46001	45295	51134	01127	51601	53169	52376	01911	52631	01426	52907	52946	53415	53407
13320	53408	46002	45296	51200	53407	51602	53169	52377	01911	52632	01426	52931	52945	53417	53407
13400	01136	47200	45297	51201	53406	51603	53169	52378	01911	52633	01426	52932	52946	53420	53406
13401	01136	47201	45298	51202	53407	51604	53169	52379	01911	52634	01426	52933	52945	53430	53406
13410	01136	47202	45297	51203	53407	51605	53169	52380	01911	52635	01426	52934	52945	53435	53407
13411	01136	47211	53408	51204	53406	51700	52887	52400	01132	52638	01426	52935	52946	53440	53406
13450	01904	47212	53409	51205	53407	51820	02030	52402	01132	52639	01426	52936	52944	53455	53407
13460	01904	47800	45294	51225	02030	51821	02050	52405	01132	52656	01428	52986	52945	53460	53407
13500	01904	47801	45295	51226	02050	51822	02051	52410	01711	52657	01428	52987	52946	53465	53407
13501	01888	47802	45296	51227	02051	51846	02030	52412	01711	52660	01888	53037	01198	53465	53407
13502	01888	47820	45294	51230	02030	51847	02050	52413	01711	52662	01887	53046	02030	53501	01127
13503	01888	47821	45295	51231	02050	51848	02051	52415	01711	52663	01908	53047	02050	53501	01127
13505	10888	47822	45296	51232	02051	52050	53406	52418	17929	52665	01908	53048	02051	53502	01127
13506	10888	48201	45299	51235	01392	52051	53406	52420	02219	52666	01908	53060	55057	53510	01127
13507	01887	48203	45299	51236	01392	52052	53406	52430	02216	52667	01908	53072	53409	53511	01127
13508	01887	48205	01390	51300	01198	52060	53407	52431	02216	52668	01908	53073	53408	53521	01905
13509	01886	48207	01390	51301	01198	52061	53407	52434	02400	52669	01905	53074	53409	53522	01905
13511	01905	48315	45294	51301	01198	52062	53407	52435	02400	52672	01904	53077	53407	53523	01905
13512	01905	48316	45295	51302	01198	52100	53170	52436	01711	52673	01911	53078	53406	53531	01910
13515	01905	48317	45296	51303	01198	52100	53169	52438	01911	52675	01911	53079	53407	53532	01910
13516	01905	48325	45299	51304	01296	52101	53169	52439	02030	52676	01911	53080	01136	53533	01910
13517	01904	48327	45299	51305	01296	52101	53170	52500	01392	52677	01911	53081	01184	53781	02400
13518	01904	48335	01390	51306	01296	52102	53170	52503	01392	52678	01911	53090	55059	53783	02400
13519	01903	48337	01390	51307	01297	52102	01717	52515	02087	52679	01911	53091	55059	53807	01044
13520	01904	48341	45299	51330	01712	52103	53170	52516	02089	52700	01711	53092	52916	53808	01345
13521	01888	48345	45300	51331	01712	52104	53169	52518	55056	52705	02050	53093	51915	53811	01717
13523	01887	48350	45299	51332	01713	52105	53170	52520	02030	52706	02030	53094	52916	53812	01346
13525	01888	48355	45299	51333	01713	52200	01390	52521	02050	52710	02030	53095	55059	53868	01427
13531	01905	48360	45299	51390	01905	52202	01390	52522	02051	52711	02050	53096	55056	53869	01427
13535	01887	48365	45300	51391	01905	52204	01390	52530	02030	52712	02051	53103	55057	54343	01882

AIR TOOL ACCESSORIES

Drop-In Motors (Cont'd)

Reduce Costly Downtime Associated with Routine Maintenance



For Models Not Listed, Please Contact Customer Service

Model No.	Drop-In Motor	Model No.	Drop-In Motor	Model No.	Drop-In Motor	Model No.	Drop-In Motor	Model No.	Drop-In Motor	Model No.	Drop-In Motor	Model No.	Drop-In Motor
54347	01881	54736	01882	56715	02030	57900	58096	59005	59454	59035	59454	69005	69456
54359	01882	54740	01899	56719	02051	57906	58096	59008	59454	59038	59454	69008	69456
54363	01891	54742	01890	56723	01390	57910	58096	59009	59454	59039	59454	69009	69456
54369	01890	54744	01891	56727	53409	57930	58096	59010	59454	59040	59454	69010	69459
54374	01899	54746	01890	56739	01717	58000	58096	59013	59454	59043	59454	69013	69459
54387	01890	54767	01881	56743	01908	58010	58096	59014	59454	59044	59454	69014	69459
54391	01717	54769	01882	56747	01908	58015	58096	59015	59454	59100	59454	69015	69454
54400	01881	54771	01880	56751	53407	58017	58096	59018	59454	59103	59454	69018	69454
54403	01882	54773	01882	56755	01391	58034	02030	59019	59454	59104	59454	69019	69454
54406	01880	54775	01880	56759	01713	58035	02050	59020	59454	59105	59454	69020	69457
54409	01882	54777	01882	57101	51375	58037	02030	59023	59454	59108	59454	69023	69457
54421	01899	54783	01899	57126	51365	58038	02030	59024	59454	59109	59454	69024	69457
54424	01890	54785	01890	57127	02093	58039	02030	59025	59454	59110	59454	69025	69460
54427	01891	54787	01891	57500	59480	58050	53408	59028	59454	59113	59454	69028	69460
54430	01890	54789	01890	57502	59480	58054	59454	59029	59454	59114	59454	69029	69460
54730	01881	54791	01891	57502	59480	59000	59454	59030	59454	69000	69453	69030	69455
54732	01882	54793	01890	57503	59480	59003	59454	59033	59454	69003	69453	69033	69455
54734	01880	55126	55150	57504	59480	59004	59454	59034	59454	69004	69453	69034	69455

AIR TOOL ACCESSORIES

Drop-In Motor "Ten Packs"

For Use with Dynorbital-Spirit® Random Orbital Sanders

Pad Diameter	Orbit Diameter	Ten Pack	Ten Pack with Repair Tools
3-1/2" (89 mm)	3/8" (10 mm)	59503	59460
	3/16" (5 mm)	59504	59461
	3/32" (2.5 mm)	59505	59462
5" (127 mm)	3/8" (10 mm)	59506	59463
	3/16" (5 mm)	59507	59464
	3/32" (2.5 mm)	59508	59465
6" (152 mm)	3/8" (10 mm)	59509	59466
	3/16" (5 mm)	59510	59467
	3/32" (2.5 mm)	59511	59468



For Use with Dynorbital® Silver Supreme Random Orbital Sanders

Pad Diameter	Orbit Diameter	Ten Pack	Ten Pack with Repair Tools
3" (76 mm)	3/8" (10 mm)	69467	N/A
	3/16" (5 mm)	69468	N/A
	3/32" (2.5 mm)	69469	N/A
3-1/2" (89 mm)	3/8" (10 mm)	69470	N/A
	3/16" (5 mm)	69471	N/A
	3/32" (2.5 mm)	69472	N/A
5" (127 mm)	3/8" (10 mm)	69473	N/A
	3/16" (5 mm)	69474	N/A
	3/32" (2.5 mm)	69475	N/A
6" (152 mm)	3/8" (10 mm)	69476	N/A
	3/16" (5 mm)	69477	N/A
	3/32" (2.5 mm)	69478	N/A



Motor Tune-Up Kits

Includes Assorted Parts to Maintain Your Motor at Peak Efficiency

For Models Not Listed, Please Contact Customer Service

Model No.	Tune-Up Kit	Model No.	Tune-Up Kit	Model No.	Tune-Up Kit	Model No.	Tune-Up Kit	Model No.	Tune-Up Kit	Model No.	Tune-Up Kit	Model No.	Tune-Up Kit		
11475	96045	13517	96532	30336	96260	48350	96541	50570	96179	51400	96174	52061	96173	52418	96529
11476	96011	13518	96532	30337	96260	48355	96541	51130	95600	51401	96174	52062	96173	52420	96044
11477	96259	13519	96532	40320	96044	48360	96541	51134	96007	51402	96174	52100	96260	52430	96045
11486	96011	13520	96532	40321	96044	48365	96541	51200	96173	51405	96174	52101	96260	52431	96045
12200	96261	13521	96532	40324	96044	48370	96541	51201	96173	51410	96174	52102	96260	52434	98623
12201	96261	13523	96532	40326	96044	48500	96541	51202	96173	51411	96174	52103	96260	52435	95600
12202	96261	13525	96532	40330	96044	48503	96541	51203	96173	51412	96174	52104	96260	52436	96045
12204	96261	13531	96532	40335	96044	48520	96541	51204	96173	51415	96174	52105	96260	52438	96532
12205	96261	13535	96532	40352	96074	48521	96541	51205	96173	51430	96174	52200	96048	52439	96179
12206	96261	14000	95600	40353	96074	48522	96541	51225	96179	51450	96234	52202	96048	52500	96049
12207	96261	14010	95600	40381	96174	48530	96541	51226	96179	51451	96234	52204	96048	52503	96049
12250	96533	14200	95840	46000	96541	48531	96541	51227	96179	51454	96234	52206	96048	52515	96522
13100	96173	14300	96011	46001	96541	48532	96541	51230	96179	51455	96234	52211	96044	52516	96522
13101	96173	14303	96011	46002	96541	48540	96541	51231	96179	51458	96672	52212	96044	52518	96522
13102	96173	14306	96011	47200	96541	48541	96541	51232	96179	51459	96672	52213	96044	52520	96179
13200	96260	15003	96074	47201	96541	48542	96541	51235	96049	51470	96178	52216	96044	52521	96179
13201	96260	15006	96074	47202	96541	49135	96541	51236	96049	51472	96178	52218	96044	52522	96179
13202	96260	15300	96233	47211	96541	49400	96541	51300	95600	51474	96178	52221	96044	52530	96179
13204	96260	15302	96233	47212	96541	49401	96541	51301	95600	51476	96178	52222	96044	52531	96179
13205	96260	15360	96233	47800	96541	49410	96541	51302	95600	51479	96178	52223	96044	52532	96179
13206	96260	15400	96233	47801	96541	49420	96541	51303	95600	51510	96672	52242	96045	52537	96532
13207	96260	15401	96233	47802	96541	49425	96541	51304	96530	51511	96672	52256	96529	52538	96179
13214	96260	15420	96233	47820	96541	49430	96541	51305	96530	51600	96178	52257	96529	52540	96179
13220	96260	18000	96650	47821	96541	49440	96541	51306	96530	51601	96178	52258	96529	52541	96179
13280	96173	18001	96650	47822	96541	49455	96541	51307	96530	51602	96178	52267	96044	52542	96179
13300	96174	18010	96653	48201	96541	50210	96179	51330	96259	51603	96178	52276	96529	52557	96522
13301	96174	18011	96653	48203	96541	50211	96179	51331	96259	51604	96178	52277	96529	52558	96522
13310	96174	18015	96653	48205	96541	50302	96532	51332	96259	51605	96178	52278	96529	52561	96532
13320	96174	18020	96675	48207	96541	50303	96041	51333	96259	51820	96179	52280	96522	52562	96532
13400	96234	18025	96675	48315	96541	50304	96041	51350	96531	51821	96179	52289	96045	52563	96532
13401	96234	18026	96675	48316	96541	50307	96041	51390	96532	51822	96179	52290	96045	52564	96532
13410	96234	18050	96672	48317	96541	50320	96047	51391	96532	51846	96179	52293	96045	52565	96532
13411	96234	18055	96673	48325	96541	50321	96047	51392	96532	51847	96179	52294	96045	52573	96532
13450	96532	18056	96673	48327	96541	50324	96047	51393	96532	51848	96179	52297	96045	52574	96532
13460	96532	18063	96671	48335	96541	50340	96047	51394	96532	52050	96173	52373	96532	52576	96039
13500	96532	18067	96673	48337	96541	50348	96043	51395	96532	52051	96173	52374	96532	52577	96532
13501	96532	18075	96665	48341	96541	50350	96042	51396	96532	52052	96173	52376	96532	52578	96532
13502	96532	18080	96675	48345	96541	50561	96179	51397	96532	52060	96173	52377	96532	52579	96532
13503	96532	18100	96675									52378	96532	52580	96532
13505	96532	18101	96675									52379	96532	52590	96505
13506	96532	18160	96675									52380	96532	52596	96100
13507	96532	18180	96675									52400	96044	52597	96100
13508	96532	18253	96673									52402	96044	52630	96100
13509	96532	18255	96673									52405	96044	52631	96100
13511	96532	18256	96673									52410	96045	52632	96100
13512	96532	18258	96673									52412	96045	52633	96100
13515	96532	30200	96260									52413	96045	52634	96100
13516	96532	30304	96260									52415	96045	52635	96100



AIR TOOL ACCESSORIES

Motor Tune-Up Kits (Cont'd)

Includes Assorted Parts to Maintain Your Motor at Peak Efficiency

For Models Not Listed, Please Contact Customer Service

Model No.	Tune-Up Kit	Model No.	Tune-Up Kit	Model No.	Tune-Up Kit	Model No.	Tune-Up Kit	Model No.	Tune-Up Kit	Model No.	Tune-Up Kit	Model No.	Tune-Up Kit
52638	96100	52905	96067	53261	96553	54424	98623	56859	96024	57923	96169	58461	98220
52639	96100	52906	96067	53262	96553	54427	98623	56862	96024	57924	96169	58465	98220
52656	96100	52907	96067	53263	96553	54430	98623	56863	96024	57925	96169	58466	98220
52657	96100	52931	96067	53400	96333	54730	96680	56870	96024	57926	96169	58480	98224
52660	96532	52932	96067	53401	96333	54732	96680	56873	96024	57927	96169	58485	98224
52662	96532	52933	96067	53402	96333	54734	96680	56874	96024	57928	96169	58500	98222
52663	96532	52934	96067	53403	96333	54736	96680	56880	96024	57929	96169	58501	98222
52665	96532	52935	96067	53410	96333	54740	98623	56883	96024	57930	96236	58502	98222
52666	96532	52936	96067	53415	96179	54742	98623	56884	96024	58000	96236	58503	98222
52667	96532	52986	96067	53417	96179	54744	98623	56890	96024	58010	96236	58504	98222
52668	96532	52987	96067	53420	96333	54746	98623	56893	96024	58015	96236	58505	98222
52669	96532	53037	95600	53430	96333	54767	96680	56894	96024	58017	96236	58506	98222
52672	96532	53046	96179	53435	96179	54769	96680	57101	96537	58034	96179	58507	98222
52673	96532	53047	96179	53440	96333	54771	96680	57126	96537	58035	96179	58509	98222
52675	96532	53048	96179	53455	96333	54773	96680	57127	96522	58037	96179	59000	96510
52676	96532	53060	96047	53460	96179	54775	96680	57400	96107	58038	96179	59003	96510
52677	96532	53072	96173	53465	96179	54777	96680	57401	96107	58039	96179	59004	96510
52678	96532	53073	96174	53501	96007	54785	98623	57404	96107	58040	98576	59005	96510
52679	96532	53074	96174	53502	96007	54787	98623	57405	96107	58041	98576	59008	96510
52700	96045	53077	96173	53510	96007	54789	98623	57407	96107	58050	96174	59009	96510
52705	96179	53078	96174	53511	96007	54791	98623	57500	96109	58054	96510	59010	96510
52706	96179	53079	96174	53521	96532	54793	98623	57502	96109	58070	96169	59013	96510
52710	96179	53080	96234	53522	96532	55126	96542	57503	96109	58075	96169	59014	96510
52711	96179	53081	96234	53523	96532	56715	96179	57504	96109	58400	98220	59015	96510
52712	96179	53090	96047	53531	96532	56719	96179	57550	96107	58401	98220	59018	96510
52715	96532	53091	96047	53532	96532	56723	96049	57553	96107	58405	98220	59019	96510
52716	96532	53092	96466	53533	96532	56727	96049	57571	96018	58406	98220	59020	96510
52717	96532	53093	96466	53781	96680	56739	96045	57572	96018	58409	98220	59023	96510
52718	96532	53094	96466	53783	96532	56743	96532	57573	96018	58410	98221	59024	96510
52719	96532	53095	96047	53807	98621	56747	96532	57574	96018	58411	98221	59025	96510
52720	96532	53096	96047	53808	98621	56751	96173	57575	96018	58414	98221	59028	96510
52721	96532	53103	96047	53811	98623	56755	96049	57582	96018	58415	98220	59029	96510
52722	96532	53104	96047	53812	98623	56759	96529	57583	96018	58416	98220	59030	96510
52760	96100	53105	96047	53868	96100	56800	96024	57584	96018	58418	98220	59033	96510
52802	96100	53106	96047	53869	96100	56803	96024	57585	96018	58419	98220	59034	96510
52831	96067	53135	96333	54343	96680	56804	96024	57800	96024	58420	98220	59035	96510
52832	96067	53143	96532	54347	96680	56815	96024	57801	96024	58430	98220	59038	96510
52833	96067	53232	96552	54359	96680	56818	96024	57804	96024	58431	98220	59039	96510
52834	96067	53233	96552	54363	98623	56819	96024	57810	96024	58435	98220	59040	96510
52835	96067	53234	96552	54369	98623	56826	96024	57811	96024	58436	98220	59043	96510
52836	96067	53235	96552	54374	98623	56829	96024	57814	96024	58441	98221	59044	96510
52861	96174	53242	96553	54387	98623	56830	96024	57900	96236	58442	98221	59100	96510
52862	96174	53243	96553	54391	98623	56840	96024	57906	96236	58443	98221	59103	96510
52863	96174	53244	96553	54400	96680	56843	96024	57908	96169	58444	98221	59104	96510
52864	96174	53245	96553	54403	96680	56844	96024	57909	96169	58445	98221	59105	96510
52900	98223	53251	96552	54406	96680	56850	96024	57910	96236	58446	98221	59108	96510
52903	96067	53252	96552	54409	96680	56853	96024	57920	96169	58455	98220	59109	96510
52904	96067	53253	96552	54421	98623	56854	96024	57922	96169	58460	98220	59110	96510

AIR TOOL ACCESSORIES



ABRASIVEDGE

Dynabrade, Inc. is proud to present our **AbrasiveEdge** offering, an exciting and comprehensive range of top-quality **abrasive products**. Long established as the **global leader** in abrasive power tool technology, **Dynabrade** is also your source for the finest in **Abrasive Belts, Discs, Sheets** and more – all backed by the **Dynabrade** hallmark of outstanding **technical support** and unmatched **customer service!**

Product Category	Page	Product Category	Page
Bands, Abrasive.....	285	Polishing Products	288
Belts, Abrasive	270	Rolls & Strips, Abrasive	286
Blades & Files	292	Rolls, Microfinishing	287
Bonded Products.....	281	Scribe Points & Chisels	293
Discs, Abrasive	275	Sheets, DynaCut	277
Discs, Center-Hole.....	280	Stars, Abrasive	284
Discs, Locking-Type.....	279	Wheels, Abrasive.....	282
Dynafine® Abrasives	278	Wheels, Convolute.....	283
Dynascalers Flaps & Hubs.....	293	Wheels, Cut-Off	293
Grit Grading Systems.....	294	Wire Products	289

ABRASIVEDGE Regional Offerings

Dynabrade’s selection of abrasive products varies, based on **region** and/or **market needs**. For details on our abrasive offering in **European countries** or in **India**, please contact your local office, as shown:

In European Countries



DYNABRADE EUROPE S.à r.l.
 Zone Artisanale Op Tomm 6
 L-5485 Wormeldange—Haut, Luxembourg
 Telephone: +352 768 494 1 • Fax: +352 768 495
 Email: sales@dynabrade.lu

In India



DYNABRADE INDIA
ABRASIVE POWER TOOLS Pvt Ltd.
 EL-54, TTC Industrial Area, M.I.D.C. Mahape,
 Electronic Zone, Navi Mumbai - 400705
 Maharashtra, India • Telephone: +91 22 2763 2226
 Fax: +91 22 2763 2228
 Email: customerservice.india@dynabrade.com

ABRASIVEDGE

Narrow Abrasive Belts

DynaCut Zirconia Alumina (Z/A) Coated Abrasive Belts:

Versatile, high-performance mineral that is sharp, hard and tough. For metalworking finishing on stainless steel, nickel alloy, forged steel and aluminum.

DynaCut Aluminum Oxide (A/O) Coated Abrasive Belts:

The most common mineral for general purpose applications, primarily on softer metals. For light and heavier grinding, plus blending on aluminum, carbon steel, brass and bronze.

DynaCut Ceramic (CER) & Premium Ceramic (PCER) Coated Abrasive Belts:

Self-sharpening design lasts 50% to 200% longer than other belts. For light/heavier grinding, coatings removal on stainless steel, carbon steel, titanium, nickel alloy, chrome and inconel.

DynaBrite® & DynaBrite® Premium Surface Conditioning (NWN) Belts:

Tough reinforced non-woven nylon impregnated with abrasive grain and resin. Ideal for surface conditioning, decorative finishing, light/heavy cleaning, blending and polishing.



ABRASIVEDGE

W x L (Inches)	Belt Type	Belt Brand	COATED ABRASIVES									SURFACE CONDITIONING (NWN)			Package Quantity		
			36 Grit	40 Grit	50 Grit	60 Grit	80 Grit	120 Grit	180 Grit	220 Grit	320 Grit	Coarse	Medium	Very Fine			
1/8 x 12	Z/A	DynaCut	•	•	•	•	79004	79005	•	•	•	n/a	n/a	n/a	50		
1/8 x 12	A/O	DynaCut	•	•	•	•	92206	92207	92208	92209	92210	n/a	n/a	n/a	50		
1/8 x 12	PCER	DynaCut Premium	•	•	•	•	79103	79183	•	•	•	n/a	n/a	n/a	50		
1/8 x 18	Z/A	DynaCut	•	•	•	•	79024	79025	•	•	•	n/a	n/a	n/a	50		
1/8 x 18	A/O	DynaCut	•	•	•	•	90211	92228	92229	92232	92233	92234	n/a	n/a	n/a	50	
1/8 x 18	PCER	DynaCut Premium	•	•	•	•	79118	79186	•	•	•	n/a	n/a	n/a	50		
1/8 x 18	CER	DynaCut Ceramic	•	•	•	•	82553	82558	82563	•	•	•	n/a	n/a	n/a	50	
1/8 x 24	Z/A	DynaCut	•	•	•	•	79049	79054	79055	•	•	•	n/a	n/a	n/a	50	
1/8 x 24	A/O	DynaCut	•	•	•	•	90405	90407	90409	90410	90411	90412	n/a	n/a	n/a	50	
1/8 x 24	PCER	DynaCut Premium	•	•	•	•	79139	79143	79191	•	•	•	n/a	n/a	n/a	50	
1/8 x 24	CER	DynaCut Ceramic	•	•	•	•	82531	82572	82575	82578	•	•	•	n/a	n/a	n/a	50
1/4 x 12	Z/A	DynaCut	•	79006	•	•	79007	79008	79009	•	•	•	n/a	n/a	n/a	50	
1/4 x 12	A/O	DynaCut	•	•	•	•	91425	91426	91427	92118	92119	92120	n/a	n/a	n/a	50	
1/4 x 12	PCER	DynaCut Premium	•	79104	•	•	79105	79106	79184	•	•	•	n/a	n/a	n/a	50	
1/4 x 12	CER	DynaCut Ceramic	82520	82521	•	•	82522	82523	82524	•	•	•	n/a	n/a	n/a	50	
1/4 x 18	Z/A	DynaCut	79070	79026	•	•	79027	79028	79029	•	•	•	n/a	n/a	n/a	50	
1/4 x 18	A/O	DynaCut	•	91142	•	•	91114	91115	91116	90224	90225	90226	n/a	n/a	n/a	50	
1/4 x 18	PCER	DynaCut Premium	•	79119	•	•	79120	79121	79187	•	•	•	n/a	n/a	n/a	50	
1/4 x 18	CER	DynaCut Ceramic	82545	82549	•	•	82554	82559	82564	•	•	•	n/a	n/a	n/a	50	
1/4 x 18	NWN	DynaBrite®	→	→	→	→	→	→	→	→	→	→	78015	78016	78017	10	
1/4 x 18	NWN	DynaBrite® Premium	→	→	→	→	→	→	→	→	→	→	90231	90229	90228	10	
1/4 x 24	Z/A	DynaCut	79046	79056	•	•	79057	79058	79059	•	•	•	n/a	n/a	n/a	50	
1/4 x 24	A/O	DynaCut	•	91151	•	•	91434	91435	91436	90423	90424	90425	n/a	n/a	n/a	50	
1/4 x 24	PCER	DynaCut Premium	•	79144	•	•	79145	79146	79192	•	•	•	n/a	n/a	n/a	50	
1/4 x 24	CER	DynaCut Ceramic	82568	82570	82532	•	82573	82576	82579	•	•	•	n/a	n/a	n/a	50	
1/4 x 24	NWN	DynaBrite®	→	→	→	→	→	→	→	→	→	→	78045	78046	78047	10	
1/4 x 24	NWN	DynaBrite® Premium	→	→	→	→	→	→	→	→	→	→	90460	90433	90403	10	
1/4 x 30	Z/A	DynaCut	•	92175	•	•	92176	92177	92178	•	•	•	n/a	n/a	n/a	50	
1/4 x 30	A/O	DynaCut	•	•	•	•	•	•	•	90471	90472	90473	n/a	n/a	n/a	50	
1/4 x 30	PCER	DynaCut Premium	•	•	•	•	•	•	•	•	•	•	n/a	n/a	n/a	50	
1/4 x 34	A/O	DynaCut	•	•	•	•	90475	90477	90479	•	•	•	n/a	n/a	n/a	50	
1/4 x 72	Z/A	DynaCut	•	94807	•	•	94771	94777	94789	•	•	•	n/a	n/a	n/a	50	
1/4 x 72	A/O	DynaCut	•	•	•	•	•	•	•	94795	94801	•	n/a	n/a	n/a	50	
1/4 x 72	NWN	DynaBrite®	→	→	→	→	→	→	→	→	→	→	•	•	78084	10	
1/4 x 72	NWN	DynaBrite® Premium	→	→	→	→	→	→	→	→	→	→	79558	79562	79566	10	

• Call for availability and pricing. n/a = Not Available. Ask about Super Fine Belts, also available!

Narrow Abrasive Belts (Cont'd.)

Z/A = DynaCut Zirconia Alumina

A/O = DynaCut Aluminum Oxide

PCER = DynaCut Premium Ceramic

CER = DynaCut Ceramic

NWN = DynaBrite® & DynaBrite® Premium Surface Conditioning



W x L (Inches)	Belt Type	Belt Brand	COATED ABRASIVES									SURFACE CONDITIONING (NWN)			Package Quantity
			36 Grit	40 Grit	50 Grit	60 Grit	80 Grit	120 Grit	180 Grit	220 Grit	320 Grit	Coarse	Medium	Very Fine	
3/8 x 13	A/O	DynaCut	•	•	•	91162	91163	91164	•	•	•	n/a	n/a	n/a	50
3/8 x 13	Z/A	DynaCut	•	•	•	79074	79075	79076	•	•	•	n/a	n/a	n/a	50
1/2 x 12	Z/A	DynaCut	•	79010	•	79011	79012	79013	•	•	•	n/a	n/a	n/a	50
1/2 x 12	A/O	DynaCut	•	•	•	91428	91429	91430	92114	92115	92116	n/a	n/a	n/a	50
1/2 x 12	PCER	DynaCut Premium	•	79107	•	79108	79109	79185	•	•	•	n/a	n/a	n/a	50
1/2 x 12	CER	DynaCut Ceramic	82525	82526	•	82527	82528	82529	•	•	•	n/a	n/a	n/a	50
1/2 x 12	NWN	DynaBrite®	→	→	→	→	→	→	→	→	→	78006	78007	78008	10
1/2 x 12	NWN	DynaBrite® Premium	→	→	→	→	→	→	→	→	→	90314	90313	90312	10
1/2 x 13	A/O	DynaCut	•	•	•	91165	91166	91167	•	•	•	n/a	n/a	n/a	50
1/2 x 13	Z/A	DynaCut	•	•	•	79077	79078	79079	•	•	•	n/a	n/a	n/a	50
1/2 x 18	Z/A	DynaCut	79015	79030	•	79031	79032	79033	•	•	•	n/a	n/a	n/a	50
1/2 x 18	A/O	DynaCut	•	91143	•	91117	91118	91119	90244	90245	90246	n/a	n/a	n/a	50
1/2 x 18	PCER	DynaCut Premium	•	79122	•	79123	79124	79188	•	•	•	n/a	n/a	n/a	50
1/2 x 18	CER	DynaCut Ceramic	82546	82550	•	82555	82560	82565	•	•	•	n/a	n/a	n/a	50
1/2 x 18	NWN	DynaBrite®	→	→	→	→	→	→	→	→	→	78019	78020	78021	10
1/2 x 18	NWN	DynaBrite® Premium	→	→	→	→	→	→	→	→	→	90297	90292	90248	10
1/2 x 24	Z/A	DynaCut	79047	79060	•	79061	79062	79063	•	•	•	n/a	n/a	n/a	50
1/2 x 24	A/O	DynaCut	91149	91152	•	91437	91438	91439	90449	90451	90453	n/a	n/a	n/a	50
1/2 x 24	PCER	DynaCut Premium	•	79147	•	79148	79149	79193	•	•	•	n/a	n/a	n/a	50
1/2 x 24	CER	DynaCut Ceramic	82569	82571	82533	82574	82577	82580	•	•	•	n/a	n/a	n/a	50
1/2 x 24	NWN	DynaBrite®	→	→	→	→	→	→	→	→	→	78049	78050	78051	10
1/2 x 24	NWN	DynaBrite® Premium	→	→	→	→	→	→	→	→	→	90461	90434	90400	10
1/2 x 30	Z/A	DynaCut	•	92180	•	92181	92182	92183	•	•	•	n/a	n/a	n/a	50
1/2 x 30	A/O	DynaCut	•	•	•	90671	90672	90673	90493	90494	90496	n/a	n/a	n/a	50
1/2 x 30	PCER	DynaCut Premium	•	79166	•	79167	79168	•	•	•	•	n/a	n/a	n/a	50
1/2 x 30	NWN	DynaBrite®	→	→	→	→	→	→	→	→	→	78063	78064	78065	10
1/2 x 30	NWN	DynaBrite® Premium	→	→	→	→	→	→	→	→	→	90442	90436	90406	10
1/2 x 34	A/O	DynaCut	•	•	•	90495	90497	90499	•	•	•	n/a	n/a	n/a	50
1/2 x 44	A/O	DynaCut	•	•	•	90545	90547	90549	•	•	•	n/a	n/a	n/a	50
1/2 x 72	Z/A	DynaCut	•	94808	•	94772	94778	94790	•	•	•	n/a	n/a	n/a	50
1/2 x 72	A/O	DynaCut	•	•	•	•	•	•	94796	94802	•	n/a	n/a	n/a	50
1/2 x 72	NWN	DynaBrite®	→	→	→	→	→	→	→	→	→	78086	78087	78088	10
3/4 x 18	Z/A	DynaCut	79017	79034	•	79035	79036	79037	•	•	•	n/a	n/a	n/a	50
3/4 x 18	A/O	DynaCut	•	91144	•	91123	91124	91125	90254	90255	90256	n/a	n/a	n/a	50
3/4 x 18	PCER	DynaCut Premium	•	79125	•	79126	79127	79189	•	•	•	n/a	n/a	n/a	50
3/4 x 18	CER	DynaCut Ceramic	82547	82551	•	82556	82561	82566	•	•	•	n/a	n/a	n/a	50
3/4 x 18	NWN	DynaBrite®	→	→	→	→	→	→	→	→	→	78024	78025	78026	10
3/4 x 18	NWN	DynaBrite® Premium	→	→	→	→	→	→	→	→	→	90299	90294	90258	10
3/4 x 20-1/2	Z/A	DynaCut	•	90640	•	90641	90642	90643	•	•	•	n/a	n/a	n/a	50
3/4 x 20-1/2	A/O	DynaCut	•	•	•	•	•	•	90334	90335	90336	n/a	n/a	n/a	50
3/4 x 20-1/2	PCER	DynaCut Premium	•	79133	•	79134	79135	•	•	•	•	n/a	n/a	n/a	50
3/4 x 20-1/2	NWN	DynaBrite®	→	→	→	→	→	→	→	→	→	78124	78119	78118	50
3/4 x 34	A/O	DynaCut	•	•	•	90367	90368	90370	•	•	•	n/a	n/a	n/a	50
3/4 x 34	NWN	DynaBrite®	→	→	→	→	→	→	→	→	→	78117	78116	78115	50

• Call for availability and pricing. n/a = Not Available. Ask about Super Fine Belts, also available!

ABRASIVEDGE

Narrow Abrasive Belts (Cont'd.)

Z/A = DynaCut Zirconia Alumina

A/O = DynaCut Aluminum Oxide

PCER = DynaCut Premium Ceramic

CER = DynaCut Ceramic

NWN = DynaBrite® & DynaBrite® Premium Surface Conditioning



ABRASIVEDGE

W x L (Inches)	Belt Type	Belt Brand	COATED ABRASIVES								SURFACE CONDITIONING (NWN)			Package Quantity	
			36 Grit	40 Grit	60 Grit	80 Grit	120 Grit	180 Grit	220 Grit	320 Grit	Coarse	Medium	Very Fine		
1 x 11	NWN	DynaBrite®										79554	79547	79543	10
1 x 15-1/2	Z/A	DynaCut	•	90194	90195	90196	90197	•	•	•		n/a	n/a	n/a	50
1 x 15-1/2	NWN	DynaBrite®										78078	78079	78094	10
1 x 18	Z/A	DynaCut	79019	79038	79039	79040	79041	•	•	•		n/a	n/a	n/a	50
1 x 18	A/O	DynaCut	•	91150	91126	91127	91128	90288	90289	90290		n/a	n/a	n/a	50
1 x 18	PCER	DynaCut Premium	•	79128	79129	79175	79190	•	•	•		n/a	n/a	n/a	50
1 x 18	CER	DynaCut Ceramic	82548	82552	82557	82562	82567	•	•	•		n/a	n/a	n/a	50
1 x 18	NWN	DynaBrite®										78029	78030	78031	10
1 x 18	NWN	DynaBrite® Premium										90300	90295	90259	10
1 x 24	Z/A	DynaCut	•	79064	79065	79066	79067	•	•	•		n/a	n/a	n/a	50
1 x 24	A/O	DynaCut	•	91153	•	•	•	90486	90487	90488		n/a	n/a	n/a	50
1 x 24	PCER	DynaCut Premium	•	79150	79151	79152	79194	•	•	•		n/a	n/a	n/a	50
1 x 24	NWN	DynaBrite®										78054	78055	78056	10
1 x 24	NWN	DynaBrite® Premium										90462	90416	90402	10
1 x 30	Z/A	DynaCut	•	92185	92186	92187	92188	•	•	•		n/a	n/a	n/a	50
1 x 30	A/O	DynaCut	•	•	90674	90675	90676	90512	90513	90514		n/a	n/a	n/a	50
1 x 30	PCER	DynaCut Premium	•	79169	79170	79171	•	•	•	•		n/a	n/a	n/a	50
1 x 30	NWN	DynaBrite®										78066	78067	78068	10
1 x 30	NWN	DynaBrite® Premium										90444	90437	90401	10
1 x 72	Z/A	DynaCut	•	94809	94773	94779	94791	•	•	•		n/a	n/a	n/a	10
1 x 72	A/O	DynaCut	•	•	•	•	•	94797	94803	•		n/a	n/a	n/a	10
1 x 72	NWN	DynaBrite®										78090	78091	78092	1
1-1/2 x 15-1/2	Z/A	DynaCut	•	90190	90191	90192	90193	•	•	•		n/a	n/a	n/a	50
1-1/2 x 15-1/2	NWN	DynaBrite®										78095	78096	78097	10
1-1/2 x 24	A/O	DynaCut	•	•	91632	91633	91634	91635	91628	91629		n/a	n/a	n/a	10
2 x 15-1/2	Z/A	DynaCut	•	90198	90199	90200	90201	•	•	•		n/a	n/a	n/a	50
2 x 15-1/2	NWN	DynaBrite®										79322	79323	79324	10
2 x 30	Z/A	DynaCut	•	92190	92191	92192	92193	•	•	•		n/a	n/a	n/a	10
2 x 30	A/O	DynaCut	•	•	90677	90678	90679	90390	90391	90392		n/a	n/a	n/a	10
2 x 30	PCER	DynaCut Premium	•	79172	79173	79174	79159	•	•	•		n/a	n/a	n/a	10
2 x 30	NWN	DynaBrite®										78069	78070	78071	1
2 x 30	NWN	DynaBrite® Premium										90448	90438	90414	1
2 x 34	Z/A	DynaCut	90360	90362	90363	90364	90372	•	•	•		n/a	n/a	n/a	10
2 x 34	A/O	DynaCut	•	90376	90377	90378	90380	90381	90375	90388		n/a	n/a	n/a	10
2 x 34	NWN	DynaBrite®										78075	78076	78077	1
2 x 36	A/O	DynaCut	•	•	91637	91638	91639	91640	91641	91642		n/a	n/a	n/a	10
2 x 42	A/O	DynaCut	•	81002	81004	81005	81007	81009	81010	81012		n/a	n/a	n/a	10
2 x 45	A/O	DynaCut	•	90348	90349	90350	90352	•	•	•		n/a	n/a	n/a	10
2 x 48	A/O	DynaCut	•	•	91643	91644	91645	91646	91647	91648		n/a	n/a	n/a	10
2 x 48	Z/A	DynaCut	•	•	91652	91655	91656	•	•	•		n/a	n/a	n/a	10
2 x 48	NWN	DynaBrite®										81237	81238	81239	1
2 x 60	A/O	DynaCut	•	81030	81032	81033	81035	81037	81038	81040		n/a	n/a	n/a	10
2 x 60	NWN	DynaBrite®										81242	81243	81244	1

• Call for availability and pricing. n/a = Not Available. Ask about Super Fine Belts, also available!

Narrow Abrasive Belts (Cont'd.)

Z/A = DynaCut Zirconia Alumina

A/O = DynaCut Aluminum Oxide

PCER = DynaCut Premium Ceramic

CER = DynaCut Ceramic

NWN = DynaBrite® & DynaBrite® Premium Surface Conditioning



W x L (Inches)	Belt Type	Belt Brand	COATED ABRASIVES								SURFACE CONDITIONING (NWN)			Package Quantity
			36 Grit	40 Grit	60 Grit	80 Grit	120 Grit	180 Grit	220 Grit	320 Grit	Coarse	Medium	Very Fine	
2 x 72	Z/A	DynaCut	•	94811	94775	94781	94793	•	•	•	n/a	n/a	n/a	10
2 x 72	A/O	DynaCut	•	•	•	•	•	94799	94805	•	n/a	n/a	n/a	10
2 x 72	NWN	DynaBrite®	→								78080	78081	78082	1
2 x 132	A/O	DynaCut	•	81044	81046	81047	81049	81051	81052	81054	n/a	n/a	n/a	10
2-1/4 x 9-3/4	Z/A	DynaCut	•	92259	92260	92261	92262	•	•	•	n/a	n/a	n/a	10
2-1/4 x 9-3/4	NWN	DynaBrite®	→								•	90095	90094	1
2-3/4 x 15-1/2	Z/A	DynaCut	•	90009	90017	90018	90020	•	•	•	n/a	n/a	n/a	10
2-3/4 x 15-1/2	A/O	DynaCut	•	•	90076	90077	90078	90026	90011	90012	n/a	n/a	n/a	10
2-3/4 x 15-1/2	NWN	DynaBrite®	→								90023	90022	90021	1
2-3/4 x 15-1/2	NWN	DynaBrite® Premium	→								89233	89232	89231	1
3 x 7-3/8	Z/A	DynaCut	•	90630	90631	90632	90633	•	•	•	n/a	n/a	n/a	10
3 x 7-3/8	A/O	DynaCut	•	•	•	•	•	90634	90635	90636	n/a	n/a	n/a	10
3 x 7-3/8	NWN	DynaBrite®	→								•	90092	90091	1
3 x 10-11/16	Z/A	DynaCut	•	92100	92101	92102	92103	•	•	•	n/a	n/a	n/a	10
3 x 10-11/16	A/O	DynaCut	•	•	90613	90614	90615	90268	90269	90270	n/a	n/a	n/a	10
3 x 10-11/16	NWN	DynaBrite®	→								90239	90238	90237	1
3 x 10-11/16	NWN	DynaBrite® Premium	→								89213	89212	89211	1
3 x 21	A/O	DynaCut	•	91184	91185	91186	91187	•	•	•	n/a	n/a	n/a	10
3 x 24	Z/A	DynaCut	79043	79050	79051	79052	79053	•	•	•	n/a	n/a	n/a	10
3 x 24	NWN	DynaBrite®	→								78040	78041	78042	1
3 x 24	NWN	DynaBrite® Premium	→								90459	90458	90404	1
3 x 132	A/O	DynaCut	•	81058	81060	81061	81063	81065	81066	81068	n/a	n/a	n/a	10
3-1/2 x 15-1/2	Z/A	DynaCut	90266	90267	90272	90273	90275	•	•	•	n/a	n/a	n/a	10
3-1/2 x 15-1/2	A/O	DynaCut	90346	90347	90353	90354	90355	90277	90338	90339	n/a	n/a	n/a	10
3-1/2 x 15-1/2	PCER	DynaCut Premium	79195	•	79196	79197	79199	•	•	•	n/a	n/a	n/a	10
3-1/2 x 15-1/2	NWN	DynaBrite®	→								90283	90282	90281	1
3-1/2 x 15-1/2	NWN	DynaBrite® Premium	→								89243	89242	89241	1
4 x 36	A/O	DynaCut	81071	81072	81074	81075	81077	81079	81080	81082	n/a	n/a	n/a	5
4 x 104	A/O	DynaCut	81085	81086	81088	81089	81091	81093	81094	81096	n/a	n/a	n/a	5
4 x 106	A/O	DynaCut	81099	81100	81102	81103	81105	81107	81108	81110	n/a	n/a	n/a	5
4 x 132	A/O	DynaCut	81113	81114	81116	81117	81119	81121	81122	81124	n/a	n/a	n/a	5
4 x 168	A/O	DynaCut	81127	81128	81130	81131	81133	81135	81136	81138	n/a	n/a	n/a	5
6 x 48	A/O	DynaCut	•	81142	81144	81145	81147	81149	81150	81152	n/a	n/a	n/a	5
7 x 10-11/16	A/O	DynaCut	•	•	•	•	90600	90601	•	90602	n/a	n/a	n/a	10
7 x 10-11/16	NWN	DynaBrite®	→								90099	90098	90097	1
7 x 15-1/2	A/O	DynaCut	•	•	•	•	90603	90604	•	90605	n/a	n/a	n/a	10
9 x 26-5/16	A/O	DynaCut	•	•	•	•	90606	90607	•	90608	n/a	n/a	n/a	10

• Call for availability and pricing. n/a = Not Available. Ask about Super Fine Belts, also available!

**For Tools, Accessories & Abrasives,
Visit DynaBrite.com!**

DynaCut Scalloped-Edge Narrow Abrasive Belts

DynaCut Ceramic (CER) Coated Abrasive Belts

Self-sharpening design lasts 50% to 200% longer than other belts. Belts with Scalloped-Edge design provide easier access and faster stock removal, with less undercutting. They are ideal for grinding and finishing right angle welds in confined areas such as fittings, mainways, frames and bracings. Also utilized for leveling, blending and finishing right angle welds on stainless steel and other materials.



W x L (Inches)	Belt Type	Belt Brand	CERAMIC COATED ABRASIVES			Package Quantity
			60 Grit	80 Grit	120 Grit	
1/2 x 12	CER	DynaCut	92152	92153	92154	25
1/2 x 18	CER	DynaCut	92149	92150	92151	25
1/2 x 24	CER	DynaCut	91384	91385	91386	25

DynaCut MicroMesh Abrasive Belts

Dynabrade Silicon Carbide (S/C) Coated Abrasive Belts

Silicon Carbide creates a thinner scratch pattern than Aluminum Oxide, due to its sharper grain. Silicon Carbide cuts faster, but does not last as long as Aluminum Oxide.



W x L (Inches)	Belt Type	Belt Brand	SILICON CARBIDE COATED ABRASIVES					Package Quantity
			80 MX	100 MX	240 MX	400 MX	600 MX	
1 x 18	S/C	DynaCut	78186	78187	78188	78189	•	10
2 x 72	S/C	DynaCut	78238	78239	78240	78241	78242	10
3-1/2 x 15-1/2	S/C	DynaCut	78226	78227	78228	78229	78230	10

• Call for availability and pricing.

ABRASIVEDGE

Finish First with Dynabrade!

GRIND • DEBURR • BLEND • POLISH • SURFACE CONDITION



"THE ORIGINAL" DYNAFILE®
Accepts over 35 interchangeable contact arms for hundreds of uses. 20,000 RPM.



DYNAFILE® II
Grinding head pivots 360°; 7° offset handle. Easily converts to Die Grinder and Drill.



DYNAFILE® III
.7 hp motor for heavy-duty use. Includes side handle for comfortable two-hand operation.

Discover The Dynabrade Difference!

Random Orbital Sander Abrasive Discs

DynaCut Aluminum Oxide Paper-Backed Coated Abrasive Discs

The most common mineral for general purpose applications.
Ideal for sanding on bare wood, metal, plastic and fiberglass.
Also used to prepare primed and painted surfaces for finishing.



ALUMINUM OXIDE COATED ABRASIVES

Diameter (Inches)	Attachment Type	Vacuum Type (No. of Holes)	36 Grit	40 Grit	60 Grit	80 Grit	120 Grit	150 Grit	180 Grit	220 Grit	320 Grit	Package Quantity
3	PSA	Vacuum (6)	•	•	•	93682	93683	93684	93685	93633	93634	50
3	Hook	Vacuum (6)	•	•	•	93665	93666	93667	93668	93636	93637	50
3	Hook	Non-Vacuum	•	•	92074	92075	92076	92077	92078	92079	92080	50
3	Hook	Vacuum (3)	•	•	92081	92056	92057	92082	92058	92059	92060	50
3-1/2	PSA	Non-Vacuum	•	•	•	79900	79901	79905	79902	79903	79904	Box/100 Pcs.
3-1/2	PSA	Non-Vacuum	•	•	•	79230	79231	79235	79232	79233	79234	Roll/100 Pcs.
3-1/2	Hook	Non-Vacuum	•	•	•	79935	79936	79906	79937	79938	79939	Box/100 Pcs.
5	PSA	Non-Vacuum	•	•	79967	79910	79911	79914	79912	79913	79907	Box/100 Pcs.
5	PSA	Non-Vacuum	•	•	•	79240	79241	79246	79242	79243	79981	Roll/100 Pcs.
5	PSA	Vacuum (5)	•	•	79968	79915	79916	79919	79917	79918	79908	Box/100 Pcs.
5	PSA	Vacuum (5)	•	•	•	79245	79247	79248	79249	79250	79982	Roll/100 Pcs.
5	Hook	Non-Vacuum	•	•	79969	79941	79942	79945	79943	79944	79909	Box/100 Pcs.
5	Hook	Vacuum (5)	•	•	79976	79946	79947	79950	79948	79949	79930	Box/100 Pcs.
5	Hook	Multi-Hole Vac	•	•	•	79961	79962	79963	79964	79965	79966	Box/100 Pcs.
6	PSA	Non-Vacuum	•	•	79977	79920	79921	79924	79922	79923	79931	Box/100 Pcs.
6	PSA	Non-Vacuum	•	•	•	79252	79254	79255	79256	79257	79983	Roll/100 Pcs.
6	PSA	Vacuum (6)	•	•	79978	79925	79926	79929	79927	79928	79932	Box/100 Pcs.
6	PSA	Vacuum (6)	•	•	•	79259	79261	79262	79263	79264	79984	Roll/100 Pcs.
6	Hook	Non-Vacuum	•	•	79979	79951	79952	79955	79953	79954	79933	Box/100 Pcs.
6	Hook	Vacuum (6)	•	•	79980	79956	79957	79960	79958	79959	79934	Box/100 Pcs.
6	Hook	Multi-Hole Vac	•	•	•	79970	79971	79972	79973	79974	79975	Box/100 Pcs.
8	PSA	Non-Vacuum	•	91235	91236	91237	91239	91240	91241	91242	91243	25
8	PSA	Vacuum (8)	•	91247	91238	91249	91251	91244	91245	91246	91248	25
8	Hook	Non-Vacuum	•	91444	91445	91446	91448	91250	91252	91253	91254	25
8	Hook	Vacuum (8)	•	91456	91457	91458	91460	91255	91256	91257	91258	25
11-1/4	Hook	Non-Vacuum	91315	•	91316	91300	91301	91307	91302	91308	91311	10
11-1/4	Hook	Vacuum (0-Style)	91317	•	91318	91303	91304	91313	91305	91306	91314	10
11-1/4	Hook	Vacuum (5)	•	•	•	91310	91309	•	•	•	•	10

ABRASIVEDGE

DynaCut Aluminum Oxide Film-Backed Abrasive Discs

Diameter (Inches)	Attachment Type	Vacuum Type	36 Grit	40 Grit	60 Grit	80 Grit	100 Grit	120 Grit	150 Grit	180 Grit	240 Grit	320 Grit	400 Grit	Package Quantity
5	PSA	Non-Vacuum	•	•	82454	82455	82456	82457	82458	82459	82460	82461	82462	Box/100 Pcs.
5	PSA	Vacuum (5)	•	•	82465	82466	82467	82468	82469	82470	82471	82472	82473	Box/100 Pcs.
5	Hook	Non-Vacuum	•	•	82427	82428	82429	82430	82431	82432	82434	82435	82436	Box/100 Pcs.
5	Hook	Vacuum (Multi-Hole)	•	•	79359	79360	79361	79362	79363	79364	79366	79367	79368	Box/100 Pcs.
6	PSA	Non-Vacuum	•	•	82476	82477	82478	82479	82480	82481	82482	82483	82484	Box/100 Pcs.
6	PSA	Vacuum (6)	•	•	82487	82488	82489	82490	82491	82492	82493	82494	82495	Box/100 Pcs.
6	Hook	Non-Vacuum	•	•	82442	82443	82444	82445	82446	82447	82449	82450	82451	Box/100 Pcs.
6	Hook	Vacuum (Multi-Hole)	•	•	79374	79375	79376	79377	79378	79379	79381	79382	79383	Box/100 Pcs.

• Call for availability and pricing.

Random Orbital Sander Abrasive Discs (Cont'd.)

Dynabrade Aluminum Oxide Microfinishing Discs

Diameter (Inches)	Attachment Type	Vacuum Type (No. of Holes)	100 Micron	80 Micron	60 Micron	30 Micron	15 Micron	Package Quantity
11-1/4	Hook	Non-Vacuum	91320	91321	91322	91323	91324	10
11-1/4	Hook	Vacuum (0-Style)	91325	91326	91327	91328	91329	10

Dynabrade Aluminum Oxide Clear Coat Repair Discs

Aluminum Oxide paper-backed discs ideal for spot repair and dust nib repair.

Diameter (Inches)	Attachment Type	Vacuum Type	5 Micron Grade	Package Quantity
1-1/4	PSA	Non-Vacuum	93193	500/Roll

DynaCut Silicon Carbide Coated Abrasive Discs

Silicon Carbide creates a thinner scratch pattern than Aluminum Oxide, due to its sharper grain. Silicon Carbide cuts faster, but does not last as long as Aluminum Oxide.

SILICON CARBIDE COATED ABRASIVES

Diameter (Inches)	Attachment Type	Vacuum Type	36 Grit	40 Grit	60 Grit	80 Grit	120 Grit	150 Grit	180 Grit	220 Grit	320 Grit	Package Quantity
3/4	PSA	Non-Vacuum	•	•	•	78160	78161	•	78162	78163	•	Sheet/75 Pcs
1-1/4	PSA	Non-Vacuum	•	•	•	78165	78166	•	78167	78168	•	Sheet/25 Pcs

DynaCut Scalloped-Edge Aluminum Oxide Coated Abrasive Discs

Scalloped-Edge Discs (when paired with Dynabrade Radius Edge Pads) conform to the shape of coves and corners. Ideal for use on backsplash corners, countertop coves, bowls, sinks, and rounded fiberglass corners.

ALUMINUM OXIDE COATED ABRASIVES

Diameter (Inches)	Attachment Type	Vacuum Type (No. of Holes)	80 Grit	100 Grit	120 Grit	100 Micron	80 Micron	60 Micron	30 Micron	15 Micron	9 Micron	Package Quantity
3-1/2	Hook	Non-Vacuum	92580	•	92581	92582	•	92583	92584	•	•	50
5	Hook	Non-Vacuum	92590	92597	92591	92592	92587	92593	92594	92588	92589	50
5	Hook	Vacuum (5)	92600	•	92601	92602	•	92603	92604	•	•	50

DynaBrite® Scalloped-Edge Non-Woven Nylon Surface Conditioning Discs

SURFACE CONDITIONING (NWN)

Diameter (Inches)	Attachment Type	Vacuum Type (No. of Holes)	Medium Maroon	Fine Gray	Package Quantity
3-1/2	Hook	Non-Vacuum	92585	92586	10
5	Hook	Non-Vacuum	92595	92596	10
5	Hook	Vacuum (5)	92605	92606	10

DynaBrite® Non-Woven Nylon Surface Conditioning Discs

Ideal for surface conditioning, decorative finishing, light/heavy cleaning, blending and polishing.

SURFACE CONDITIONING (NWN)

Diameter (Inches)	Attachment Type	Vacuum Type	Coarse (Brown)	Medium (Maroon)	Very Fine (Blue)	Package Quantity
5	Hook	Non-Vacuum	78414	78415	78416	10
6	Hook	Non-Vacuum	78417	78418	78419	10
7	Hook	Non-Vacuum	78420	78421	78422	10

• Call for availability and pricing.

DynaCut Sheets

For light deburring and scouring, rust removal, blending machine tool marks, fine sanding and polishing.

A/O = DynaCut Aluminum Oxide

S/C = Silicon Carbide



Dynabug® II

COATED ABRASIVES

Dimensions (W x L)	Sheet Type	Attachment Type	Vacuum Type (No. of Holes)	60 Grit	80 Grit	100 Grit	120 Grit	150 Grit	180 Grit	220 Grit	320 Grit	400 Grit	Package Quantity
75 mm x 110 mm	A/O	PSA	Non-Vacuum	93751	93752	93753	93754	93760	93761	93762	93763	93709	50
75 mm x 110 mm	A/O	PSA	Vacuum (4)	93755	93756	93757	93758	93765	93766	93767	93768	93759	50
75 mm x 110 mm	A/O	Hook-Face	Non-Vacuum	93781	93783	93782	93784	93785	93786	93787	93788	93789	50
75 mm x 110 mm	A/O	Hook-Face	Vacuum (4)	93790	93800	93802	93779	93890	93891	93892	93893	93805	50
81 mm x 133 mm	A/O	PSA	Non-Vacuum	93806	93807	93808	93809	93770	93771	93772	93773	93818	50
81 mm x 133 mm	A/O	PSA	Vacuum (8)	93819	93828	93829	93834	93775	93776	93777	93778	93839	50
81 mm x 133 mm	A/O	Hook-Face	Non-Vacuum	93844	93845	93846	93847	93791	93792	93793	93794	93848	50
81 mm x 133 mm	A/O	Hook-Face	Vacuum (8)	93849	93858	93859	93864	93895	93896	93897	93898	93865	50
81 mm x 133 mm	A/O	Hook-Face	Vacuum (4+4)	93866	93867	93868	93869	93934	93935	93936	93937	93874	50
*2-3/4" x 8"	A/O	PSA	Non-Vacuum	•	93700	•	93702	93703	93704	93705	93706	•	50
*2-3/4" x 8"	A/O	PSA	Vacuum (6)	•	93710	•	93712	93713	93714	93715	93716	•	50
3-1/2" x 2-3/4"	S/C	PSA	Non-Vacuum	•	•	•	93130	93131	93132	•	•	•	50
*3-2/3" x 7"	A/O	PSA	Non-Vacuum	93005	93810		93812	93813	93814	93815	93816	93817	50
*3-2/3" x 7"	A/O	Hook-Face	Non-Vacuum	93006	93007	93801	93008	93803	93804	93009	93014	93015	50
100 mm x 148 mm	A/O	Hook-Face	Vacuum (7 - Delta)	93875	93876	93877	93878	93796	93797	93798	93799	93879	10
4-1/2" x 4-1/4"	A/O	Hook-Face	Non-Vacuum	•	93850	•	93851	•	93852	•	93853	•	10
9" x 11"	A/O	n/a	Non-Vacuum	•	93016	93017	93018	93019	93020	93021	93022	93023	50

• Call for availability and pricing.

*Vacuum Punch Plates

DynaBrite® General Purpose Hand Pads

Dynabrade's NEW DynaBrite® Hand Pads can be utilized for a wide variety of applications. Excellent for cleaning and finishing on machinery and tools. Also cleaning of solid surfaces and natural stone work pieces. Ideal for graining, denibbing, defuzzing, and rust removal on a variety of materials. May be used by hand, or attached to an in-line or jitterbug-type sander. Abrasive material is fine grade aluminum oxide (maroon color).



ABRASIVEDGE

Dimensions (W x L)	Order Number	Package Quantity
6" x 9"	79448	1 Box / 20 Pads
6" x 9"	79447	3 Boxes / 60 Pads
6" x 9"	79449	144 Boxes / 2,880 Pads



DynaCut Aluminum Oxide Coated Abrasives

The most common mineral for general purpose applications. Ideal for finishing of carbon fiber, wood, metal and fiberglass. Vacuum abrasives allow source capture of dust, debris and contaminants.



Dynafine®

ALUMINUM OXIDE COATED ABRASIVES

Abrasive Shape	Attachment Type	Vacuum Type (No. of Holes)	80 Grit	120 Grit	150 Grit	180 Grit	220 Grit	320 Grit	400 Grit	Package Quantity
Tear-Drop	PSA	Non-Vacuum	93993	93994	93995	93996	93998	93999	94000	50
Tear-Drop	PSA	Vacuum (6)	93690	93691	93692	93693	93694	93695	93697	50
Tear-Drop	Hook	Non-Vacuum	93953	93954	93955	93956	93957	93958	93959	50
Tear-Drop	Hook	Vacuum (6)	93678	93679	93680	93681	93698	93699	93701	50
Triangular	PSA	Non-Vacuum	93983	93984	93985	93986	93987	93988	93989	50
Triangular	PSA	Vacuum (6)	93639	93640	93641	93642	93643	93644	93645	50
Triangular	Hook	Vacuum (6)	93652	93653	93654	93655	93656	93657	93659	50
Triangular	Hook	Non-Vacuum	93913	93914	93915	93916	93927	93928	93929	50



DynaBrite® Surface Conditioning (NWN) Abrasives

Tough reinforced non-woven nylon impregnated with abrasive grain and resin. Ideal for light to heavy-duty cleaning, plus deburring, finishing, blending and polishing.



SURFACE CONDITIONING (NWN)

Abrasive Shape	Attachment Type	Vacuum Type	Coarse (Brown)	Medium (Maroon)	Very Fine (Blue)	Super Fine (Gray)	Package Quantity
Tear-Drop	Hook	Non-Vacuum	93970	93971	93972	93973	10
Triangular	Hook	Non-Vacuum	93930	93931	93932	93933	10

DynaCut Aluminum Oxide Raised Panel Strips

For use on Dynabrade 57906 Raised Panel Sander. Ideal for fine sanding and polishing.



ALUMINUM OXIDE COATED ABRASIVES

Dimensions (W x L)	Attachment Type	80 Grit	100 Grit	120 Grit	150 Grit	180 Grit	220 Grit	320 Grit	Package Quantity
7/8" x 4-1/2"	Hook	93663	93664	93670	93671	93672	93673	93677	50
1-3/8" x 4-1/2"	Hook	94001	94002	94003	94004	94005	94006	94007	10

DynaBrite® Surface Conditioning (NWN) Raised Panel Strips

For use on Dynabrade 57906 Raised Panel Sander. Ideal for light deburring and scouring. Also used for rust and scale removal, sanding, polishing, and blending machine tool marks.



SURFACE CONDITIONING (NWN)

Dimensions (W x L)	Medium (Maroon)	Very Fine (Blue)	Super Fine (Gray)	Package Quantity
7/8" x 4-1/2"	93674	93675	93676	10
1-3/8" x 4-1/2"	94008	94009	94010	10

ABRASIVEDGE

DynaCut Locking-Type Abrasive Discs

For grinding and blending welds, heavy metal removal, light deburring and finishing.

Z/A = DynaCut Zirconia Alumina

PCER = DynaCut Premium Ceramic

CER = DynaCut Ceramic

A/O = Aluminum Oxide

Diameter (Inches)	Vacuum Type (No. of Holes)	Disc Type	36 Grit	50 Grit	60 Grit	80 Grit	120 Grit	Package Quantity
2	Non-Vacuum	A/O	78190	78191	78192	78193	78194	25
2	Non-Vacuum	Z/A	78098	78099	78100	78101	78102	25
2	Non-Vacuum	PCER	78103	78111	78112	78113	78114	25
2	Non-Vacuum	CER	92025	92084	92027	92028	92029	25
3	Non-Vacuum	A/O	78195	78196	78197	78198	78199	25
3	Non-Vacuum	Z/A	•	•	78104	78105	78106	25
3	Vacuum (5)	Z/A	92041	92042	•	92043	•	25
3	Non-Vacuum	PCER	93092	93093	93094	93095	93096	25
3	Non-Vacuum	CER	92086	92087	92031	92032	92033	25
4	Non-Vacuum	Z/A	78108	•	78109	78110	78129	25



DynaCut Locking-Type Flap Discs

Zirconia Alumina Flap Discs for stock and rust removal, deburring and blending welds; also cleaning and finishing.

Diameter (Inches)	Vacuum Type	40 Grit	60 Grit	80 Grit	120 Grit	Package Quantity
2	Non-Vacuum	90970	90971	90972	90973	10
3	Non-Vacuum	90924	90925	90926	90927	10



Unitized Locking-Type Discs

Made from layers of compressed non-woven nylon material. 2S F is Silicon Carbide impregnated; 2A M and 6A M are Aluminum Oxide impregnated. For deburring, cleaning, blending and polishing of metals, plastics and composites.

Diameter (Inches)	Maximum RPM	2S F (Soft)	2A M (Medium)	6A M (Hard)	Package Quantity
2	22,100	78290	78291	78292	10
3	15,100	78293	78294	78295	10



ABRASIVEDGE

DynaBrite® Locking-Type Discs

Surface conditioning (NWN) discs for light to heavy-duty cleaning, also deburring, blending, finishing and polishing.

Diameter (Inches)	SE Coarse (Brown)	Coarse (Brown)	Medium (Maroon)	Very Fine (Blue)	Super Fine (Gray)	Package Quantity
2	•	78123	78122	78121	78120	25
3	•	78128	78127	78126	78125	25
4	78130	78131	78132	•	•	25



• Call for availability and pricing.

DynaCut Fiber Discs

For general material removal, grinding and blending welds, heavy deburring and finishing.

A/O = DynaCut Aluminum Oxide CER = DynaCut Ceramic

Diameter (Inches)	Disc Type	Disc Brand	Center Hole	Maximum RPM	36 Grit	50 Grit	60 Grit	80 Grit	Package Quantity
4-1/2	A/O	DynaCut	7/8"	13,000	79311	79312	79313	79314	25
4-1/2	CER	DynaCut Ceramic	7/8"	13,000	79325	79326	79327	79328	25
5	A/O	DynaCut	7/8"	12,000	79315	79316	79317	79318	25
5	CER	DynaCut Ceramic	7/8"	12,000	79333	79334	79335	79336	25
7	A/O	DynaCut	7/8"	8,500	79319	79330	79331	79332	25
7	CER	DynaCut Ceramic	7/8"	8,500	79337	79338	79339	79340	25



DynaCut Flap Discs with Fiberglass Backing

For stock removal, deburring, blending, edge-chamfering and rust removal; also general cleaning and finishing.

Z/A = DynaCut Zirconia Alumina PCER = DynaCut Premium Ceramic

Diameter (Inches)	Disc Type	Disc Brand	Center Hole	Type	Maximum RPM	36 Grit	40 Grit	60 Grit	80 Grit	120 Grit	Package Quantity
4-1/2	Z/A	DynaCut	7/8"	Type 27	13,000	77756	77757	77758	77759	77760	10
4-1/2	PCER	DynaCut Premium	7/8"	Type 27	13,000	77761	77762	77763	77764	77765	10
5	Z/A	DynaCut	7/8"	Type 27	12,000	77766	77767	77768	77769	77770	10
5	PCER	DynaCut Premium	7/8"	Type 27	12,000	77771	77772	77773	77774	77775	10



DynaCut Disc

A non-loading Silicon Carbide disc ideal for rapid material removal. Utilized on fiberglass, plastic and more.


Diameter (Inches)	Disc Type	Disc Brand	Center Hole (Inches)	Maximum RPM	16 Grit	Package Quantity
4-1/2	SC	DynaCut	7/8	13,300	77779	5



Slotted Center-Hole Fiber Discs

Aluminum Oxide Fiber Discs for use with Dynabrade 61318 DynaLocke Head (50260 Sanding Pad).


Diameter (Inches)	Disc Type	Backing Type	36 Grit	80 Grit	120 Grit	180 Grit	220 Grit	Package Quantity
5	A/O	Fiber	79350	79351	79352	•	•	25
5	A/O	Cloth	•	•	79353	79354	79355	25



DynaStrip Discs

Coarse abrasive made of thick strong synthetic fibers, with smear-resistant adhesive. Discs with stiff **Fiberglass Backing** (7/8" center hole) are used on angle grinders for heavy scrubbing, cleaning welds, removal of paint, coatings, scale and oxidation. Discs with **no backing** (1/2" center hole) are used for cleaning weld beads without removing material; also satin finishing and removal of scale or oxidation.

Diameter (Inches)	Disc Backing	Center Hole (Inches)	Type	Maximum RPM	Coarse	Extra Coarse	Package Quantity
4-1/2	Fiberglass	7/8	Type 27	11,000	•	78377	1
4	None	1/2	Wheel	6,000	78141	•	1
5	None	1/2	Wheel	4,800	78142	•	1
6	None	1/2	Wheel	4,000	78143	•	1



• Call for availability and pricing.

Dynabrade Type 41 Reinforced Cut-Off Wheels

Used for a variety of applications, such as cutting sheet metal, pipe, drill bits, steel bar, tubing and metallurgical sectioning. Utilized in foundry/forge shops for gate/riser removal and cutting forgings. Also used for metal plate dimensioning and concrete/masonry work.

Z/A = DynaCut Zirconia Alumina A/O = DynaCut Aluminum Oxide

Wheel Diameter	Wheel Description	Wheel Thickness	Center Hole	Maximum RPM	Part Number	Package Quantity
3"	Z/A	.035"	3/8"	25,400	79356	10
3"	A/O	.035"	3/8"	25,400	79357	10
4"	Z/A	.035"	3/8"	19,100	79388	10
4"	A/O	.035"	3/8"	19,100	79389	10



Dynabrade Type 27 Depressed Center Wheels

Used for weld grinding and all metal fabrication applications.

Wheel Diameter	Wheel Description	Center Hole	Maximum RPM	Part Number	Package Quantity
2"	A/O	3/8"	27,120	90999	10
4-1/2"	Z/A	7/8"	13,500	79390	10
4-1/2"	A/O	7/8"	13,500	79391	10
5"	Z/A	7/8"	13,500	79392	10
5"	A/O	7/8"	13,500	79393	10



Dynabrade Type 1 Wheels

Ideal for cleaning castings, smoothing seam welds and rough beveling. Used in foundries, welding shops, steel mills and shipyards.

Wheel Diameter	Wheel Description	Wheel Thickness	Center Hole	Maximum RPM	Part Number	Package Quantity
3"	Type 01 Straight	1/2"	3/8"	18,080	79394	10
4"	Type 01 Straight	1/4"	3/8"	15,280	79395	10



ABRASIVEDGE

HIGHEST QUALITY!

FASTEST SHIPPING!



FREE ON-SITE DEMOS!

BEST SERVICE!

Discover The Dynabrade Difference!

DynaCut Aluminum Oxide Flap Wheels

The most common mineral for general purpose applications. Ideal for finishing, light deburring, cleaning, or preparation for further treatments (such as chrome-plating, nickel-plating and painting). Can be utilized in small or hard-to-reach areas such as internal surfaces of pipes, cylinders, parts or irregular shapes.



ALUMINUM OXIDE COATED ABRASIVES

Wheel Diameter	Wheel Width	Shaft Diameter	Maximum RPM	40 Grit	60 Grit	80 Grit	120 Grit	180 Grit	Package Quantity
1"	1"	1/4"	30,000	78307	78300	78301	78302	78308	10
1-1/2"	1"	1/4"	25,000	78303	78304	78305	78306	78309	10
2"	1"	1/4"	25,000	78314	78401	78323	78403	78324	10
3"	1"	1/4"	20,000	78339	78410	78375	78412	78413	10

DynaCut Aluminum Oxide Flap Wheels with Flanges

The most common mineral for general purpose applications. Wheels are used for finishing flat, concave and convex surfaces. Also ideal for grinding internal and outer surfaces of tanks, containers and pipes. More applications include finishing parts and irregular shapes, such as handles, taps and molded parts; also used for removing and cleaning weld seams.



ALUMINUM OXIDE COATED ABRASIVES

Wheel Diameter	Wheel Thickness	Center Hole	Maximum RPM	40 Grit	60 Grit	80 Grit	120 Grit	Package Quantity
4"	4"	3/4"	6,800	78376	•	90851	•	1
6"	1"	1"	5,700	78379	78310	78311	78312	1
6"	1-1/2"	1"	5,700	78383	•	78313	•	1
6"	2"	1"	5,700	78384	•	•	•	1

DynaCut Aluminum Oxide Interleaf Wheels

The most common mineral for general purpose applications. Ideal for light deburring and cleaning of irregular parts and inside pipe diameters. Also for removing scale and marks made by previous operations.



ALUMINUM OXIDE COATED ABRASIVES

Wheel Diameter	Wheel Width	Shaft Diameter	Maximum RPM	60/M	120/F	180/F	Package Quantity
2"	1"	1/4"	13,700	78325	78326	78327	10
3"	1"	1/4"	8,600	78328	78329	78330	10

DynaBrite® Surface Conditioning Flap Wheels

Non-woven nylon wheels ideal for imparting hairline finishes on stainless steel and aluminum. Also utilized for removal of handling marks.



SURFACE CONDITIONING (NWN)

Wheel Diameter	Wheel Width	Wheel Attachment	Maximum RPM	Coarse	Medium	Package Quantity
4-1/4"	2"	5/8"-11	5,000	79398	79399	1
4-1/4"	4"	5/8"-11	5,000	79396	79397	1

• Call for availability and pricing.

DynaBrite® Convolute Wheels

Silicon Carbide (S/C) Convolute Wheels connect to standard Bench Grinders for a wide range of deburring and finishing applications. They are utilized on stainless steel, aluminum, titanium, carbon steel, plastic, composites, alloys and more.

Aluminum Oxide (A/O) Wheels are used for specific metal finishing applications, to achieve distinct finishes such as satin, cosmetic, brushed or antique.



DynaBrite® Silicon Carbide (S/C) Wheels

Diameter x Width x Center Hole	Maximum Operating Speed	Abrasive Grade	Wheel Description	Part Number	Package Quantity
6" x 1/2" x 1"	6,000 RPM	7S Fine	DynaBrite® Deburring	78349	2
6" x 1/2" x 1"	6,000 RPM	8A Medium	DynaBrite® Deburring	78350	2
6" x 1/2" x 1"	6,000 RPM	8S Fine	DynaBrite® Deburring	78351	2
6" x 1/2" x 1"	6,000 RPM	9S Fine	DynaBrite® Deburring	78352	2
6" x 1" x 1"	6,000 RPM	7S Fine	DynaBrite® Deburring	78353	2
6" x 1" x 1"	6,000 RPM	8A Medium	DynaBrite® Deburring	78354	2
6" x 1" x 1"	6,000 RPM	8S Fine	DynaBrite® Deburring	78355	2
6" x 1" x 1"	6,000 RPM	9S Fine	DynaBrite® Deburring	78356	2
8" x 1/2" x 3"	4,500 RPM	7S Fine	DynaBrite® Deburring	78357	2
8" x 1/2" x 3"	4,500 RPM	8A Medium	DynaBrite® Deburring	78358	2
8" x 1/2" x 3"	4,500 RPM	8S Fine	DynaBrite® Deburring	78359	2
8" x 1/2" x 3"	4,500 RPM	9S Fine	DynaBrite® Deburring	78360	2
8" x 1" x 3"	4,500 RPM	7S Fine	DynaBrite® Deburring	78361	2
8" x 1" x 3"	4,500 RPM	8A Medium	DynaBrite® Deburring	78362	2
8" x 1" x 3"	4,500 RPM	8S Fine	DynaBrite® Deburring	78363	2
8" x 1" x 3"	4,500 RPM	9S Fine	DynaBrite® Deburring	78364	2
8" x 2" x 3"	4,500 RPM	7S Fine	DynaBrite® Deburring	78365	1
8" x 2" x 3"	4,500 RPM	8A Medium	DynaBrite® Deburring	78366	1
8" x 2" x 3"	4,500 RPM	8S Fine	DynaBrite® Deburring	78367	1
8" x 2" x 3"	4,500 RPM	9S Fine	DynaBrite® Deburring	78368	1
6" x 1/2" x 1"	6,000 RPM	8S Fine	DynaBrite® Deburring Type "R"	78369	2
6" x 1" x 1"	6,000 RPM	8S Fine	DynaBrite® Deburring Type "R"	78370	2
8" x 1/2" x 3"	4,500 RPM	8S Fine	DynaBrite® Deburring Type "R"	78371	2
8" x 1" x 3"	4,500 RPM	8S Fine	DynaBrite® Deburring Type "R"	78372	2
8" x 2" x 3"	4,500 RPM	8S Fine	DynaBrite® Deburring Type "R"	78373	1
6" x 1" x 1"	6,000 RPM	2S Coarse	DynaBrite® Multi-Finish	78374	2
6" x 1" x 1"	6,000 RPM	2S Medium	DynaBrite® Multi-Finish	78137	2
6" x 2" x 1"	6,000 RPM	2S Coarse	DynaBrite® Multi-Finish	78390	1
6" x 2" x 1"	6,000 RPM	2S Medium	DynaBrite® Multi-Finish	78136	1
8" x 1" x 3"	4,500 RPM	2S Coarse	DynaBrite® Multi-Finish	78391	2
8" x 1" x 3"	4,500 RPM	2S Medium	DynaBrite® Multi-Finish	78392	2
8" x 2" x 3"	4,500 RPM	2S Coarse	DynaBrite® Multi-Finish	78393	1
8" x 2" x 3"	4,500 RPM	2S Medium	DynaBrite® Multi-Finish	78394	1

DynaBrite® Aluminum Oxide (A/O) Wheels

Diameter x Width x Center Hole	Maximum Operating Speed	Abrasive Grade	Wheel Description	Part Number	Package Quantity
6" x 1" x 1"	6,000 RPM	5A Medium	DynaBrite® Metal Finish	78395	2
6" x 2" x 1"	6,000 RPM	5A Medium	DynaBrite® Metal Finish	78396	1
8" x 1" x 3"	4,500 RPM	5A Medium	DynaBrite® Metal Finish	78397	2
8" x 2" x 3"	4,500 RPM	5A Medium	DynaBrite® Metal Finish	78398	1

Sanding Stars

DynaCut Aluminum Oxide Coated Abrasive Sanding Stars

The most common mineral for general purpose applications. Sanding Stars are utilized for denibbing and sanding on whitewood raised panels, plus blending and scuffing sealer coatings on flat or contoured surfaces. Also used for metal deburring and polishing, plus cleaning inside diameter of pipe.



Arbor-Mount Sanding Stars

ALUMINUM OXIDE COATED ABRASIVES									
Star Diameter	Center Hole	80 Grit	120 Grit	150 Grit	180 Grit	220 Grit	320 Grit	400 Grit	Package Quantity
4"	1/2"	93392	93393	93394	93395	93396	93397	93398	10
8"	1"	93243	93245	93246	93247	93248	93251	93252	1

Spindle-Mount Sanding Stars

ALUMINUM OXIDE COATED ABRASIVES									
Star Diameter	Shaft Diameter	80 Grit	120 Grit	150 Grit	180 Grit	220 Grit	320 Grit	400 Grit	Package Quantity
4"	1/4"	93166	93167	93168	93169	93171	93172	93173	1 Spindle




NOTE: Each spindle consists of four (4) abrasive sanding stars.

Eyelet Sanding Stars

ALUMINUM OXIDE COATED ABRASIVES										STAR MANDREL	
Star Diameter	Female Thread	80 Grit	120 Grit	150 Grit	180 Grit	220 Grit	320 Grit	400 Grit	Package Quantity	3" Length	7" Length
3/4"	3-48	93579	93580	93581	93582	93583	•	•	10	93534	93533
1"	3-48	93586	93587	93588	93589	93590	•	•	10	93534	93533
1-1/2"	8-32	93541	93542	93543	93544	93545	93546	93547	10	93548	93532
2"	1/4"-20	93551	93552	93553	93554	93555	93556	93557	10	93550	93531
3"	1/4"-20	93558	93559	93560	93561	93562	93563	93564	10	93550	93531
4"	1/4"-20	93565	93566	93567	93568	93569	•	•	10	93550	93531

• Call for availability and pricing.



ABRASIVEDGE

Dress the abrasive tips

Break the Stiffness

Sanding stars are initially rigid, which can result in scarring of the workpiece if used prior to dressing. For optimal results, first mount the sanding stars to the tool and "dress" the abrasive by running it along a stainless steel dressing plate or piece of hardwood. Dressing breaks the stiffness by flexing the abrasive tips, resulting in a more consistent finish.



Lightweight Dyninger with Spindle-Mount Sanding Stars.

Abrasive Bands

DynaCut Zirconia Alumina (Z/A) Coated Abrasives

Versatile, high-performance mineral that is sharp, hard and tough. Bands are used for grinding and deburring, heavy stock removal, blending, dimensioning and shaping.

DynaBrite® Surface Conditioning (NWN) Bands

Tough reinforced non-woven nylon impregnated with abrasive grain and resin. Bands are used for light and heavy-duty cleaning, deburring, blending, polishing and finishing.



Band Diameter	Band Width	ZIRCONIA ALUMINA COATED ABRASIVES				NON-WOVEN NYLON		Package Quantity
		36 Grit	60 Grit	80 Grit	120 Grit	Coarse (Brown)	Medium (Maroon)	
1"	1"	92012	92013	91069	91072	90810	90760	10
1"	1-1/2"	92014	92018	91070	91073	90811	90761	10
1"	2"	92019	92020	91071	91074	90812	90762	10
1-1/2"	1"	92024	92026	91078	91081	90813	90763	10
1-1/2"	1-1/2"	92030	92034	91079	91082	90814	90764	10
1-1/2"	2"	92037	92038	91080	91083	90815	90765	10
2"	1"	92039	92044	91087	91090	90816	90766	10
2"	1-1/2"	92045	92048	91088	91091	90817	90767	10
2"	2"	92051	92061	91089	91092	90818	90768	10
3"	1"	90700	90712	90724	90736	90748	90754	10
3"	2"	90701	90713	90725	90737	90749	90755	10
3"	3"	90709	90719	90731	90743	90820	90770	10
5"	1"	90704	90716	90728	90740	90752	90758	10
5"	1-1/2"	90722	90723	90735	90747	90824	90774	10
5"	2"	90705	90717	90729	90741	90753	90759	10
5"	3"	90707	90706	90708	90710	90825	90775	10

ABRASIVEDGE



Dynabrade Dynastraight® and Die Grinder models powering Abrasive Bands.

DynaCut PSA Rolls

Aluminum Oxide Rolls are ideal for light deburring and scouring. Also used for rust and scale removal, blending machine tool marks, plus fine sanding and polishing.

Roll Width	80 Grit	100 Grit	120 Grit	150 Grit	180 Grit	Yards Per Roll	Package Quantity
2-3/4"	79300	•	•	•	•	25	1
2-3/4"	•	79301	79302	•	•	30	1
2-3/4"	•	•	•	79303	79304	45	1
3-2/3"	79306	•	•	•	•	25	1
3-2/3"	•	79307	79308	•	•	30	1
3-2/3"	•	•	•	79309	•	45	1
3-2/3"	•	•	•	•	79310	50	1



DynaCut PSA Strips

Utilized on 57930 Dynafine® Finger Sander, for sanding and defuzzing in tight areas.

Strip Length	Strip Width	80 Grit	120 Grit	180 Grit	240 Grit	Package Quantity
2"	3/8"	•	93940	93941	93942	20
2"	3/4"	•	93943	93944	93945	20
6"	1/4"	•	90960	90967	•	10
6"	1/2"	90955	•	90957	•	10



• Call for availability and pricing.

ABRASIVEDGE



Discover The Dynabrade Difference!



- Factory Salesmen Throughout the USA
- Same-Day Shipping
- No-Obligation Demonstrations
- Easy to do Business with



For More Information, Visit Dynabrade.com

Dynabrade Microfinishing Rolls

For use on **Dynabrade SuperFinisher** to achieve predictable, consistent and repeatable finishes on a variety of materials.

Microfinishing Film Rolls consist of electrostatically oriented abrasive for an aggressive cut.

Lapping Film Rolls consist of randomly oriented abrasive for a finer finish.



Diamond Microfinishing Film Rolls

Roll Length	Roll Width	60 Micron	40 Micron	30 Micron	20 Micron	Package Quantity
50'	1"	92728	92729	92730	92731	1
50'	2"	92744	92745	92746	92747	1
50'	3"	92760	92761	92762	92763	1
50'	4"	92776	92777	92778	92779	1

Aluminum Oxide Microfinishing Film Rolls

Roll Length	Roll Width	60 Micron	30 Micron	15 Micron	9 Micron	Package Quantity
150'	1"	92720	92721	92722	92723	1
150'	2"	92736	92737	92738	92739	1
150'	3"	92752	92753	92754	92755	1
150'	4"	92768	92769	92770	92771	1

Diamond Lapping Film Rolls

Roll Length	Roll Width	30 Micron	15 Micron	9 Micron	3 Micron	Package Quantity
50'	1"	92732	92733	92734	92735	1
50'	2"	92748	92749	92750	92751	1
50'	3"	92764	92765	92766	92767	1
50'	4"	92780	92781	92782	92783	1

Aluminum Oxide Lapping Film Rolls

Roll Length	Roll Width	30 Micron	15 Micron	9 Micron	3 Micron	Package Quantity
150'	1"	92724	92725	92726	92727	1
150'	2"	92740	92741	92742	92743	1
150'	3"	92756	92757	92758	92759	1
150'	4"	92772	92773	92774	92775	1

CLEO® Belts

Used on portable and stationary tools to produce satin to mirror finishes, on surfaces such as brass, aluminum and stainless steel. Also utilized for removing scratches and surface imperfections.

Belt Length	Belt Width	Synthetic White	Lambswool Wool	Package Quantity
15-1/2"	3-1/2"	91498	91499	1
18"	1"	91500	•	1



CLEO® Polishing Products

Part Number	Product Color	Package Quantity
78231	Gray	1
78232	White	1
78233	Christmas Green	1
78234	Brown	1
78235	Mint Green	1
78236	Red Rouge	1
78237*	Blue	1



Products for use on Stainless Steel

Begin with 78231 (Gray), followed by 78232 (White), finish with 78233 (Christmas Green)



Products for use on Aluminum

Begin with 78234 (Brown), followed by 78235 (Mint Green), finish with 78233 (Christmas Green)



Products for use on Brass

Begin with 78234 (Brown), followed by 78235 (Mint Green), finish with 78236 (Red Rouge)

*For use on plastics only.

ABRASIVEDGE

CLEO® Locking-Type Polishing Discs

For polishing stainless steel, aluminum and brass. Mirror finish can be achieved by pairing Dynabrade tools with CLEO polishing discs and compounds.

Diameter (inches)	White	Wool	Package Quantity
2"	91496	91497	10
3"	91502	91503	10



• Call for availability and pricing.

CLEO is a registered trademark of Buff Polish & Grind Industrial Supply Co., Inc.

Standard Twist Knot Wire Wheels

Knot construction provides aggressive, high-impact action for heavy-duty applications. Remove rust, scale, weld spatter and oxidation.

Diameter (Inches)	Wire Size	Arbor Hole	No. of Knots	Face Width	Trim Length	Thickness	Max RPM	Steel	Stainless Steel	Package Quantity
4	.014	5/8"-11 UNC	24	1/2"	7/8"	7/16"	20,000	78800	78801	1
4	.020	3/8"-24 UNF	24	1/2"	7/8"	7/16"	20,000	78804	78882	1
4	.020	5/8"-11 UNC	24	1/2"	7/8"	7/16"	20,000	78805	78883	1



Roughneck Stringer Bead Twist Wheels

For cleaning surfaces prior to welding, removing weld scale, spatter or corrosion. Each knot has exactly the same wire count, ensuring perfect balance and minimizing vibration.

Diameter (Inches)	Wire Size	Arbor Hole	No. of Knots	Face Width	Trim Length	Thickness	Max RPM	Steel	Stainless Steel	Package Quantity
4	.020	3/8"-24 UNF	32	3/16"	7/8"	7/16"	20,000	78808	78884	1
4	.020	5/8"-11 UNC	32	3/16"	7/8"	7/16"	20,000	78809	78810	1



Knot Wire Cup Brushes

For heavy-duty cleaning of large surfaces, removal of weld scale and corrosion.

Diameter (Inches)	Wire Size	Arbor Hole	Trim Length	Max RPM	Steel	Stainless Steel	Package Quantity
2-3/4	.014	3/8"-24 UNF	1"	14,000	78818	78885	1
2-3/4	.014	5/8"-11 UNC	1"	14,000	78819	78886	1
2-3/4	.020	5/8"-11 UNC	1"	14,000	78822	78823	1



ABRASIVEDGE

Crimped Wire Cup Brushes

For light to medium cleaning of large surfaces, removal of rust and paint. Also for roughening of surfaces and deburring.

Diameter (Inches)	Wire Size	Arbor Hole	Trim Length	Max RPM	Steel	Package Quantity
3	.014	3/8"-24 UNF	1"	14,000	78813	1
3	.014	5/8"-11 UNC	1"	14,000	78814	1



• Call for availability and pricing.

Crimped Wire End Brushes - Solid End

For light duty, general purpose applications. Clean and finish recessed areas or inside diameters.
Also for cleaning and polishing dies, molds and tools, plus removing rubber/plastic flash, rust and paint.

Diameter (Inches)	Wire Size	Stem Diameter	Trim Length	Max RPM	Steel	Stainless Steel	Package Quantity
1/2	.006	1/4"	7/8"	25,000	78824	78825	1
1/2	.014	1/4"	7/8"	25,000	78826	78827	1
1/2	.020	1/4"	7/8"	25,000	78828	•	1
3/4	.006	1/4"	7/8"	22,000	78829	78830	1
3/4	.014	1/4"	7/8"	22,000	78831	78832	1
3/4	.020	1/4"	7/8"	22,000	78833	•	1
1	.006	1/4"	1"	22,000	78834	78835	1
1	.014	1/4"	1"	22,000	78836	78837	1
1	.020	1/4"	1-1/8"	22,000	78838	•	1



Controlled Flare End Brushes

Offers increased durability when cleaning right angles, corners and fillet welds.
Also for removing weld spatter, flash and scale.

Diameter (Inches)	Wire Size	Stem Diameter	Trim Length	Max RPM	Steel	Stainless Steel	Package Quantity
1/2	.0104	1/4"	7/8"	25,000	78839	78840	1
1/2	.014	1/4"	7/8"	25,000	78841	78842	1
1/2	.020	1/4"	7/8"	25,000	78843	•	1
3/4	.0104	1/4"	7/8"	22,000	78844	78845	1
3/4	.014	1/4"	7/8"	22,000	78846	•	1
3/4	.020	1/4"	7/8"	22,000	78847	•	1
1	.0104	1/4"	1"	22,000	78848	78849	1
1	.014	1/4"	1"	22,000	78850	•	1
1	.020	1/4"	1-1/8"	22,000	78851	•	1



ABRASIVEDGE

Knot Wire End Brushes - Hollow End

Knot construction provides aggressive high-impact action for severe applications.
Remove scale and slag, clean pipe inside diameters, carbon and welds.

Diameter (Inches)	Wire Size	Stem Diameter	Trim Length	Max RPM	Steel	Stainless Steel	Package Quantity
3/4	.014	1/4"	7/8"	22,000	78852	78853	1
3/4	.020	1/4"	7/8"	22,000	78854	•	1
1	.014	1/4"	7/8"	22,000	78855	78856	1
1	.020	1/4"	7/8"	22,000	78857	78858	1

• Call for availability and pricing.



Crimped Wire Radial Wheel Brushes

Offers shorter trim length for more aggressive brushing action.
Ideal for hard-to-reach areas.

Diameter (Inches)	Wire Size	Stem Diameter	Trim Length	Max RPM	Steel	Stainless Steel	Package Quantity
1-1/2	.006	1/4"	3/8"	20,000	78859	•	1
2	.006	1/4"	7/16"	20,000	78860	•	1
2	.0118	1/4"	7/16"	20,000	78861	•	1
2-1/2	.008	1/4"	9/16"	20,000	78862	•	1
2-1/2	.0118	1/4"	9/16"	20,000	78863	•	1
3	.008	1/4"	13/16"	20,000	78864	•	1
3	.0118	1/4"	13/16"	20,000	78865	•	1
3	.014	1/4"	13/16"	20,000	•	78866	1



Concave Brushes

For cleaning and deburring by hand, or on a drill press.
Concave brush shape is efficient for use within corners.

Diameter (Inches)	Wire Size	Stem Diameter	Trim Length	Max RPM	Steel	Stainless Steel	Package Quantity
1-1/2	.006	1/4"	3/8"	20,000	•	78867	1
1-1/2	.0118	1/4"	3/8"	20,000	78868	•	1
2	.008	1/4"	1/2"	20,000	78869	•	1
2	.014	1/4"	1/2"	20,000	78870	78871	1
2-1/2	.014	1/4"	5/8"	20,000	78872	•	1
3	.006	1/4"	15/16"	20,000	•	78873	1
3	.014	1/4"	15/16"	20,000	78874	78875	1



ABRASIVEDGE

Knot Wire Wheels

Knot construction provides aggressive high-impact action for severe applications.

Diameter (Inches)	Wire Size	Stem Diameter	Face Length	Trim Length	Max RPM	Steel	Stainless Steel	Package Quantity
3-1/4	.0118	1/4"	3/8"	5/8"	25,000	78876	•	1
3-1/4	.014	1/4"	3/8"	5/8"	25,000	78877	78878	1
3-1/4	.020	1/4"	3/8"	5/8"	25,000	78879	•	1
4	.014	1/4"	1/2"	7/8"	20,000	78880	•	1
4	.020	1/4"	1/2"	7/8"	20,000	78881	•	1



• Call for availability and pricing.




Bi-Metal Reciprocating Saw Blades

Shatter-resistant Bi-Metal Saw Blades have greater durability and flexibility than single metal blades.

Blades with 6 teeth per inch: Used for demolition work in nail-embedded wood; also for fast cutting of composites.

Blades with 10 teeth per inch: Used for demolition work in nail-embedded wood; also on pipe, stainless steel, carbon steel up to 1/4" thick.

Blades with 18 teeth per inch: Used on pipe, stainless steel, carbon steel up to 3/16" thick.







Blade Part No.	Length x Width	Blade Thickness	Shaft Width	Teeth Per Inch	Package Quantity
 90934	6" x Taper	0.05"	1/2"	6	1
 90937	6" x 3/4"	0.035"	1/2"	18	1
 90939	6" x 3/4"	0.035"	1/2"	10	1



Reciprocating Files

For precision finishing on delicate parts and delicate substrates. Also used for deburring and detail work.








Double Cut Swiss Pattern Files, 3-1/2" to 4" in Length

File Shape	File Part No.	Tang	File Type	Package Quantity
 Rectangular 7.5 mm x 1.75 mm	90900	Ø 3 mm	Straight "00" (Very Coarse)	1
	90901	Ø 3 mm	Curved "0" (Coarse)	1
 Square 4 mm x 4 mm	90910	Ø 3 mm	Straight "00" (Very Coarse)	1
	90911	Ø 3 mm	Curved "0" (Coarse)	1
 Three Square 4 mm x 4 mm x 4 mm	90920	Ø 3 mm	Straight "00" (Very Coarse)	1
	90921	Ø 3 mm	Curved "0" (Coarse)	1
 Half Round 5 mm x 2.5 mm	90930	Ø 3 mm	Straight "00" (Very Coarse)	1
	90931	Ø 3 mm	Curved "0" (Coarse)	1
 Crochet 8 mm x 1.5 mm	90940	Ø 3 mm	Straight "00" (Very Coarse)	1
	90941	Ø 3 mm	Curved "0" (Coarse)	1
 Round Ø 4 mm	90950	Ø 3 mm	Straight "00" (Very Coarse)	1
	90951	Ø 3 mm	Curved "0" (Coarse)	1



ABRASIVEDGE

Files, 6" in Length

File Shape	Part Number	Tang	Cut	Package Quantity
 Rectangular 10 mm x 3 mm	90980	Ø 6 mm	Swiss Pattern Straight Double Cut "00" (Very Coarse)	1
	90985		Swiss Pattern Curved Double Cut "0" (Coarse)	1
 Half Round 10 mm x 4 mm	90981	11 mm x 2.5 mm	Swiss Pattern Straight Double Cut "00" (Very Coarse)	1
	90986		Swiss Pattern Curved Double Cut "0" (Coarse)	1
 Round, Ø 6 mm	90982	Ø 6 mm	Swiss Pattern Straight Double Cut "00" (Very Coarse)	1
 Tapered Round Ø 6 mm x Ø 2.4 mm	90979	Ø 6 mm	Swiss Pattern Straight Single Cut "00" (Very Coarse)	1
 Three Square 8.5 mm x 8.5 mm x 8.5 mm	90983	Ø 6 mm	Swiss Pattern Straight Double Cut "00" (Very Coarse)	1
	90988		Swiss Pattern Curved Double Cut "0" (Coarse)	1
 Square 6 mm x 6 mm	90984	Ø 6 mm	Swiss Pattern Straight Double Cut "00" (Very Coarse)	1
	90989		Swiss Pattern Curved Double Cut "0" (Coarse)	1
 Rectangular 16 mm x 2.8 mm	90905	6 mm x 2.8 mm	Aluminum Type A Flat	1

Ø = Diameter

Diamond Mounted Cut-Off Wheels

Utilized for fiberglass mold and flash trimming, plus trimming of composite components.

Wheel Diameter	Wheel Part No.	Mandrel Width	Mandrel Length	Wheel Thickness	Diamond Grit Wrap	Maximum RPM	Wheel Type	Package Quantity
3"	93906	3/8"	2-1/4"	3/32"	1/8"	20,000	Continuous Rim	1
3"	93907	3/8"	2-1/4"	3/32"	1/8"	20,000	Side Spoked	1



Diamond Cut-Off Wheels

Utilized for fiberglass mold and flash trimming, plus trimming of composite components.

- **Continuous Rim:** Used most commonly for fiberglass cutting.
- **Continuous Rim with Side Spoke:** Used for sawing thicker material and curved surfaces, without jamming the wheel and stalling the tool.
- **Gulleted/Slotted:** Used for cutting fiberglass 3/4" thick or more.

Wheel Diameter	Wheel Part No.	Center Hole	Wheel Thickness	Diamond Grit Wrap	Maximum RPM	Wheel Type	Grit	Package Quantity
3"	93917	3/8"	3/32"	1/8"	20,000	Continuous Rim	40/50	1
3"	93646	3/8"	3/32"	1/8"	20,000	Side Spoked	40/50	1
3"	93658	3/8"	3/32"	1/8"	20,000	Gulleted / Slotted	40/50	1
4-1/2"	94912	3/8"	3/32"	1/8"	20,000	Gulleted / Slotted	40/50	1
5"	93921	3/4"	3/32"	1/8"	15,000	Continuous Rim	40/50	1
5"	93650	3/4"	3/32"	1/8"	15,000	Side Spoked	40/50	1
5"	93662	3/4"	3/32"	1/8"	15,000	Gulleted / Slotted	40/50	1



Dynascaler Flaps and Hub

For use with Dynabrade Dynascaler Surface Preparation Tool. Excellent for flat areas and large vertical surfaces, including beams, girders, and tank shells; near walls or within confined surfaces. Also for removing paint, corrosion, oxide and mill scale.

Flaps (Type C)

Flap Size	Heavy Duty	Package Quantity
2"	39002	6

Hub

Hub Width	Part Number	Package Quantity
2-1/4"	30330	1



ABRASIVEDGE

Dynabrade Scribe Points & Chisels

For use with Dynabrade DynaPen Tool. Scribe Points are made of high-carbon steel, and are ideal for engraving metal, wood, stone, glass and composites. Chisels are effective for removing parting lines on metal and plastic. Utilized by dental mold-makers, jewelers, artists and in archeology shops.

Part Number	Item Description	Shaft Diameter	Tip Width
90990	Scribe Point	1/8"	•
90991	Scribe Point	3 mm	•
90992	Narrow Chisel	1/8"	1/8"
90993	Narrow Chisel	3 mm	3 mm
90994	Wide Chisel	1/8"	1/4"
90995	Wide Chisel	3 mm	6 mm



Grit Grading Systems

ANSI or CAMI	FEPA (P-Grade)	Micro-Mesh Aluminum Oxide	Micro-Mesh Regular	Micro-Mesh MX	Micron	DynaBrite® Surface Conditioning
•	•	12000 AO	12000	•	•	•
•	•	8000 AO	8000	1200 MX	•	•
•	•	6000 AO	6000	800 MX	•	•
1500	•	4000 AO	4000	600 MX	•	•
1350	•	3600 AO	3600	•	•	•
1200	•	3200 AO	3200	•	•	•
•	P2500	•	•	400 MX	6	•
1000	•	•	•	•	•	Ultra Fine
•	P2000	•	•	360 MX	10	•
•	•	2400 AO	2400	320 MX	•	•
800	P1500	•	•	•	12	•
600	•	1800 AO	1800	•	15	Super Fine
•	P1200	•	•	•	•	•
500	P1000	•	•	•	•	•
•	P800	•	•	240 MX	22	•
400	•	1500 AO	1500	•	30	•
•	P600	•	•	•	•	•
360	•	800 AO	•	•	•	•
•	P500	•	•	•	•	•
•	P400	•	•	•	35	•
320	•	600 AO	•	180 MX	•	Very Fine
280	P360	•	•	150 MX	40	•
240	•	•	•	•	50	Fine
•	P320	•	•	120 MX	52	•
•	P280	•	•	100 MX	•	•
•	•	•	•	80 MX	•	•
•	P240	•	•	60 MX	•	•
220	P220	•	•	•	60	•
180	P180	300AO	•	•	80	•
150	•	•	•	•	100	Medium
•	P150	•	•	•	110	•
120	•	•	•	•	120	Coarse
•	P120	•	•	•	125	•
100	•	•	•	•	150	Extra Coarse
•	P100	•	•	•	•	•
80	•	•	•	•	180	•
•	P80	•	•	•	•	•
•	P60	•	•	•	•	•
60	•	•	•	•	•	•
•	P50	•	•	•	•	•
50	•	•	•	•	•	•
•	P40	•	•	•	•	•
40	•	•	•	•	•	•
•	P36	•	•	•	•	•
36	•	•	•	•	•	•
•	P30	•	•	•	•	•
30	•	•	•	•	•	•
24	•	•	•	•	•	•
•	P24	•	•	•	•	•

ABRASIVEDGE

1" = 25.4 mm | 1 mm = 0.039370" | 1μ = 0.000039" | FEPA = Federation of European Producers of Abrasive Products
CAMI = Coated Abrasives Manufacturers Institute



DYNABRADE

PRODUCT & SAFETY INFORMATION

Safety Comes First.....296
 Safety Guidelines.....297
 Recommended Air System.....300
 Selecting a Compressor301

Maintaining Adequate Air Flow302
 Healthy Work Environment.....303
 Performance Assurance304

DYNABRADE.COM



PRODUCT & SAFETY INFORMATION

Safety Comes First

Maximizing Value Through Proper Use and Care

General Safety Information

- Do not use Dynabrade® Abrasive Power Tools for anything other than their intended application.
- For best performance, use a recommended air line Filter-Regulator-Lubricator to always maintain 90 PSIG (6.2 Bar), unless otherwise stated. Pressure should be checked at the tool inlet while the tool is running.
- Do not expose air tool to inlet pressure above 90 PSIG (6.2 Bar).
- Always use recommended air hose, fittings and couplers and inspect them for wear and damage and replace when necessary.
- On a regular basis, check free speed of power tool with tachometer to ensure proper functionality of tools.
- A tool with unusual sound and/or vibration must not be operated and must be inspected and repaired. Hand/wrist/arm injury may result from repetitive motion or prolonged exposure to vibration.
- A preventative maintenance schedule is recommended to ensure the proper functionality of power tools.
- Never lubricate or clean tools with flammable or volatile liquids.
- Dynabrade® Power Tool labels must be legible at all times. If not, reorder label(s) and replace.
- To prevent injury, always use eye, face, respiration, hearing and body protection while operating, or in areas where abrasive power tools are being operated.
- Be sure that any loose clothing, hair and all jewelry is properly restrained.
- Keep hand and clothing away from working end of the power tool.
- Always work with firm footing, posture and proper lighting.
- Do not apply excessive force on a tool or apply “rough” treatment to the tool.
- Operate power tools with attention to the consistency of the work environment and the tool itself.
- Follow safety procedures posted in work area.
- Make sure that the work area is uncluttered, and visitors are at a safe range from the tools and debris.
- Use a vise or clamping device to hold work piece firmly in place.
- Electric Machines – Make sure proper electrical codes are followed, including safe wiring and proper grounding.

Accessories and Abrasives

- Tool RPM must never exceed accessory RPM rating. Check accessory manufacturer for details on maximum operating speed or special mounting instructions.
- Always disconnect power before changing accessories or making machine adjustments and repairs.
- The aluminum Dynaswivel® air line connector or similar accessories must never be used on percussion tools such as chippers and rammers.
- Do not use damaged, bent or severely worn accessories.
- When using any tool with an abrasive product, follow all safety guidelines of abrasive manufacturers.

Safe Operating Practices for Grinders and Sanders

- Every person involved in operating, repairing and/or supervising grinding machines or wheels should be familiar with the contents of ANSI B7.1.

- Never mount non-reinforced grinding wheels on any Dynabrade tool.
- If the speed is higher than the RPM marked on the tool, the tool must be serviced to correct the cause of the over speed condition before use.
- Always use required wheel guards. Never remove a wheel guard that has been specified for the machine. Damaged, bent and severely worn guards must be replaced.
- Improper mounting of grinding wheels is one major cause of grinding wheel failure. Each type of grinding wheel requires a different mounting method, spindle diameter and flange dimension.
- In every case, the Safety Code (ANSI B7.1) should be consulted for proper handling, storage, inspection and mounting information.
- All grinding wheels and mounting accessories should be closely inspected before installation and use.
- Protect accessories from exposure to water, solvents, high humidity, freezing temperatures and extreme temperature changes. Store accessories in protective racks or compartments to prevent damage.
- When using a new grinding wheel, or one that has been out of service for an extended period of time, the operator should start the machine under a steel workbench with proper wheel guard in place. It should be run for at least one minute. If the wheel is defective or improperly mounted, this is the time it will usually fail.
- Proper machine maintenance procedures are one of the most important aspects of safety in the use of abrasive wheels. Particular attention should be placed to those components or parts which can effect the speed (RPM) of a tool, such as governors on air grinders.

Machine Specifications

Machine specifications are believed to be accurate at time of printing. However, due to design changes, exact specifications of current tools may vary from the listed data.

It is our policy to test and measure our tools in a ready-to-use condition and to state the test results in industry-accepted terms. Dynabrade measures typical production tools using the recommended air hose size, 90 PSIG air line pressure measured at tool inlet, and all muffling and speed control mechanisms. Compromises to these real-use operating conditions can artificially enhance performance measurements.

For tool specifications listed in this catalog:

- **HOSE SIZE** denotes the recommended inside diameter of the air hose that should be used with the tool for maximum performance.
- **WEIGHT** includes all the parts required to run the tool except the airline, abrasive, or attachment.
- **RPM** is measured under no-load conditions.
- **HORSEPOWER** is an averaged maximum rating of production tools under ready-to-use conditions.
- Maximum air flow is measured in **STANDARD CUBIC FEET PER MINUTE (SCFM)** and is an averaged maximum rating, recorded at free speed on non-governed tools or at maximum horsepower on governed tools. Dynabrade adheres to this standard of measurement.
It is usually sufficient to directly compare the SCFM of the tool with the compressor's inlet CFM rating to determine how many tools a particular compressor will run. Depending upon the duty cycle of the tools, a compressor with a storage tank may allow it to run tools with a larger consumption than it's output.
- **SOUND LEVEL** is the sound pressure measurement according to the method outlined in ISO regulation ISO-15744.





Safety Guidelines

For Various Abrasive Power Tools

Safety Booklet included with tool must be read and understood before operating any portable pneumatic tool!




- This page must be read and understood by operating personnel and safety manager. Protection to operating personnel, as well as adjacent areas, shall be maintained at all times.
- Always comply with: General Industry Safety & Health Regulations (www.osha.gov), EN Standards for Hand Held Non-Electric Power Tools (www.cen.eu), American National Standards Institute (www.ansi.org) and Regional Regulations.
- Additional safety reference materials are available at www.dynabrade.com.

Safety Signal Words

	Indicates a hazardous situation that, if not avoided, will result in death or serious injury. This signal word is to be limited to the most extreme situations.
	Indicates a hazardous situation that, if not avoided, could result in death or serious injury.
	Indicates a hazardous situation that, if not avoided, could result in minor or moderate injury. It may also be used without the safety alert symbol as an alternative to "NOTICE."
	Is the preferred signal word to address practices not related to personal injury. The safety alert symbol shall not be used with this signal word. As an alternative to "NOTICE", the word "CAUTION" without the safety alert symbol may be used to indicate a message not related to personal injury.

Safety Symbols

Dynabrade Inc. safety labels/symbols follow the guidelines outlined in ISO 3864. In order to help users understand the meaning of the safety labels/symbols, the standard allows the reproducing of the figures and captions below. Some colored symbols are reproduced in this document in grayscale. A complete color version may be found at www.dynabrade.com.

	WARNING A black graphical symbol inside a yellow triangle with a black triangular band defines a safety sign that indicates a hazard.		PROHIBITION A black graphical symbol inside a red circular band with a red diagonal bar defines a safety sign that indicates that an action shall not be taken or shall be stopped.		MANDATORY ACTION A white graphical symbol inside a blue circle defines a safety sign that indicates that an action shall be taken to avoid a hazard.
---	---	---	---	---	--

For consistency Dynabrade Inc. also uses the above symbols and word definitions in collateral material, which includes this Pneumatic Tool Safety Guidelines. For product safety information in Product Manuals, Instructions, and other Collateral Materials, Dynabrade Inc. adheres to ANSI Z535.6-2006.

	Refer to Instruction Manual/Booklet		Fire Hazard		Safety Alert
	Eye Protection Must Be Worn		Explosion Hazard		Air Hose Hazard
	Electric Shock Hazard		Hearing Protection Must Be Worn		Entanglement Hazard
	Vibration Hazard		Respiratory Protection Must Be Worn		

Safety Guidelines

For Various Abrasive Power Tools

PRODUCT & SAFETY INFORMATION

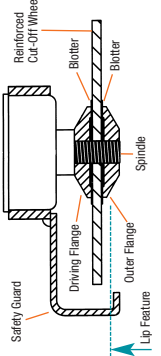
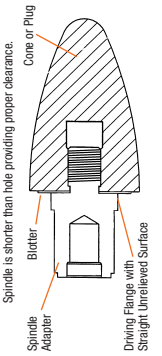
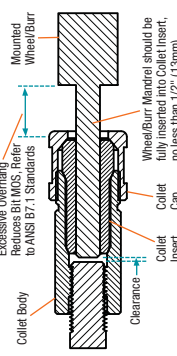
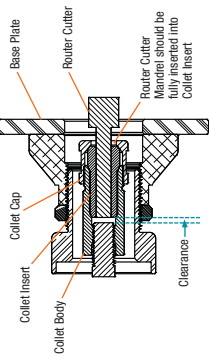
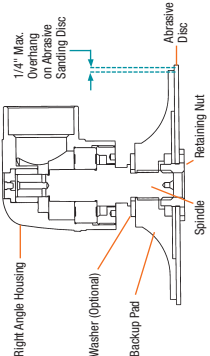
Mounting Features							Guard Requirements	Diagram Proper Mounting Procedure
Abrasive Type	Abrasive Size	Driving Flange	Blotters	Outer Flange	Additional Safety	Guard Requirements		
Type 27 Reinforced Depressed Center Wheels, Flap Wheels	Ø3" (75 mm) and Ø4" (100 mm) with 3/8" (10 mm) Center hole	Requires a special support adapter that extends beyond the raised hub and contacts the wheel	Not required	Smaller diameter than the Drive Flange to fit the depressed area of the wheel	-	<ul style="list-style-type: none"> 180° minimum Operator Protection Lip Feature Lip Feature must extend past face of wheel 		
	Alternate flanging for wheels less than or equal to Ø5" (125 mm) with Ø5/8" (16 mm) or Ø7/8" (22 mm) Center hole	A special support adapter may be used or straight unrelieved flange 1/3 of wheel diameter minimum	Not required	1/3 of wheel diameter may be smaller to fit the depressed area of the wheel. Requires centering boss to extend within wheel center hole	-	<ul style="list-style-type: none"> 180° minimum Operator Protection Lip Feature Lip Feature must extend past face of wheel 		
	Greater than Ø5" (125 mm) with 7/8" (22 mm) Center hole	Requires a special support adapter that extends beyond the raised hub and contacts the wheel	Not required	1/3 of wheel diameter may be smaller to fit the depressed area of the wheel. Requires centering boss to extend within wheel center hole	-	<ul style="list-style-type: none"> 180° minimum Operator Protection Lip Feature Lip Feature must extend past face of wheel 		
Type 11 Flaring Cup Wheels	6" (150 mm) maximum	Straight unrelieved flange 1/3 of wheel diameter minimum	Required between flange and wheel	-	Recommend wheel retainer hardware	<ul style="list-style-type: none"> 180° minimum Operator Protection Adjustable skirt (shell) Adjustable skirt to within 1/8" (3 mm) of the wheel face 		
Type 1 Reinforced Straight Wheels	Up to 4" (100 mm) diameter Greater than 1/8" (3 mm) thick	Straight relieved flange 1/3 of wheel diameter minimum	Required on both sides of wheel. Loose blotters must be replaced when mounting a new wheel	Straight relieved flange matching diameter to Driving Flange	Requires retaining Spindle Nut	<ul style="list-style-type: none"> 180° minimum Operator Protection Lip Feature Lip Feature must extend past face of wheel A guard cover is not required 		

NOTE: Intended for general reference use only.

Always refer to ANSI B7.1, B186.1 and EN 792 for detailed requirements.

Safety Guidelines

For Various Abrasive Power Tools

Abrasive Type	Mounting Features					Guard Requirements	Diagram
	Abrasive Size	Driving Flange	Blotters	Outer Flange	Additional Safety		
Type 41 (formerly Type 1 cut-off) Reinforced Straight Wheels	Up to 4" (100 mm) diameter equal to or less than 1/8" (3 mm) thick	Straight relieved flange 1/4 of wheel diameter minimum	Required on both sides of wheel. Loose blotters must be replaced when mounting a new wheel	Straight relieved flange matching diameter to Drive Flange	-	<ul style="list-style-type: none"> • 180° minimum Operator Protection • Lip Feature • Lip Feature must extend past face of wheel • A guard cover is not required 	
Type 16 - 19 Cone or Plug Wheels	Ø1" (25 mm) to Ø3" (75 mm)	Straight unrelieved flange 1/3 of wheel diameter minimum	Required between flange and wheel	-	See safety standards for proper Spindle thread length	<p>Not required where the work offers protection or where the size does not exceed 2" (51 mm)</p>	
Die Grinders	All Mounted Wheels and Burrs	Collet	-	-	Excessive overhang reduces MOS. See safety standard tables	Not Required	
Routers	Router Bits Ø3/8" (9.5 mm) mandrel max.	Collet	-	-	Must use Base Plate to control cut	Not Required	
Rotary Sanders	Round abrasive discs Ø9" (230 mm) max.	Backup pad supports abrasive disc	-	Retaining nut secures abrasive disc	Abrasive disc must not exceed 1/4" (6 mm) overhang	Not Required	

NOTE: Intended for general reference use only. Always refer to ANSI B7.1, B186.1 and EN 792 for detailed requirements.

Recommended Air System

Pneumatic Power Tools Have Several Advantages over Electric Power Tools

Pneumatic Power Tools Have Several Advantages over Electric Power Tools
One of the major advantages is durability, however, to make full use of that advantage some important steps must be followed.

A sufficient supply of compressed air is necessary

The air system must be able to deliver an adequate volume of air and maintain the rated operating pressure at the inlet of the tool.

Lubrication (oil) through the air supply is important

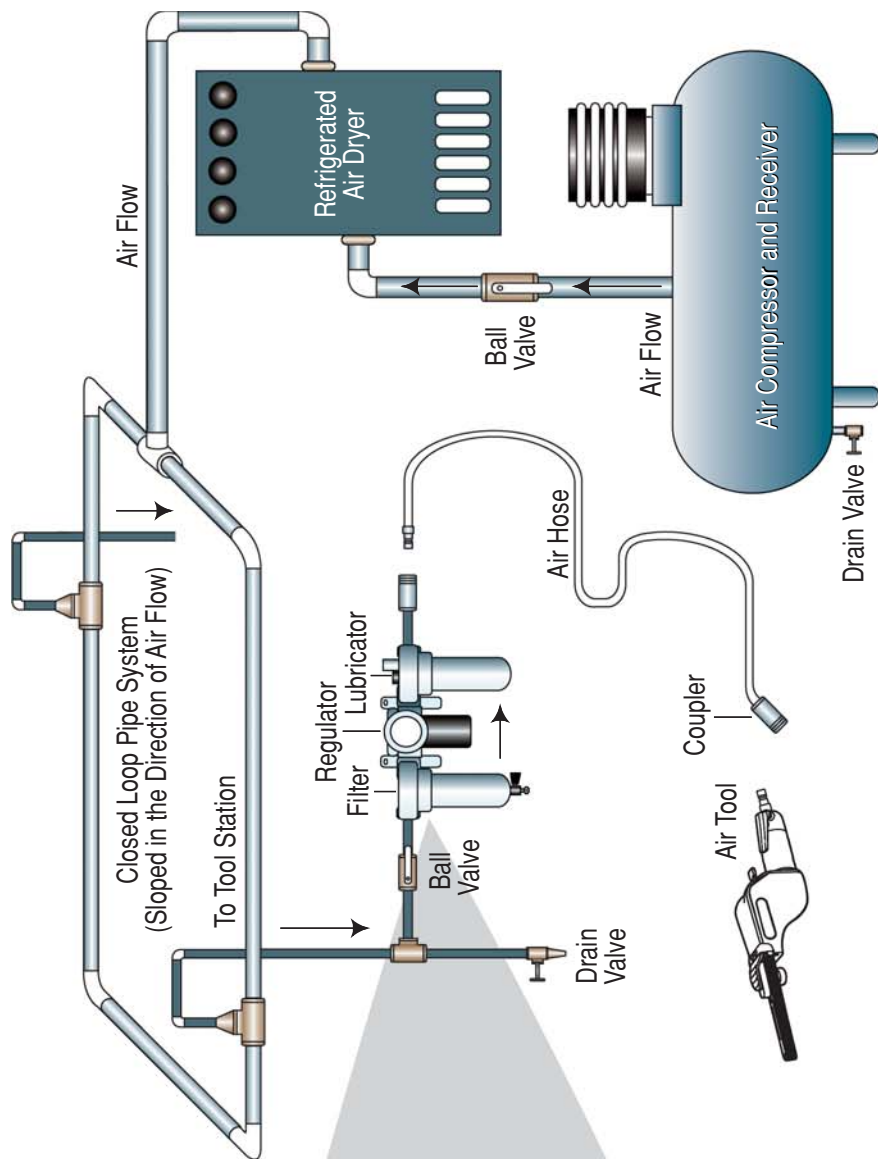
Supplying oil to rotary vane air motors reduces friction and wear of the moving parts and provides protection for steel components.

The supply of air must be free of contamination

The types of contamination that need to be eliminated are water (condensation produced by the temperature change while compressing the air), rust scale (rust particles produced inside iron pipes), and atmospheric dust, (dust that is pulled into the compressor from the work environment). Also, it is important to keep dust and debris from entering the air motor when the tool is disconnected from the air supply hose. Always keep the tool air inlet, hose ends, plugs and couplers clear of dust.

Filter-Regulator-Lubricator is Recommended

As an air tool manufacturer, Dynabrade recommends the use of a Filter-Regulator-Lubricator at each tool station. We also encourage the use of correctly sized accessories that will deliver a sufficient supply of air. Some examples of Dynabrade air tool accessories are Dynaswivel® airline connectors, quick disconnect fittings, and in-line blow guns. All of these accessories make for suitable additions to any compressed air system.



LUBRICATOR SETTING
1 DROP PER MINUTE
20 SCFM (566 L/MIN)

Selecting A Compressor

Guidelines for Matching Proper Compressor to Workplace

A) Compressor Type *Base on your PSIG (Bar) needs*

0 to 80 PSIG (5.5 Bar)– You may only need a single stage compressor.

80 to 250 PSIG (17.2 Bar)– You will need a two-stage compressor.

Two-stage compressors are recommended when tool use is continuous.

Note: Dynabrade air tools require operating air pressure of 90 PSIG (6.2 Bar).

B) Air Consumption

Determine the total demand SCFM (L/Min). List the requirements for all equipment, tools and other air consumption variables (both continuous and intermittent air usage demands).

C) Compressor Horsepower (hp)

Use the determined total demand SCFM (L/Min) and add approximately 20% for system variables.

Add _____% for (your) future growth.

If the above total equals less than 100 SCFM(2,832 L/Min) divide this total by 4 to find the compressor hp.

If the total is over 100 SCFM(2,832 L/Min) divide by 5 to find the compressor hp.

Example: System requirements = 165 SCFM (4,673 L/Min) @ 100 PSIG (6.9 Bar)

$$165 \div 5 = 33 \text{ hp}$$

Resulting in a suggested compressor size:

30 hp to 40 hp compressor

D) Tank Size

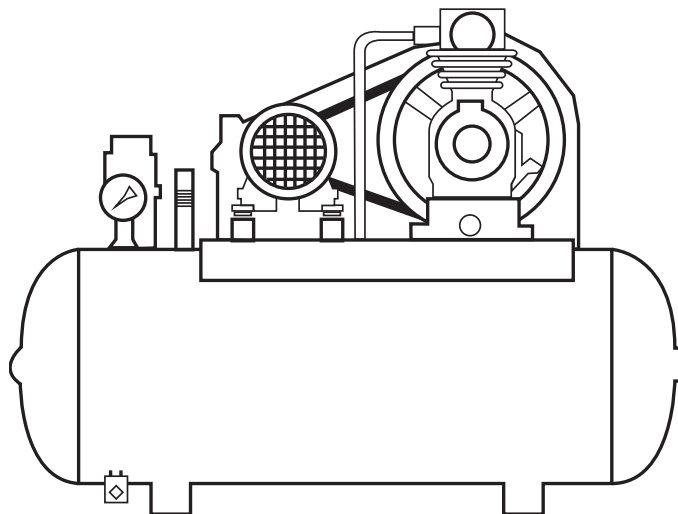
As a general rule, the larger the tank, the better the system. Use a larger tank for installations where large flows of short duration are needed.

Example: For a 5 hp compressor use a **60 Gal. (227 L)**, **80 Gal. (303 L)** or **120 Gal. (454 L)** storage tank.

E) Controls

Stop-Start – The motor stops when the compressor unloads and starts again when the pressure in the receiver drops. Use a stop-start pressure switch control for a small system. (Compressors up to 15 hp.)

Continuous Run – Equipped with constant pressure control, loading and unloading as the supply of compressed air in the receiver drops or reaches a maximum.



Maintaining Adequate Air Flow

Prevent and Eliminate Air Supply Restrictions

Common Causes of Restriction

- The air supply hose is too long.
- The inside diameter (I.D.) of the hose is too small.
- The air connections or fittings have inside diameters that are too small.
- There are too many air connections or fittings being used.
- If an inline filter is being used, the unit may be too small or the filter element may be plugged.
- If an inline regulator is being used, the unit may be too small, not adjusted properly or defective.
- The air supply hose, air fitting, air tool inlet or air tool exhaust may be plugged.
- If the air tool has a speed regulator, it may be closed.

Air Hose Supply

- Use the air supply hose with the correct inside diameter as is recommended by the air tool manufacturer.
- Use the shortest air supply hose possible for the task being performed.
- Longer air supply hoses require larger inside diameters.
- Coiled air supply hoses appear much shorter than they actually are. When using a coiled hose, make sure that the inside diameter is large enough to compensate for the length (see chart below).

Air Supply Hose Recommended Chart

- Choose the correct Inside Diameter (I.D.) and Length of Air Supply Hose.

NOTE: To increase the length of air supply hose it will be necessary to increase the inside diameter of the hose.

Air Motor SCFM (Standard Cubic Feet Per Minute)	Hose & Fitting I.D. Required	Recommended Length Air Supply Hose
22 SCFM (623 L/Min)	1/4" (8 mm)	1' - 8' (0.3048 m - 2.44 m)
28 SCFM (793 L/Min)	3/8" (10 mm)	1' - 25' (0.3048 m - 7.6 m)
35 SCFM (991 L/Min)	3/8" (10 mm)	1' - 20' (0.3048 m - 6.10 m)
45 SCFM (1,274 L/Min)	3/8" (10 mm)	1' - 10' (0.3048 m - 3.042 m)
73 SCFM (2,067 L/Min)	1/2" (15 mm)	1' - 20' (0.3048 m - 6.10 m)

Air Supply Hoses (Available from Dynabrade)

- 3/8" I.D. with two male 1/4" NPT fittings. **Part No. 11292** - 8 feet (2.44 m) long (see page 226)
- 1/2" I.D. with one male and one female 1/2" NPT fitting. **Part No. 95870** - 5 feet (1.53 m) long (see page 226)
- 8 mm I.D. and 10 mm I.D. lightweight hoses (see page 225)

The Cost Of An Air Hose Leak

One 1/16" hole in a hose leaks at 100 PSIG:

- 4.25 cubic feet per minute (CFM)
- 255 cubic feet per hour
- 2,040 cubic feet in an 8-hour day
- 6,120 cubic feet per 24 hours

The cost of one leaking air hose:

$$\begin{array}{rcl}
 240 & \times & 6,120 \\
 \text{working days} & & \text{leakage in cf} \\
 \text{per year} & & \text{per 24 hours} \\
 \hline
 1,468,800 & \times & \$0.00041^* \\
 \text{air lost in cf} & & \text{cost per cf based on typical} \\
 \text{per year} & & \text{energy costs per kilowatt-hour} \\
 \hline
 & = & \text{US } \$602.21^* \\
 & & \text{total cost per year!}
 \end{array}$$

*Costs will vary based on local charges per kilowatt-hour.

Plug Connectors

Compare Airflow SCFM (L/Min)

- All information based upon size of I.D. at 90 PSIG (6.2 Bar) in conjunction with mating coupler.
- NPT (National Pipe Thread) is the thread size (such as 1/4" NPT).

Common Plug Connector 25 SCFM (708 L/Min)



Dynabrade Plug Connector 76 SCFM (2,152 L/Min)



Healthy Work Environment

The Term “Ergonomics” can be Defined as the Study of Work

Ergonomics

Ergonomics helps adapt the job to the person, rather than forcing the person to fit the job. Adapting the job to fit the worker can help reduce ergonomic stress and eliminate many potential ergonomic disorders. The objective of ergonomics is to adapt the job and workplace to the worker by designing tasks, work stations, tools and equipment that are within the worker's physical capabilities and limitations. Major causes of many current ergonomic problems are technological advances such as more specialized tasks, higher assembly line speeds, and increased repetition, plus a lack of ergonomically designed technologies. Consequently,

worker's hands, wrists, arms, shoulders, backs and legs may be subjected to thousands of repetitive twisting, forceful or flexing motions during a typical workday. In many instances, some machine tools and work environment are often poorly designed, placing undue stress on the worker's tendons, muscles and nerves. Recognizing ergonomic hazards in the workplace is the essential first step in correcting the hazards and improving worker protection. The proper Dynabrade tool and work environment can help reduce the contributing factors associated with cumulative trauma disorders.

Dynabrade Tools Meet the Following High Quality Standards

Ergonomics and operator comfort have worked their way into each Dynabrade air tool design. Factors including, vacuum, vibration, insulation and noise (VVIN) are addressed at every integral design stage. VVIN is now critical to our research and development of new products as we continue to meet the challenging needs of the market place.

Vacuum

Airborne sanding particles can cause severe inflammation of the eyes and lung tissue, varying on the degree of exposure and the type of airborne contaminants involved. It is because of this danger that Dynabrade manufactures self-generated and central vacuum tools that direct airborne sanding particles away from the operator and the air motor, reducing contamination and the cause of risk to the operator.



Vibration

All hand-held machines transmit vibration to an operator's hand while in operation. Operators that work with vibrating machines for extended periods of time risk many types of injury. The most common are vascular injury, nerve injury, skeletal injury and joint injury. To help reduce vibration, we have built-in features such as composite housings and rubber overmolds, plus superiorly balanced motors and shafts. In addition, Dynabrade premium Sanding Pads are manufactured with unique one-piece hub assembly, ensuring lower vibration levels.

Insulation

Cold caused by pneumatic powered tools can cause a variety of work related injuries. Dynabrade manufactures a variety of tools with thermal-insulated housings that help prevent cold temperature transmission to the operator, reducing the risk of white finger disease and other related injuries.



Noise

High sound levels over an extended period of time can damage hearing. New enhancements to muffling systems, exhaust overhose protection and other tool design factors further reduce tool sound levels in the workplace.

Properly Designed Tool

An example of how a properly designed tool assists in reducing work injuries is Dynabrade's 7° Offset, Gearless Front Exhaust Die Grinder:

- Lightweight composite housing with anti-slip ring reduces cold air transmission to operator's hand.
- Handle is offset 7° for greater operator comfort and control.
- Gearless design reduces vibration.
- Smaller collet design reduces excessive run-out and reduces vibration.
- Low profile for greater operator control to work in hard to reach areas.



Unique Vacuum Design

Anti-clog design enhances vacuum pick-up and directs dust away from the air motor. Ask about our self-contained dust collection systems and vacuum shrouds.



Less Vibration

Composite base and integrated rubber over-mold create a non-slip feel and insulate from cold air.

Insulated Handle

Helps insulate from cold air... now standard on most tools.



Low Sound Levels

Rear exhaust muffler standard on many models.



Optional Overhose Assembly

May be used to further reduce noise levels by as much as 5 dB(A). Overhose redirects exhaust away from operator and workpiece.



Performance Assurance

Air Tool and Air System Inspection/Diagnosis

Air Tool Inspection

- Inspect the air tool.



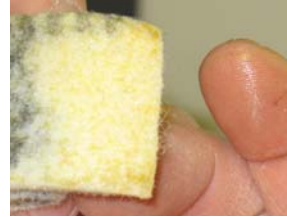
- Is the tool's air inlet clean?



- Is the tool's exhaust (muffler/silencer) clean?



- Has the motor been oiled?



This silencer shows evidence of oil.



This air motor received "Last-Rites Oil."

Notice, the puddle of oil appears clean.

- Can the tool's spindle be turned by hand?



"The spindle won't turn." This usually indicates broken vanes.

Generally, broken vanes indicate that the motor has not been oiled regularly.

Air System Check

Tachometer

- Affix a 1/2" (12 mm) square piece of reflective tape to the tool's spindle or pad.
- Aim the Laser Pointer at the reflective tape and run the tool. (Operational distance: 2"/50 mm to 20"/500 mm)
- Read RPM. (Notice: Refer to User's Manual for more detailed instructions.)

PSI Gauge

- Connect Air Gauge and air supply hose to the air inlet of the tool.
- Run the tool and adjust air supply pressure to 90 PSIG (6.2 Bar).

Condition of Coupler and Plug

- Check for wear or damage to coupler and/or plug.
- Can the I.D. of the plug supply enough air to the tool?

Condition of Air Hose

- Check to see if the hose is frayed or cracked? (see "Cost of an Air Hose Leak" on reverse side)
- What is the length of the hose?
- Match length and I.D. of hose to air requirement of tool.
- Is there a hose reel?

Condition of Air Hose (Continued)

- How many coupler connections exist from the drop to the workbench?
- Are there any "T's" or a manifold at the workbench?
- How can Dynaswivel® prolong the life of the hose?

Filter-Regulator-Lubricator

- FRL – is it present? If yes, is it working?
- Filled with oil? Set for proper lubrication?
- What type of oil? (Weight, Non-detergent vs. Detergent – Notice: Non-detergent oils contain little to no solvents. Air Tool Oils with "conditioner" usually contain solvents. Example: Both Marvel® Air Tool Oil and Marvel® Mystery Oil contain mineral spirits, a common solvent used as paint thinner.)
- Are there reducer bushings being used to connect the air supply to the FRL?
- What size is the fitting connecting the FRL to the air line that is supplying the air to the workbench?
- Are there any "T's" or manifolds coming directly off the FRL?
- What material is the pipe that is carrying the air supply? Black Iron?



How Easy is it to do Business with your Air Tool Company?

Service, Quality and Commitment - that's the Dynabrade Difference



- **Technical Salesmen Around the World**
- **Same-Day or Next-Day USA Shipping**
- **FREE On-Site Demonstrations**
- **LIFETIME WARRANTY on Air Tools**

Check Out Why Dynabrade Is the Global Leader in Random Orbital Sanding



Comfort Platform

USA Patent No. D610,428
Provides additional hand and wrist support.



Auto-Recess Throttle Lever

Lever recesses into housing when depressed, eliminating pressure point on operator's palm.



Compact Grip Size

Compact, vibration-absorbing grip is ideal for operators with smaller hands.



Steel Cylinder & End Plates

Steel cylinder and end plates stay perfectly aligned. Design of end plates keeps more air in cylinder, increasing motor efficiency!



Low Sound Levels

Muffling system reduces sound levels to as low as 76 dB(A). Threaded muffler cap stays tight as tool runs!



Perfectly Balanced Sanding Pad

Ask for the ORANGE!
Perfectly balanced, weight-mated sanding pad with exclusive single-piece hub design!



69020 Dynorbital®
Silver Supreme

In the USA, Call 1-800-828-7333 for Free Demonstration and Literature!

DYNABRADE.COM



PRODUCT & SAFETY INFORMATION

Numerical Index of Tools

Model No.	Page No.	Model No.	Page No.	Model No.	Page No.	Model No.	Page No.	Model No.	Page No.	Model No.	Page No.	Model No.	Page No.	Model No.	Page No.
10832	138	13511	32	18180	184	48360	54	51302	59	51622	50	52221	61	52573	109
10843	138	13512	34	18253	183	48365	54	51303	59	51623	50	52222	61	52574	109
10844	139	13515	34	18255	183	48370	54	51304	59	51624	50	52223	61	52576	107
10846	139	13516	34	18256	183	48500	72	51305	59	51629	50	52242	66	52577	107
10847	139	13517	35	18258	183	48503	72	51306	59	51630	50	52256	63	52578	107
10848	140	13518	35	30200	145	48520	73	51307	59	51631	50	52257	63	52579	109
10849	140	13519	37	30304	145	48521	73	51330	143	51632	50	52258	63	52580	109
10850	140	13520	35	30336	145	48522	73	51331	143	51633	50	52267	62	52590	72
10851	140	13521	32	30337	145	48530	74	51332	144	51634	50	52276	63	52596	89
11475	24	13523	35	40260	99	48531	74	51333	144	51700	48	52277	63	52597	90
11476	24	13525	36	40320	13	48532	74	51350	179	51701	48	52278	63	52615	113
11477	24	13531	32	40321	13	48540	73	51390	125	51702	48	52280	62	52630	98
11486	25	13535	36	40324	13	48541	73	51391	125	51703	48	52289	66	52631	77
12200	141	14000	10	40326	13	48542	73	51392	125	51704	48	52290	66	52632	98
12201	141	14010	10	40330	15	49135	136	51393	125	51705	48	52293	66	52633	98
12202	141	14200	27	40335	13	49400	162	51394	125	51706	48	52294	66	52634	77
12204	142	14300	28	40352	14	49401	162	51395	125	51707	48	52297	66	52635	77
12205	142	14303	28	40353	14	49402	162	51396	125	51708	48	52373	103	52638	98
12206	142	14306	28	40381	13	49403	120	51397	125	51730	48	52374	103	52639	98
12207	142	15003	18	40610	15	49403	162	51400	119	51731	48	52376	103	52656	81
12250	143	15006	18	40611	15	49410	72	51401	119	51732	48	52377	103	52657	81
13100	37	15013	18	40615	15	49420	55	51402	119	51733	48	52378	103	52660	67
13101	37	15300	20	40616	15	49425	57	51405	119	51740	48	52379	103	52662	67
13102	37	15302	20	46000	57	49430	130	51410	161	51742	48	52380	103	52663	67
13200	32	15360	21	46001	57	49440	120	51411	161	51750	48	52400	73	52665	67
13201	33	15400	21	46002	57	49455	130	51412	161	51753	48	52402	73	52666	67
13202	33	15401	21	47200	53	50210	87	51415	161	51756	48	52405	73	52667	67
13204	33	15420	21	47201	53	50211	88	51430	124	51810	48	52410	74	52668	67
13205	33	18000	185	47202	53	50302	95	51450	124	51811	48	52412	74	52669	67
13206	35	18001	185	47211	58	50303	100	51451	124	51812	48	52413	74	52672	68
13207	35	18010	185	47212	58	50304	80	51454	124	51813	48	52415	74	52673	68
13214	35	18011	185	47800	57	50307	80	51455	124	51846	131	52418	111	52675	68
13215	36	18015	185	47801	57	50320	79	51458	125	51847	131	52420	107	52676	68
13220	33	18020	185	47802	57	50321	79	51459	125	51848	131	52430	109	52677	68
13300	39	18025	184	47820	73	50324	78	51470	125	52050	43	52431	109	52678	68
13301	39	18026	184	47821	73	50340	100	51472	125	52051	43	52434	107	52679	68
13310	39	18050	187	47822	73	50348	101	51474	83	52052	43	52435	107	52700	95
13400	40	18055	187	48201	53	50350	101	51476	83	52060	42	52436	112	52705	93
13401	40	18056	187	48203	53	50561	88	51479	83	52061	42	52438	112	52706	95
13410	40	18058	187	48205	58	50570	87	51510	189	52062	42	52439	107	52710	93
13411	40	18063	186	48207	58	51130	38	51511	189	52100	63	52515	78	52711	93
13450	40	18066	188	48315	57	51134	38	51580	126	52101	63	52516	78	52712	93
13460	40	18067	189	48316	57	51225	86	51582	159	52102	63	52518	78	52715	105
13500	32	18068	188	48317	57	51226	86	51583	159	52200	54	52537	110	52716	105
13501	32	18069	189	48325	54	51227	86	51584	126	52202	54	52538	110	52717	105
13502	33	18071	189	48327	54	51230	86	51585	41	52204	58	52557	74	52718	105
13503	33	18072	189	48335	58	51231	86	51600	125	52206	58	52558	74	52719	105
13505	34	18075	186	48337	58	51232	86	51601	125	52211	61	52561	79	52720	105
13506	34	18080	186	48341	54	51235	85	51602	83	52212	61	52562	79	52721	105
13507	35	18100	184	48345	54	51236	85	51603	83	52213	61	52563	80	52722	105
13508	35	18101	184	48350	53	51300	59	51604	83	52216	62	52564	79	52760	167
13509	37	18160	184	48355	53	51301	59	51605	83	52218	62	52565	79	52802	81

Numerical Index of Tools (Cont'd)

Model No.	Page No.	Model No.	Page No.	Model No.	Page No.	Model No.	Page No.	Model No.	Page No.	Model No.	Page No.	Model No.	Page No.	Model No.	Page No.
52831	129	53235	102	54730	108	56880	148	58015	170	59000	154	64902	194	69009	152
52832	129	53242	102	54732	108	56883	148	58017	170	59003	154	64903	194	69010	152
52833	129	53243	104	54734	108	56884	148	58034	180	59004	154	64904	194	69013	152
52834	129	53244	102	54736	108	56890	148	58035	180	59005	154	64905	194	69014	152
52835	129	53245	102	54740	108	56893	148	58037	180	59008	154	64991	200	69015	152
52836	129	53249	102	54742	108	56894	148	58038	180	59009	154	64993	200	69018	152
52861	47	53251	82	54744	108	57101	157	58039	180	59010	154	65014	200	69019	152
52862	47	53252	82	54746	108	57126	118	58040	169	59013	154	65016	200	69020	152
52863	47	53253	82	54767	94	57127	93	58041	169	59014	154	65750	200	69023	152
52864	47	53261	82	54769	94	57400	178	58050	39	59015	154	65751	200	69024	152
52900	29	53262	82	54771	96	57401	178	58054	154	59018	154	65752	200	69025	152
52903	136	53263	82	54773	96	57404	178	58070	174	59019	154	65753	200	69028	152
52904	136	53415	163	54775	96	57405	178	58075	174	59020	154	66402	201	69029	152
52905	136	53417	163	54777	96	57407	178	58400	158	59023	154	67600	193	69030	152
52906	136	53435	130	54783	94	57500	160	58401	158	59024	154	67601	193	69033	152
52907	136	53460	119	54785	94	57502	160	58405	158	59025	154	67602	193	69034	152
52931	129	53465	119	54787	96	57503	160	58406	158	59028	154	67603	193	69035	152
52932	129	53465	163	54789	96	57504	160	58409	158	59029	154	67604	193	69038	152
52933	129	53501	60	54791	96	57550	122	58410	158	59030	154	67605	193	69039	152
52934	129	53502	60	54793	96	57553	122	58411	158	59033	154	67800	192	69040	152
52935	129	53510	60	55126	118	57571	151	58414	158	59034	154	67801	192	69043	152
52936	129	53511	60	56715	69	57572	150	58415	158	59035	154	67802	192	69044	152
52986	129	53521	106	56719	69	57573	151	58416	158	59038	154	67803	192	69100	152
52987	129	53522	106	56723	69	57574	150	58418	158	59039	154	67804	192	69103	152
53037	131	53523	106	56727	69	57575	151	58419	158	59040	154	67805	192	69104	152
53046	131	53531	106	56739	70	57582	150	58420	158	59043	154	67806	192	69108	152
53047	131	53532	106	56743	70	57583	151	58430	166	59044	154	67807	192	69109	152
53048	131	53533	106	56747	70	57584	150	58431	166	59100	154	67808	192	69110	152
53060	132	53781	64	56751	69	57585	151	58435	166	59103	154	67809	192	69113	152
53072	131	53783	106	56755	69	57800	175	58436	166	59104	154	67810	192	69114	152
53073	131	53807	60	56759	70	57801	175	58441	168	59108	154	67811	192	69150	152
53074	131	53808	60	56800	148	57804	175	58442	168	59109	154	67812	192	69500	160
53077	131	53811	64	56803	148	57810	175	58443	168	59110	154	67813	192	69502	160
53078	131	53812	64	56804	148	57811	175	58444	168	59113	154	67900	191	69503	160
53079	131	53868	81	56815	148	57814	175	58445	168	59114	154	67901	191	69504	160
53080	133	53869	81	56818	148	57900	170	58446	168	59115	156	67902	191	69540	121
53081	133	54343	65	56819	148	57906	172	58455	118	59116	156	67903	191	69550	121
53090	132	54347	65	56826	148	57908	174	58460	166	59117	156	67904	191		
53091	132	54359	65	56829	148	57909	174	58461	166	59118	156	67905	191		
53092	132	54363	65	56830	148	57910	170	58465	166	59150	154	67906	191		
53093	132	54369	65	56840	148	57920	173	58466	166	60051	49	67907	191		
53094	132	54374	65	56843	148	57922	173	58480	159	60052	49	67908	191		
53095	132	54387	65	56844	148	57923	173	58485	159	64000	202	67909	191		
53096	132	54391	65	56850	148	57924	173	58500	176	64001	202	67910	191		
53103	137	54400	75	56853	148	57925	173	58501	177	64003	202	67911	191		
53104	137	54403	75	56854	148	57926	173	58502	177	64860	195	67912	191		
53105	137	54406	75	56859	148	57927	173	58503	176	64861	195	67913	191		
53106	137	54409	75	56862	148	57928	174	58504	177	64862	195	69000	152		
53143	133	54421	75	56863	148	57929	174	58505	177	64863	195	69003	152		
53232	102	54424	75	56870	148	57930	172	58506	177	64881	194	69004	152		
53233	104	54427	75	56873	148	58000	171	58507	176	64900	194	69005	152		
53234	102	54430	75	56874	148	58010	171	58509	176	64901	194	69008	152		

Discover The Dynabrade Difference

We Are Your Source For High-Quality, American-Made Power Tools!



Dynabrade is EASY to do business with – we work with you, from marketing, to customer service, to shipping, to sales, to RESULTS!

Sales Support

- Factory-trained experts on tools, air systems, accessories and abrasives.
- “System & Solutions” Approach: sales personnel outfitted with tools, accessories and abrasives for on-the-spot demonstrations.

Cost Savings

- Let us analyze your air system with our Performance Assurance Kits.
- “Same Day/Next Day” shipping on most USA orders.
- USA Flat Rate Repair Program offers quick repairs by factory-trained experts.

Training

- On-site tool training clinics to educate your personnel.
- USA DynaVans bring products directly to the workplace!

Web Support

- Demonstration videos will show you how!
- Complete catalog and sales literature library.



Customer Service Support

- Talk with a trained customer service representative.
- Discuss applications with an experienced technical support person.



DynaVan



Performance Assurance Kit



Visit us at Dynabrade.com



Dynabrade.com

Now in NINE Languages!

Plus Additional Languages Coming

DYNABRADE Abrasive Power Tools
For USA INDUSTRIAL MARKETS

Region/Market: USA / Industrial Products | Change >

Home About Us Contact Us Distributor Access Search Products

Quick Links

- Where To Buy
- Request Demo
- Parts Pages
- Lifetime Warranty
- Literature
- Online Training
- Repair Tutorials
- Product Support
- Videos
- Shows & Events
- FAQs

Browse Products

Grinders [View All Products](#)

My Industry & Materials

- Woodworking
- Kitchen & Bath
- Metalworking
- Marine

What's New?

Dynabrade Tools for The Aerospace Industry
Innovative Solutions with The Dynabrade Difference!

Associations Compliance Organizations Employee Links Careers Privacy Policy © Dynabrade 2015

Dynabrade.com now offers these language choices:

- English
- German (Deutsch)
- Turkish (Türkçe)
- Spanish (Español)
- Portuguese (Português)
- Italian (Italiano)
- French (Français)
- Simplified Chinese (简体中文)
- Russian (русский)

Visit often for the latest information on Dynabrade's NEW Products!

Discover The Dynabrade Difference!



For More Tools and Related Accessories, Visit: Dynabrade.com



DYNABRADE.COM

DYNABRADE, INC.

8989 Sheridan Drive • Clarence, New York 14031-1419
Phone: 716-631-0100 • US Fax: 716-631-2073 • International Fax: 716-631-2524

US Consumers Call Toll-Free: 1-800-828-7333

Canadian Consumers Call Toll-Free: 1-800-344-1488

DYNABRADE EUROPE S.à r.l.

Zone Artisanale Op Tomm 6 • L-5485 Wormeldange-Haut, Luxembourg
Phone: +352 768 494 1 • Fax: +352 768 495

DYNABRADE INDIA ABRASIVE POWER TOOLS Pvt Ltd.

EL-54, TTC Industrial Area, M.I.D.C. Mahape • Electronic Zone, Navi Mumbai - 400705
Maharashtra, India • Phone: +91 22 2763 2226 • Fax: +91 22 2763 2228

US Consumer Toll-Free Number: 1-888-DYNABRADE

DISTRIBUTED BY: